

Memorandum

To: Honorable Mayor and City Commissioners **From:**
From: Gary La Venia, City Manager
Date: September, 24 2018
Re: Budget for Fiscal Year Ending September 30, 2019

I hereby present the 2019 Fiscal Year Budget for the City of Fruitland Park. The total budgets for FY2018/2019 includes General Fund, Redevelopment Fund, Capital Projects Fund (Infrastructure Sales Tax), Utility Fund, Fire Pension Fund, and Recreation Fund totaling \$10,901,158. The Ad-valorem taxes are based on a millage rate of 3.9134 mills which is 0% higher than the current year's rolled back rate of 3.9134 mills.

Included in the budget is a pay increase of 3% COLA for all employees. Medical premiums have been decreased by 8%, dental by 0%, workers comp by 0%, and Life insurance remained the same. Police Pension match for FRS is 24.5% and 8.26% for all other employees.

This budget reflects hours of thoughtful discussion, and cooperative work by the Department Heads and Staff. This budget was particularly tight and difficult decisions were made. We are growing very quickly but the revenue lags behind. These dedicated City employees work hard to provide exceptional services to our community within our budget. We are proud of the strong ties to the community and exceptional services provided to our residents, business owners, and visitors. This budget continues the City's efforts of careful planning and conservative fiscal oversight and continues to build a sound fiscal foundation.

I will work closely with the staff in continuing to set priorities and in making the difficult decisions required to adhere to this Budget. Please contact my office with any questions or comments regarding this Budget; my door is always open.

Thank you all for your continued support and good stewardship. The Budget is only as successful as the amount of effort and support incorporated by all of the stakeholders in the process. It is indeed a pleasure to present our Budgetary Program to the people of Fruitland Park.

September 24, 2019

**TRANSMITTAL LETTER BUDGET PROPOSAL FOR
FISCAL YEAR 2018/2019**

Mayor, Town Commissioners and Citizens of the City of Fruitland Park:

Enclosed is the proposed budget for fiscal year 2018/2019 for your review and consideration. The total proposed budgets for FY2018/2019 including General Fund, Redevelopment Fund, Capital Projects Fund (Infrastructure Sales Surtax), Utilities Fund, Firefighter Pension Fund, and Recreation Fund is \$10,901,158.

General Fund

The proposed General Fund revenues and expenditures total \$7,803,673 respectively.

Highlighted Revenues Include:

- a. Ad-valorem taxes are based on a millage rate of 3.9134 mills, the roll back rate (RBR). This is 0% higher than the current year's roll back rate of 3.9134. Current year's certified gross taxable value is \$682,178,355 compared to last year's gross taxable value of \$491,629,188. This is a 38% increase over last year's taxable value. Ad Valorem revenue is \$2,536,155 compared to last year's Ad Valorem of \$1,861,792. This is a \$674,363 increase over last year.
- b. Electric Franchise Fees, Garbage Franchise Fees, Electric Utility Tax, and Water Utility Tax are expected to increase slightly due to increased services. State Revenue Sharing and Local Government ½ Cent Sales Tax are expected to increase due to population increases.
- c. There are \$1,415,130 Library Construction grants from the County budgeted at 10% (\$141,513) and the State Library grant for \$500,000 budgeted at 10% (\$50,000). There is a 3rd Gardenia Park Recreation grant (REC3) for \$50,000. These grants are included in the revenue.
- d. Fire Assessment revenue is increased by \$74,965 for Fruitland Park and \$127,458 for the Villages. Fire Assessment fees total \$479,722 for Fruitland Park and \$332,601 for the Villages, compared to last year \$404,757 and \$205,143. The residential fire fee is \$256 in Fruitland Park and \$194 in the Villages. This covers all Fire Services expenses in the General Fund.
- e. Transfer in from Storm-water is \$28,336 for 10% storm-water project for Library/Town Center. There is a balance of \$324,608 in Storm-water. Transfer in from Public Safety Impact fees is \$107,341: \$47,500 for two new police vehicles and \$12,336 for 10% of the Library/Town Center project. There is a transfer in of \$438,922 from Building Permits fund to cover the Building and Zoning budget of \$661,592. Transfer in from Redevelopment is \$38,794 for 20% of City Manager's salary and benefits and 10% of Finance Director's salary

and benefits. Transfer in from Recreation is \$21,062 for reimbursement of the Recreation Aid and the Sports Co-Coordinator.

Personnel Costs Include:

- a. An additional full time library assistant (\$41.7k) for the new library, and an additional police officer (\$71.8k), have been added. Another officer will be added at mid-year (\$36.6k). This gives the Police Dept. 21 sworn officers which covers a population of 8,400 at a 2.5 officers per 1000. We are currently at 7,291 population. An additional part time firefighter flex personnel (\$98k) has been added but several volunteer positions were deleted to offset the cost. Code Enforcement went from part time to full time. The custodian position was deleted. The total number of personnel have increased by 3.5 positions plus flex personnel compared to last year. One position was removed.
- b. A pay increase of 3% for all employees. The difference in total personnel cost with 3% raise versus no raise is \$77,529. Wages increased \$135,587 from last year. Total personnel increase compared to last year is \$243,879.
- c. City's portion of the FRS Police Pension match increased from 23.27 % to 24.5%. Regular employees FRS increased from 7.92% to 8.26%. This increase is \$41,976 over last year.
- d. Medical premiums had an 8% decrease. This decrease is \$52,754 less than last year.
- e. Dental premiums had no increase.
- f. Workers Compensation has been calculated at 0% increase.

Highlighted Expenditures:

There is \$3,045 in GF Contingency. There is \$500 in Police Contingency. \$220,000 is budgeted to be transferred into unrestricted reserve fund balance in order to build reserves used by IRMA. There is \$240,000 to cover the Lady Lake payments.

There is a \$40,464 increase in Redevelopment taxes in Other Gen Govt, due to the increase in CRA taxable value. There is a \$53,265 increase in contractual services. The Utility fund was funding all of the Munis modules. \$42k was moved to the general fund (payroll, business licenses, financials, misc. billing, etc), 42k was left in Utilities,

The Police Dept. budget includes 1 new police officer (\$71.8k), and plus equipment (4.8k) and 1 new police officer at mid-year (\$36.6k) plus equipment (\$4.8k). There is \$95,000 for 2 new police vehicles. This will be transferred in from Public Safety Capital Improvement (from Police impact fees). The following line items were increased over last year: overtime (\$5,000), reserve officer wages (\$18,000), contractual (\$21,250), fuel (\$14,000), and education (\$13,900). The total operating increase was \$72,165 over last year. The total increase in the Police Dept. was \$359,971 over last year.

The Fire Dept. budget includes a new flex positions covering 24 hours x 7 days a week. Two flex positions cost \$216,925. The Villages Fire (\$330k) increased \$25,009. The budget also includes setting aside money to purchase items in the future, new radios (10k) and new engine (10k) to be in a restricted (committed) fund.

The Building and Zoning Dept. budget includes \$12,000 to renovate the office and increase security. The code enforcement officer is now full time. This change increases the cost of Code Enforcement \$30,579. Engineering fees have been increased \$40,400, and planning increased \$90,000 over last year. Postage was increased \$10,500 over last year.

The Storm-water budget includes \$100,000 for Storm-water project for Library/Town Center. This will be transferred in from Storm-water Restricted Fund Balance.

The Roads & Streets Dept. budget includes an additional \$25,000 to resurface various roads. The budget is \$75,000 for road resurfacing. There is \$10,600 to purchase signs, and \$6,000 for tree trimming, the same as last year. Light repairs and maintenance have been increased \$31,250 due the increased traffic lights.

The Library has an additional library assistant (\$41.7k). The budget includes \$258,111 to finish construction of the new Library. It should be finished by the end of November or early December 2018. The budget also includes \$13,000 to pack and move to the new Library and \$20,000 for opening day book collections. The book budget was increased \$41,000.

The Pool budget includes \$3,000 for hydro rider swim fit bikes, \$4,700 for various pumps, and \$5,500 for air conditioning. Pool chemicals were increased \$7,500.

The Parks budget includes \$50,000 for Gardenia Park skatepark (grant Rec3), \$2500 for skate park light replacement, and \$4000 for Volleyball renovations.

The Recreation budget includes \$20,000 for new flooring and lighting, \$40,000 for renovations, and \$6,500 for equipment.

Redevelopment Fund

The proposed Redevelopment revenues and expenditures total \$330,665.

Revenues come from Fruitland Park, Lake County Commission, Lake County Water Authority, and Lake County Ambulance and are based on the increased assessed value of the CRA district. The value increase brought in an additional \$92,119 of revenue.

Expenditures include: \$120,000 to resurface roads and sidewalks. There is a transfer to General Fund for 20% of the City Manager and 10% of the City Finance Director of \$38,794.

There is \$157,301 in contingency.

Capital Project Fund

The proposed revenue and expenditures for the CIP fund is \$769,414.

Revenues include estimated collections from the one-cent tax of \$766,174.

Expenditures include 6 Police Vehicles leases for \$67,080, the 4th of a 4 year lease.

The Fire Dept. has a \$31,300 payments for the MSA Air Packs and refill system, and \$4,420 for radio replacement. This is the last payment for the Air Packs.

Public Works, Roads & Streets has nothing in the CIP budget.

The Library has \$230,000 for furniture and shelving for the new library, \$18,650 for various items for the new library, and \$15,000 to replace the A/C.

Recreation has \$12,500 for the soccer field and \$12,500 for a vehicle.

There is \$377,964 in budget to transfer to the Utility fund to pay debts (FDOT, BB&T Sewer Loan). This is a \$143,045 increase in debt payments over last year.

Utilities

Highlighted Revenues include:

- a. A water rate increase of 2.1% based on CPI-U from January 2017 to January 2018. A rate study is being conducted to restructure water and sewer rates.
- b. Sewer Impact Fees will be transferred in for payments on the Wastewater Treatment Plant SRF loan for \$137,669.
- c. Capital Projects will be transferred in for loan payments (FDOT and Sewer Lines loan) for \$14,187 and \$344,341.
- d. General Fund will transfer in \$240,000 for new payments to Lady Lake.

Personnel Costs Include:

- e. A full time service worker was removed from Water to balance the budget (-41.2k)
- f. A pay increase of 3% for all UT employees. The difference in total personnel cost with 3% raise versus no raise is \$12,945. Total decrease in personnel cost from last year is - \$43,347. This was due to personnel change over at lower wages and not funding a person.
- g. City's portion of the FRS Regular employees increased from 7.92% to 8.26%.
- h. Medical premiums have been decreased 8%.
- i. Dental premiums have a 0% increase.
- j. Workers Compensation has been calculated at 0% increase.

Highlighted Expenses include:

Water Dept. budget includes FDOT construction loan payment of \$14,187, 6 of 30 payments, interest free. Contractual services went down \$51,735 due to moving part of cost of Munis to the General Fund, \$42,000 is still in Water. Supplies increased \$52,716 over last year due to meter purchases. This was cut in half at the Manager's Review, the original increase was \$100,250. Meter purchases are required for new homes being constructed plus the supplies required to install them.

The Sewer Dept. budget has added \$240,000 for Lady Lake payment. System repairs has increased \$20,674 over last year's budget. There is an increase in debt payments of \$148,064 to BB&T Sewer loan.

There is \$496,196 in debt payments in the Utility fund. There is \$20,000 in contingency.

FY2019

DEPARTMENT

DESCRIPTION

AMOUNT

GENERAL FUND

OGG	NEW RADIOS	30,000	30,000
B&Z	OFFICE FOR BUILDING DIRECTOR	12,000	12,000
POLICE	2 COMPUTER SOFTWARES	2,000	
	2 NEW COMPUTERS	2,800	
	2 TASERS, 2 GLOCKS AND 2 SHOTGUNS	4,900	9,700
	DAMAGED EQUIPMENT	1,000	
	2 POLICE VEHICLES (PUBLIC SAFETY IMPACT FEES)	95,000	105,700
FIRE	RESTRICTED FOR NEW PORTABLE RADIOS	10,000	
	RESTRICTED FOR NEW ENGINE	10,000	20,000
STORMWATER	STORMWATER PROJECT/TOWN CTR (STWWTR FUND)	100,000	100,000
LIBRARY	BOOKS	40,000	
	AUDIO BOOKS	4,000	
	REPLACE OLD/USED/LOST/DAMAGED	1,000	
	E-BOOKS	2,500	
	CHILDRENS BOOKS	4,000	
	SPANISH AND ANIME BOOKS	500	
	REPLACE OLD/USED/LOST/DAMAGED CHILDRENS	1,000	
	OPENING DAY COLLECTIONS BOOKS	20,000	73,000
	DVDS	3,500	
	LIBRARY CONSTRUCTION	25,920	102,420
	NEW LIBRARY CONSTRUCTION - (COUNTY GRANT)	141,513	
	(STATE GRANT)	50,000	
	(STMWTR)	28,336	
	(PUBLIC SAFETY)	12,342	334,611
R&S	STREET SIGNS/TREE TRIMMING	16,600	
	RESTRICTED FOR ROAD RESURFACING	75,000	91,600

FY2019

DEPARTMENT

DESCRIPTION

AMOUNT

GENERAL FUND

POOL	SWIM FIT BIKES	3,000	
	PUMPS	2,500	
	STINAR AND POOL PUMPS	2,200	
	A/C UNIT FOR HEAT & COOL	5,500	13,200
PARKS	REPLACE SKATE PARK LIGHTS	2,500	
	GARDENIA PARK GRANT REC3	50,000	
	VOLLEYBALL RENOVATIONS	4,000	56,500
REC	FLOORING & LIGHTING NEW REC BLDG	20,000	
	RENOVATE REC BLDG INCLUDING KITCHEN	40,000	
	DESK	1,500	
	COMPUTERS	2,500	
	AEDS	2,500	66,500
GENERAL FUND TOTAL		\$830,111	

FY2019
CAPITAL IMPROVEMENTS AND EQUIPMENT

DEPARTMENT DESCRIPTION AMOUNT

REDEVELOPMENT

STREETS	ROAD RESURFACE/SIDWALKS	120,000
---------	-------------------------	---------

REDEVELOPMENT FUND TOTAL \$ 120,000

FY2019
CAPITAL IMPROVEMENTS AND EQUIPMENT

DEPARTMENT **DESCRIPTION** **AMOUNT**

CAPITAL PROJECTS

POLICE			
	POLICE VEHICLES (3) Yr 3 of 4	33,540	
	POLICE VEHICLES (3) Yr 2 of 4	33,540	67,080
FIRE			
	MSA AIR PACK REPLACEMENTS PAYMENT (4 of 5 Pmts)	31,300	
	RADIO REPLACEMENT	4,420	35,720
ROADS & STREETS			0
LIBRARY			
	FURNITURE NEW LIBRARY DESKS/CHAIRS/CABINETS	3,000	
	LIBRARY FURNITURE & SHELVING	230,000	
	VARI DESK	2,000	
	NEW LIB PRODUCTS (BIKE RACK, MSG CTR, BENCHES, MATTs, FLAG POLE, ROCKING CHAIRS, OUTDOOR WASTE RECEPTICALS)	5,000	
	OUTDOOR DROP BOX	5,000	
	HISTORICAL MARKER	1,900	
	HISTORICAL PLAQUE	1,000	
	REPLACE A/C	15,000	
	SENSOURCE 2D PEOPLE COUNTER	750	263,650
RECREATION			
	NEW VEHICLE	12,500	
	SOCCER FIELD	12,500	25,000
TX TO UTILITY (DEBT)	TX TO RESERVE	19,436	
	FDOT LOAN (5 OF 30 PMTS)	14,187	
	SEWER LOAN BB&T (6, 7 OF 20 PMTS)	344,341	377,964

CAPITAL PROJECTS FUND

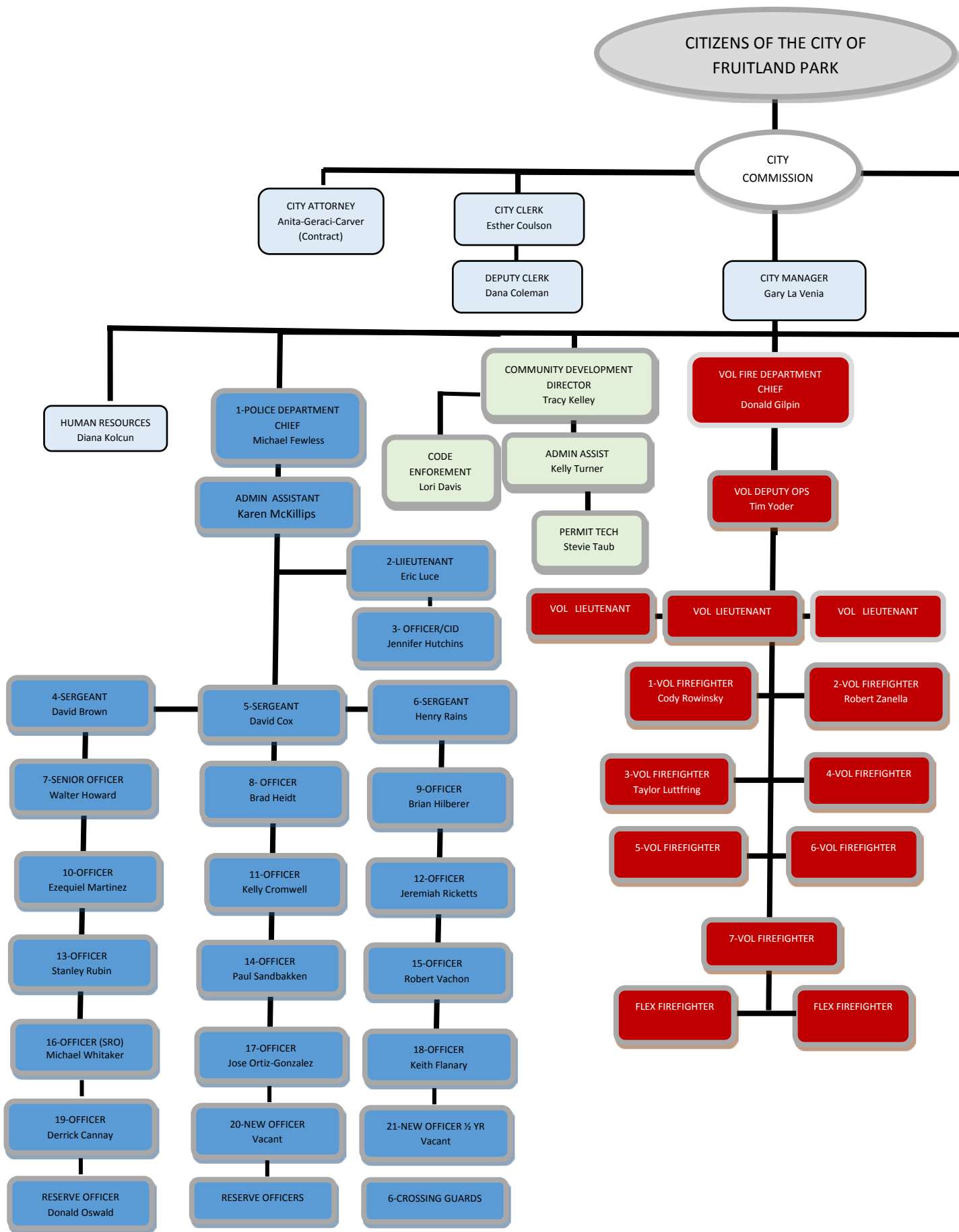
\$769,414

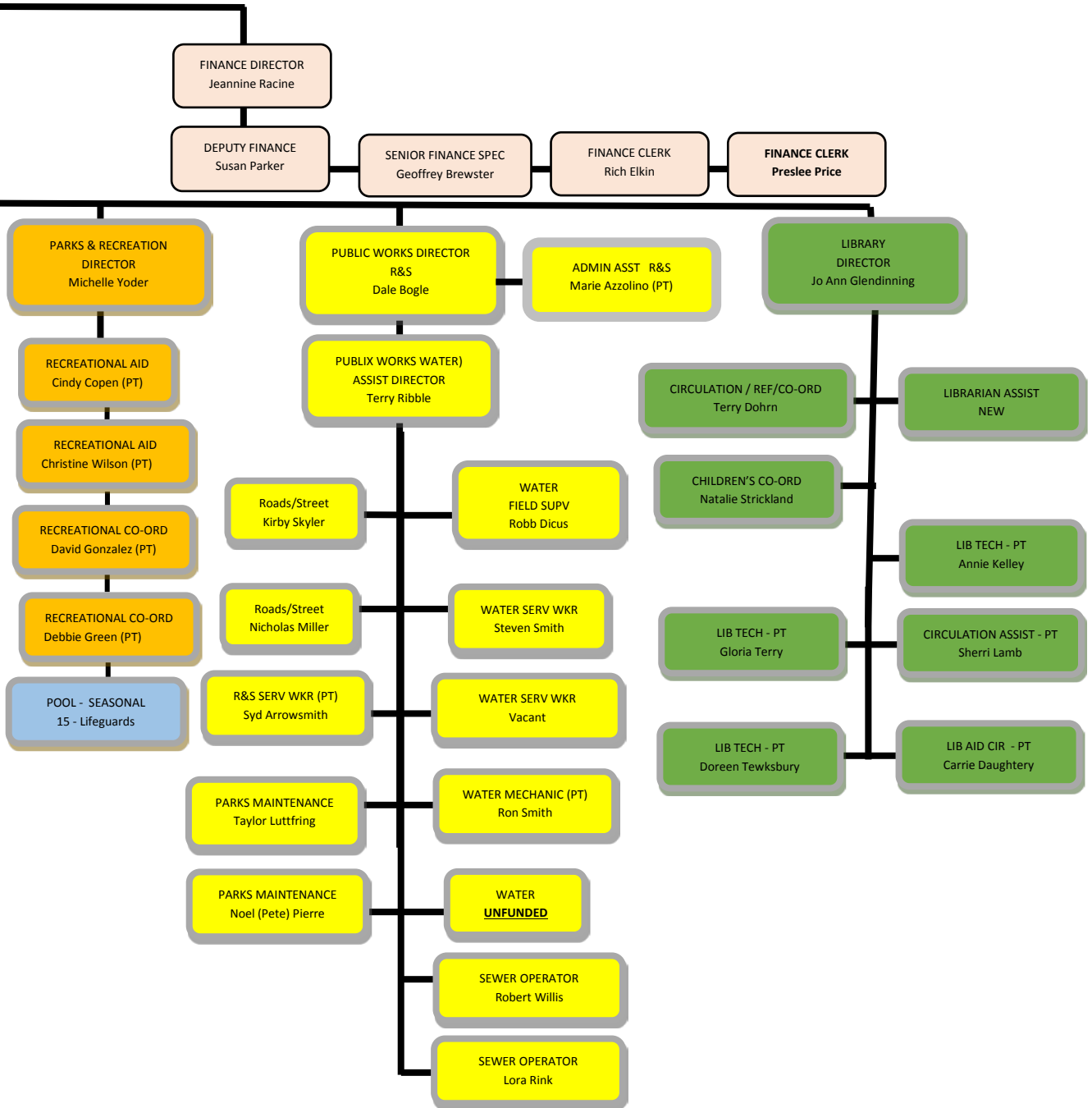
FY2019
CAPITAL IMPROVEMENTS AND EQUIPMENT

DEPARTMENT DESCRIPTION AMOUNT

UTILITY

WATER	FDOT LOAN (5 OF 30 PMTS) (<u>FM CIP FUND</u>)	14,187	
		<u>14,187</u>	14,187
SEWER	SEWER GRINDER PUMP UNITS (10)	25,000	
	PORTABLE GENERATOR FOR GPUs	2,500	
	GPU REPLACEMENT PUMPS (3)	4,500	
	INSTALL/MATLS GRINDER PUMPS	4,000	
	PORTABLE REFUELER TANK	4,000	40,000
	DEBT		
	SRF SEWER LOAN (24 & 25 OF 40 PMTS) (FM IMPACT FEES)	137,668	
	BB&T SEWER CONSTRUCTION LOAN (6 & 7 OF 20 PMTS)	344,341	482,009
	<u>(FM CIP FUND)</u>		
	CAPITAL UTILITIES FUND	\$536,196.00	
	FM CIP FUNDS	<u>\$358,528.00</u>	
		\$177,668.00	





CITY OF FRUITLAND PARK
POSITION SCHEDULE FY 2019

<u>Permanent (Full-time)</u>	<u>Position</u>	<u>2013</u>	<u>2014</u>	<u>2015</u>	<u>2016</u>	<u>2017</u>	<u>2018</u>	<u>2019</u>	<u>Addtl</u>
Executive	City Manager (1/2 Util)	1	1	1	1	1	1	1	
	City Clerk	1	1	1	1	1	1	1	
	Deputy City Clerk					0.5	1	1	
	Human Resources			1	1	1	1	1	
	Executive Staff Assistant				0.5	0	0	0	
Finance	Finance Director	1	1	1	1	1	1	1	
	Deputy Finance	1	1	1	1	1	1	1	
	Senior Finance Specialist				0.5	0.5	1	1	
	Utility Billing Clerk (Util)	2	2	2	2	2	2	2	
Other General Government	Service Worker/Custodian	1	1	1	1	1	1	0	-1
Law Enforcement	Police Chief	1	1	1	1	1	1	1	
	Lieutenant/Captain			2	1	2	1	1	
	Administrative Assistant				1	1	1	1	
	Sergeant			3	3	3	3	3	
Building & Zoning	Police Officers	9	11	7	7	10	13.25	15.5	1.5
	Building & Zoning Director	1	1	1	1	1	1	1	
	B&Z Admin	1	1	1	1	1	1	1	
	Permit Clerk			1	1	1	1	1	
Roads & Streets	Code Enforcement Officer						0.5	1	0.5
	Util)	1	1	1	1	1	1	1	
Library	Service Worker	1	1	1	1	1	2	2	
	Library Director	1	1	1	1	1	1	1	
Parks Maintenance	Circulation/Ref Coordinator	1	2	1	1	2	2	3	1
	Service Worker	2	2	2	2	2	2	2	
Recreation	Recreation Director	1	1	1	1	1	1	1	
Water Utility	1/2 Manager / 1/2 Director	1	1	1	1	1	1	1	
	Supv/Operator/Mechanic	3	3	3	3	3	3	3	
	Service Worker	1	1	1	2	2	3	2	-1
Sewer Utility	Service Worker				1	1	2	2	
Total Full Time Positions		31	34	36	39	44	50.8	52.5	1.75
Permanent Part-time/									
Seasonal/Volunteer	Position	2013	2014	2015	2016	2017	2018	2019	
Legislative	City Commission (PT)	5	5	5	5	5	5	5	
	Planning & Zoning Board (PT)	5	5	5	5	5	5	5	
Executive	Administrative Assistant (PT)	1	1	1	1	1	1	0	-1
Law Enforcement	School Crossing Guards (S)	4	4	4	5	5	6	6	
	Reserve Officers (PT)	5	5	2	2	2	2	2	
Fire Department	Fire Chief	1	1	1	1	1	1	1	
	Deputies					2	2	1	-1
	Captain/Lieutenants	3	3	3	3	4	4	3	-1
	Firefighters (V/PPT)	17	20	22	22	18	18	7	-11
Roads & Streets	Flex						2	2	
	Administrative Assistant (PT)						1	1	
Library	Svc Worker (PT)	1	1	1	1	1	1	1	
	Library Assistant (PT)	3	4	4	4	4	5	5	
Swimming Pool	Pool Manager						1	1	
	Head Guard (S)	2	2	2	2	2	2	2	
	Life Guard (S)	6	5	6	6	6	8	8	
Recreation	Recreation Aide (PT)	1	2	1	2	2	3	3	
Total Seasonal (S)/Volunteer (V)/Part-Time (PT) Positions		54	58	57	59	58	67	53	-14
Grand Total		85	92	93	98	102	118	106	-12

Sworn
21

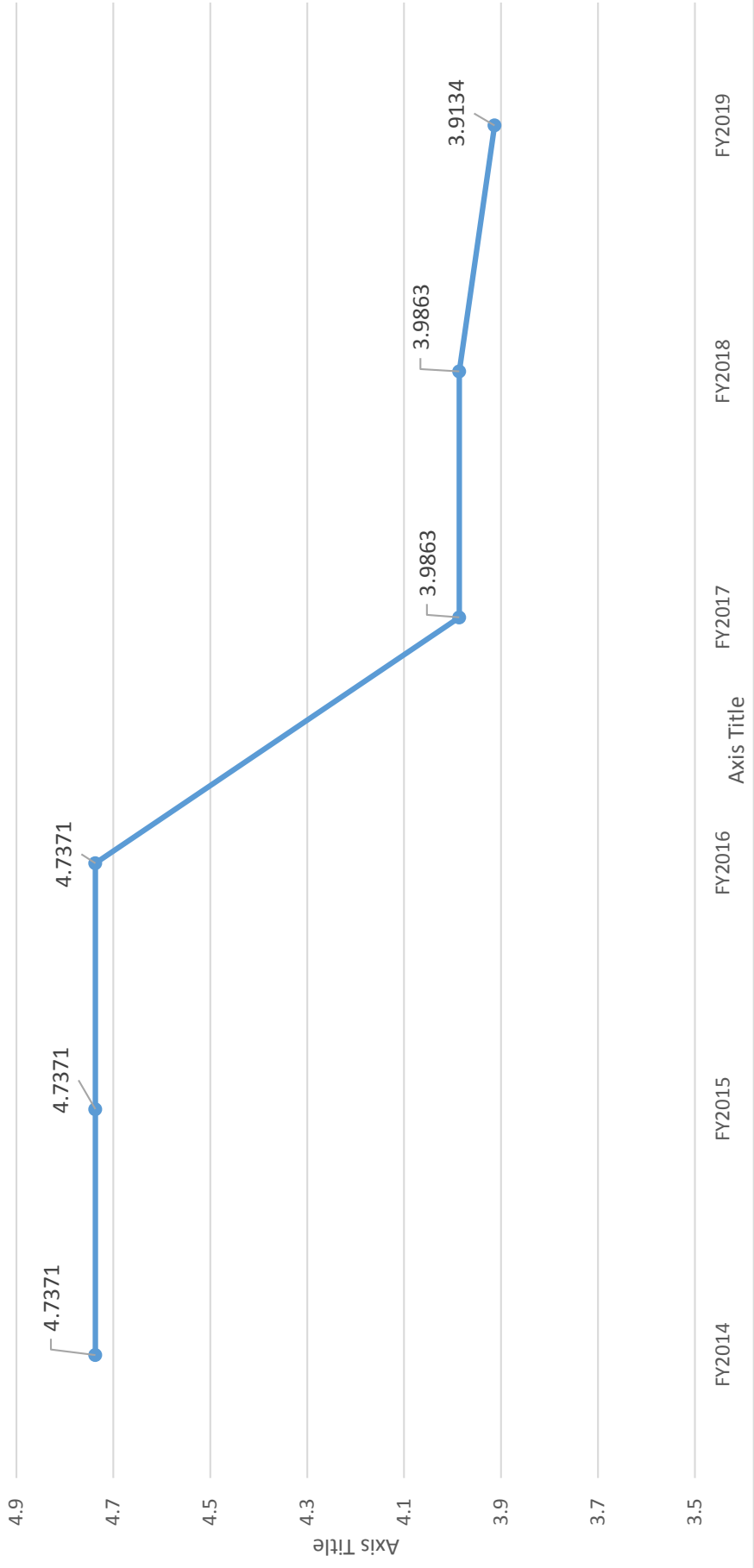
**CITY OF FRUITLAND PARK
FISCAL YEAR 2019 BUDGET**

The budget was prepared using a millage rate of
3.9134 (Roll Back Rate RBR)

**SUMMARY OF FUNDS
REVENUES AND EXPENSES**

	Revenues	Expenses
General Fund	\$ 7,756,429	\$ 7,756,429
Redevelopment Fund	\$ 330,665	\$ 330,665
Capital Projects Fund	\$ 769,414	\$ 769,414
Utility Fund	\$ 1,922,987	\$ 1,922,987
Fire Pension Fund	\$ 30,369	\$ 30,369
Recreation Fund	\$ 91,294	\$ 91,294
Total - All Funds	\$ 10,901,158	\$ 10,901,158

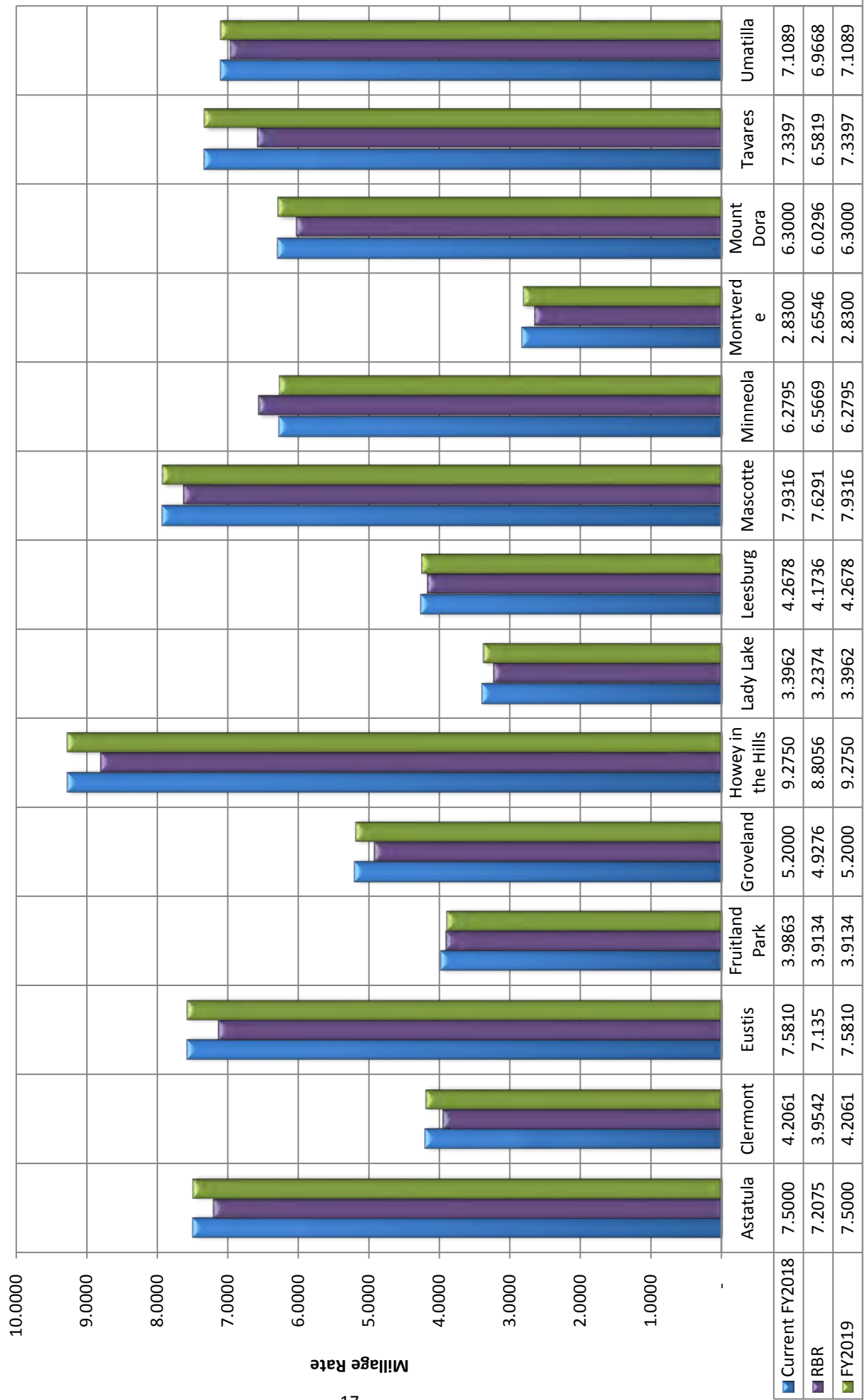
6 Year Millage Trend (FY2014 - FY2019)



CITY OF FRUITLAND PARK

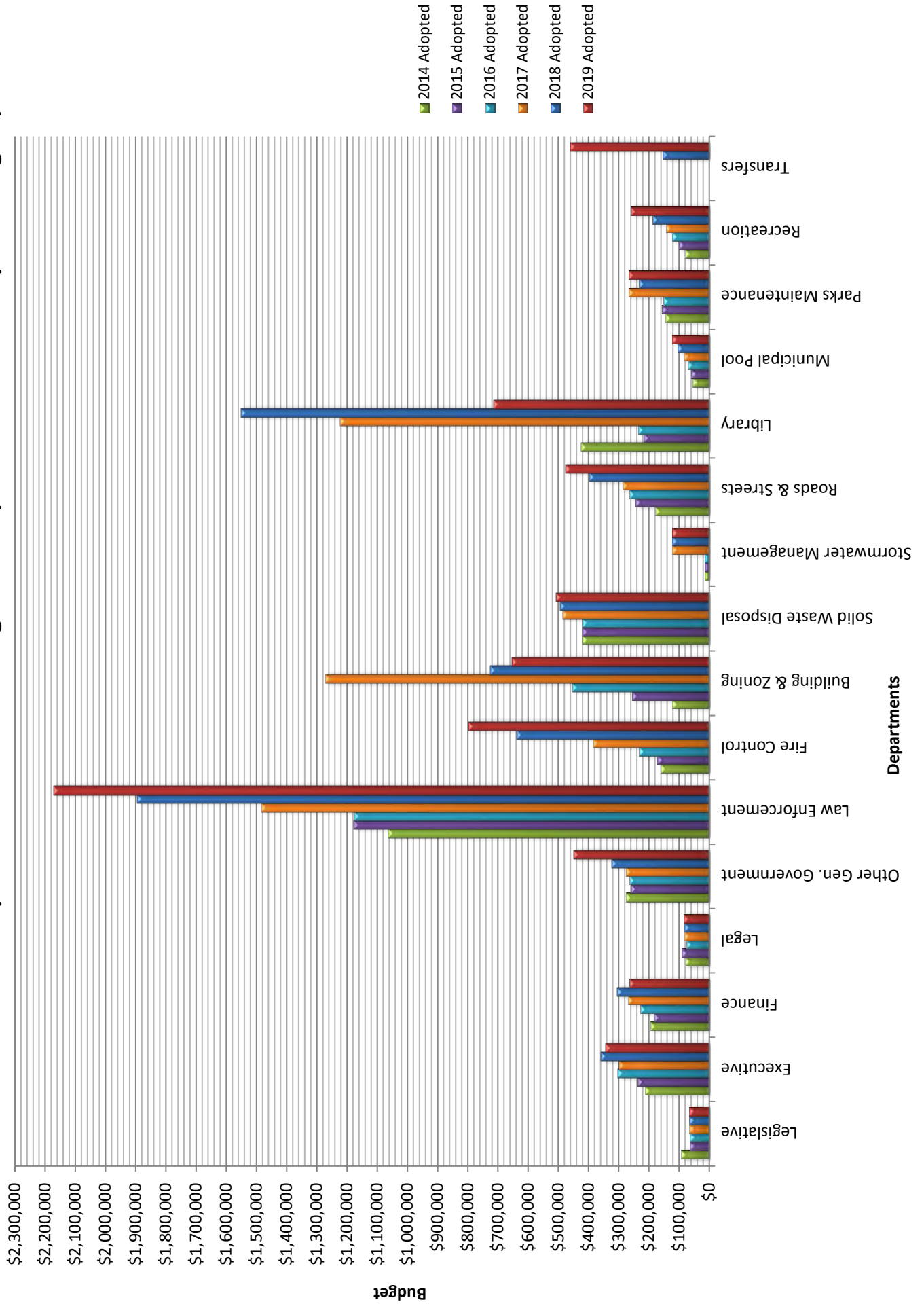
Lake County Municipal Millage Rates

2018 TAX/FY2019 Current, RBR, & Proposed



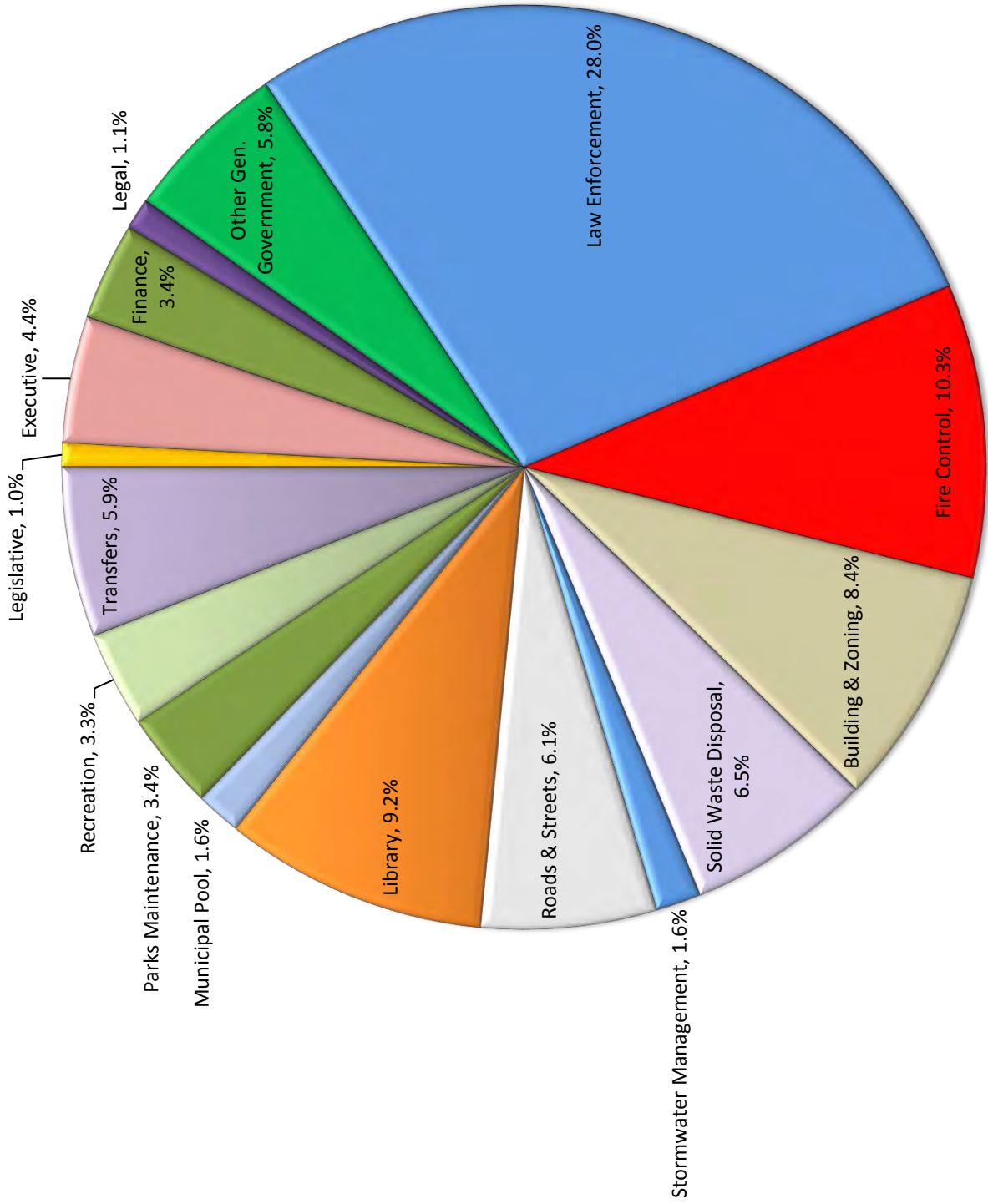
CITY OF FRUITLAND PARK

General Fund Departments - 6 Year Budget Trend (FY 2014 - 2019 Adopted Budgets)



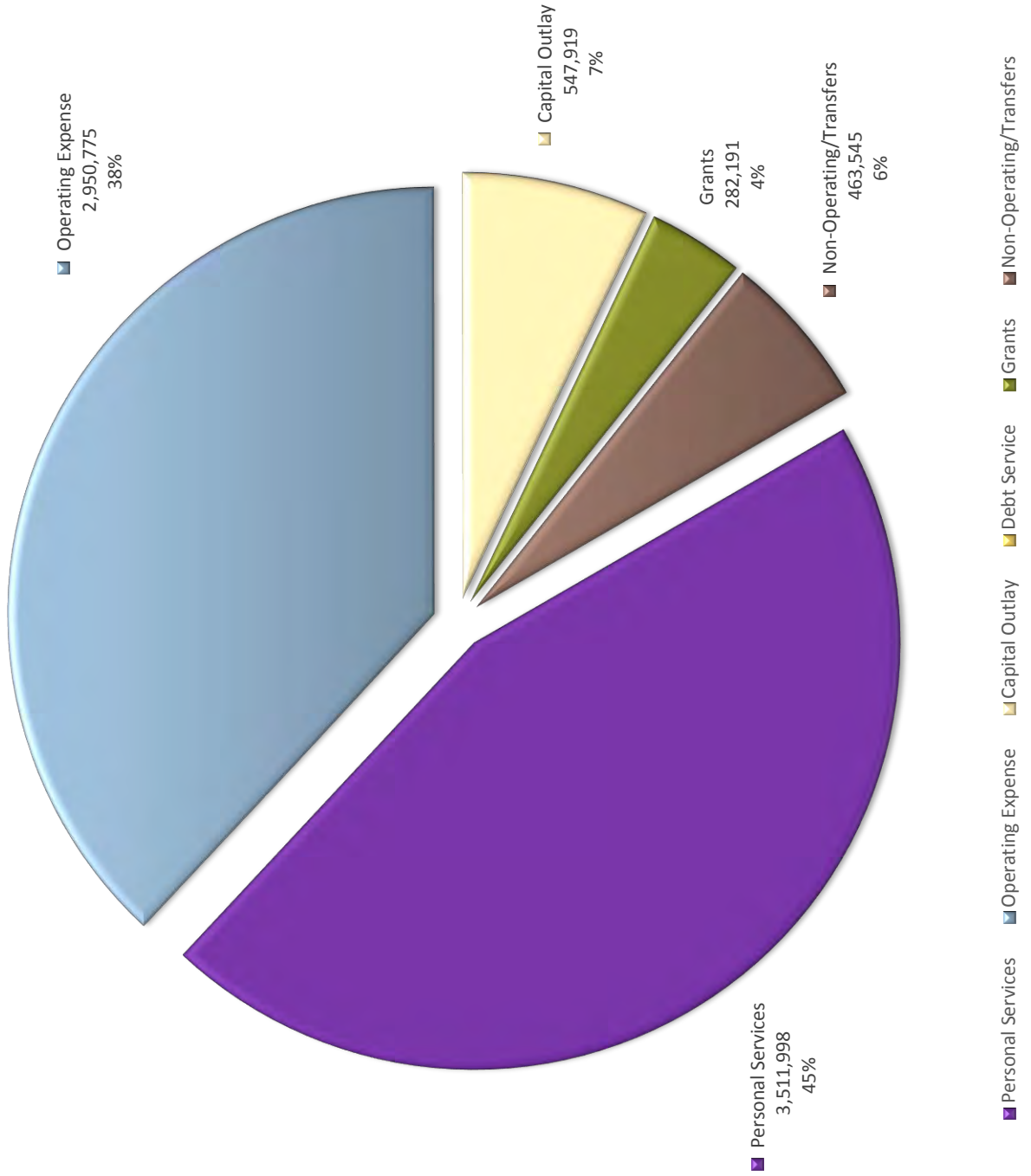
CITY OF FRUITLAND PARK

FY 2019 Adopted Department Budgets as % of General Fund



CITY OF FRUITLAND PARK

2019 General Fund - Expenditures by Category



PROJECTION: 2019 FY2019 BUDGET

REVENUES

FOR PERIOD 99

ACCOUNTS FOR:

GENERAL FUND	2017 ACTUAL	2018 ORIG BUD	2018 REVISED BUD	2018 ACTUAL	2018 PROJECTION	2019 ADOPTED	PCT CHANGE
TOTAL GENERAL FUND	-7,551,834.66	-7,635,331.00	-9,469,182.00	-7,336,797.30	-6,495,996.00	-7,756,429.16	-18.1%
TOTAL REDEVELOPMENT TRUST FU	-221,260.64	-410,313.00	-410,313.00	-240,204.63	-225,552.00	-330,665.24	-19.4%
TOTAL CAPITAL PROJECTS FUND	-411,394.23	-1,036,558.00	-897,438.00	-354,381.85	-398,638.00	-769,414.00	-14.3%
TOTAL UTILITY FUND	-1,928,356.22	-3,718,431.00	-3,582,761.00	-1,245,798.95	-3,619,092.00	-1,922,987.09	-46.3%
TOTAL FIRE PENSION FUND	-56,715.86	-36,312.00	-36,312.00	-41,013.58	-35,980.00	-30,369.00	-16.4%
TOTAL RECREATION FUND	-36,342.05	-82,166.00	-82,166.00	-40,865.90	-65,541.00	-91,294.00	11.1%
GRAND TOTAL	-10,205,903.66	-12,919,111.00	-14,478,172.00	-9,259,062.21	-10,840,799.00	-10,901,158.49	-24.7%

** END OF REPORT - Generated by Jeannine Racine **

09/24/2018 17:16
808jmich

CITY OF FRUITLAND PARK
NEXT YEAR / CURRENT YEAR BUDGET ANALYSIS

P 1
bgnyrpts

PROJECTION: 2019 FY2019 BUDGET

GENERAL FUND REVENUES

FOR PERIOD 99

ACCOUNTS FOR:

001 GENERAL FUND	2017 ACTUAL	2018 ORIG BUD	2018 REVISED BUD	2018 ACTUAL	2018 PROJECTION	2019 ADOPTED	PCT CHANGE
31 TAXES	-2,741,291.89	-3,248,057.00	-3,312,919.00	-3,385,063.36	-2,221,686.00	-4,072,606.00	22.9%
32 LICENSES & PERMITS	-2,304,029.13	-674,087.00	-501,087.00	-627,967.55	-1,283,737.00	-276,500.00	-44.8%
33 INTERGOVERN. REVENU	-616,208.31	-1,296,196.00	-1,998,237.00	-1,035,395.83	-1,497,745.85	-966,498.00	-51.6%
34 CHARGES FOR SERVICE	-705,605.20	-1,290,061.00	-1,303,061.00	-1,307,230.33	-716,933.00	-1,546,190.36	18.7%
35 FINES & FORFEITURES	-18,416.55	-17,774.00	-16,774.00	-18,498.90	-23,148.00	-16,508.00	-1.6%
36 MISC. REVENUE	-997,252.88	-789,441.00	-769,084.00	-592,435.33	-603,963.00	-243,671.00	-68.3%
38 NON REVENUES	-169,030.70	-319,715.00	-1,568,020.00	-370,206.00	-148,783.15	-634,455.80	-59.5%
TOTAL 001 GENERAL FUND	-7,551,834.66	-7,635,331.00	-9,469,182.00	-7,336,797.30	-6,495,996.00	-7,756,429.16	-18.1%

PROJECTION: 2019 FY2019 BUDGET

REDEVELOPMENT REVENUES

FOR PERIOD 99

ACCOUNTS FOR:

200 REDEVELOPMENT TRUST FUND	2017 ACTUAL	2018 ORIG BUD	2018 REVISED BUD	2018 ACTUAL	2018 PROJECTION	2019 ADOPTED	PCT CHANGE
33 INTERGOVERN. REVENU	-219,109.15	-237,272.54	-237,272.54	-237,351.00	-224,475.00	-329,391.24	38.8%
36 MISC. REVENUE	-2,151.49	-602.46	-602.46	-2,853.63	-1,077.00	-1,274.00	111.5%
38 NON REVENUES	.00	-172,438.00	-172,438.00	.00	.00	.00	-100.0%
TOTAL 200 REDEVELOPMENT TRUS	-221,260.64	-410,313.00	-410,313.00	-240,204.63	-225,552.00	-330,665.24	-19.4%

09/24/2018 17:16
808jmich

CITY OF FRUITLAND PARK
NEXT YEAR / CURRENT YEAR BUDGET ANALYSIS

P 3
bgnyrpts

PROJECTION: 2019		FY2019 BUDGET		CAPITAL REVENUES			FOR PERIOD 99	
ACCOUNTS FOR:								
300 CAPITAL PROJECTS FUND	2017 ACTUAL	2018 ORIG BUD	2018 REVISED BUD	2018 ACTUAL	2018 PROJECTION	2019 ADOPTED	PCT CHANGE	
31 TAXES	-404,630.04	-411,219.00	-411,219.00	-347,311.72	-396,432.00	-766,174.00	86.3%	
36 MISC. REVENUE	-6,764.19	-3,146.00	-3,146.00	-7,070.13	-2,206.00	-3,240.00	3.0%	
38 NON REVENUES	.00	-622,193.00	-483,073.00	.00	.00	.00	-100.0%	
TOTAL 300 CAPITAL PROJECTS F	-411,394.23	-1,036,558.00	-897,438.00	-354,381.85	-398,638.00	-769,414.00	-14.3%	

PROJECTION: 2019 FY2019 BUDGET

UTILITY REVENUES

FOR PERIOD 99

ACCOUNTS FOR:

400 UTILITY FUND	2017 ACTUAL	2018 ORIG BUD	2018 REVISED BUD	2018 ACTUAL	2018 PROJECTION	2019 ADOPTED	PCT CHANGE
33 INTERGOVERN. REVENU	-250,000.00	-500,000.00	-500,000.00	.00	-250,000.00	.00	-100.0%
34 CHARGES FOR SERVICE	-910,382.76	-803,386.00	-867,386.00	-916,750.25	-775,913.00	-955,761.00	10.2%
36 MISC. REVENUE	-241,546.57	-136,427.00	-74,427.00	-113,558.58	-107,758.00	-108,741.00	46.1%
38 NON REVENUES	-526,426.89	-2,278,618.00	-2,140,948.00	-215,490.12	-2,485,421.00	-858,485.09	-59.9%
TOTAL 400 UTILITY FUND	-1,928,356.22	-3,718,431.00	-3,582,761.00	-1,245,798.95	-3,619,092.00	-1,922,987.09	-46.3%

09/24/2018 17:16
808jmich

CITY OF FRUITLAND PARK
NEXT YEAR / CURRENT YEAR BUDGET ANALYSIS

P 5
bgnyrpts

PROJECTION: 2019 FY2019 BUDGET

RECREATION REVENUES

FOR PERIOD 99

ACCOUNTS FOR:

600 FIRE PENSION FUND	2017 ACTUAL	2018 ORIG BUD	2018 REVISED BUD	2018 ACTUAL	2018 PROJECTION	2019 ADOPTED	PCT CHANGE
36 MISC. REVENUE	-37,497.16	-10,520.00	-10,520.00	-25,434.48	-10,520.00	-10,520.00	.0%
38 NON REVENUES	-19,218.70	-25,792.00	-25,792.00	-15,579.10	-25,460.00	-19,849.00	-23.0%
TOTAL 600 FIRE PENSION FUND	-56,715.86	-36,312.00	-36,312.00	-41,013.58	-35,980.00	-30,369.00	-16.4%

09/24/2018 17:16
808jmich

CITY OF FRUITLAND PARK
NEXT YEAR / CURRENT YEAR BUDGET ANALYSIS

P 6
bgnyrpts

PROJECTION: 2019 FY2019 BUDGET

FF PENSION REVENUES

FOR PERIOD 99

ACCOUNTS FOR:

620 RECREATION FUND	2017 ACTUAL	2018 ORIG BUD	2018 REVISED BUD	2018 ACTUAL	2018 PROJECTION	2019 ADOPTED	PCT CHANGE
34 CHARGES FOR SERVICE	-35,637.50	-81,925.00	-81,925.00	-40,846.90	-65,300.00	-89,800.00	9.6%
36 MISC. REVENUE	-704.55	-241.00	-241.00	-19.00	-241.00	-1,494.00	519.9%
TOTAL 620 RECREATION FUND	-36,342.05	-82,166.00	-82,166.00	-40,865.90	-65,541.00	-91,294.00	11.1%
GRAND TOTAL	-10,205,903.66	-12,919,111.00	-14,478,172.00	-9,259,062.21	-10,840,799.00	-10,901,158.49	-24.7%

** END OF REPORT - Generated by Jeannine Racine **

09/24/2018 17:13
808jmich

CITY OF FRUITLAND PARK
NEXT YEAR / CURRENT YEAR BUDGET ANALYSIS

|P 1
|bgnyrpts

PROJECTION: 2019 FY2019 BUDGET

EXPENSES

FOR PERIOD 99

ACCOUNTS FOR:

GENERAL FUND	2017 ACTUAL	2018 ORIG BUD	2018 REVISED BUD	2018 ACTUAL	2018 PROJECTION	2019 ADOPTED	PCT CHANGE
TOTAL GENERAL FUND	5,514,590.21	7,635,331.00	9,469,182.00	7,735,511.94	5,880,126.91	7,756,429.00	-18.1%
TOTAL REDEVELOPMENT TRUST FU	310,118.89	410,313.00	410,313.00	229,906.68	170,659.20	330,665.30	-19.4%
TOTAL CAPITAL PROJECTS FUND	626,343.57	1,036,558.00	897,438.00	876,905.56	417,067.00	769,413.88	-14.3%
TOTAL UTILITY FUND	1,266,712.86	3,718,431.00	3,582,761.00	3,637,216.26	2,416,244.00	1,922,987.09	-46.3%
TOTAL FIRE PENSION FUND	4,394.27	36,312.00	36,312.00	1,273.35	35,260.00	30,369.00	-16.4%
TOTAL RECREATION FUND	39,329.66	82,166.00	82,166.00	48,388.22	68,005.00	91,294.00	11.1%
GRAND TOTAL	7,761,489.46	12,919,111.00	14,478,172.00	12,529,202.01	8,987,362.11	10,901,158.27	-24.7%

** END OF REPORT - Generated by Jeannine Racine **

PROJECTION: 2019 FY2019 BUDGET

GENERAL FUND EXPENSES

FOR PERIOD 99

ACCOUNTS FOR:

001 GENERAL FUND	2017 ACTUAL	2018 ORIG BUD	2018 REVISED BUD	2018 ACTUAL	2018 PROJECTION	2019 ADOPTED	PCT CHANGE
01511 LEGISLATIVE	50,428.22	66,639.20	64,810.20	55,742.64	66,160.00	66,737.00	3.0%
01512 EXECUTIVE	278,693.38	358,039.75	348,152.75	326,905.16	298,383.29	343,611.94	-1.3%
01513 FINANCE DEPARTME	181,200.31	304,988.12	297,948.12	244,410.28	226,354.21	264,082.33	-11.4%
01514 LEGAL COUNSEL	75,230.34	82,400.00	125,209.00	126,246.33	82,400.00	84,400.00	-32.6%
01519 OTHER GEN GOVT S	284,342.60	323,286.84	314,690.84	285,141.60	294,951.97	449,210.11	42.7%
01521 LAW ENFORCEMENT	1,407,061.45	1,895,438.17	1,860,223.17	1,761,728.30	885,080.34	2,171,992.17	16.8%
01522 FIRE CONTROL	368,906.51	637,014.69	723,996.69	666,828.52	361,013.07	797,733.27	10.2%
01524 BUILDING & ZONIN	1,328,508.90	724,569.71	744,167.71	607,748.14	1,259,635.72	652,367.62	-12.3%
01534 SOLID WASTE	492,722.73	492,600.00	479,503.00	456,730.20	485,400.00	506,888.00	5.7%
01538 STORMWATER MANAG	8,050.00	122,475.00	119,219.00	7,500.00	22,475.00	122,775.00	3.0%
01541 ROAD & STREET FA	281,695.51	397,769.30	759,547.30	621,296.79	287,010.64	474,623.50	-37.5%
01571 LIBRARY	414,447.33	1,551,383.16	2,790,196.16	1,946,617.67	1,222,957.85	714,575.50	-74.4%
01572 MUNICIPAL POOL	65,129.91	104,417.00	100,321.00	61,617.24	65,116.00	121,375.00	21.0%
01573 PARKS/RECREATION	147,441.85	233,942.24	330,261.24	307,641.86	167,922.64	266,334.00	-19.4%
01574 RECREATION	130,731.17	186,728.43	284,526.43	259,357.21	155,266.18	259,723.56	-8.7%
01581 INTERFUND TRANSF	.00	153,639.39	126,409.39	.00	.00	460,000.00	263.9%
TOTAL 001 GENERAL FUND	5,514,590.21	7,635,331.00	9,469,182.00	7,735,511.94	5,880,126.91	7,756,429.00	-18.1%

09/24/2018 17:36
808jmich

CITY OF FRUITLAND PARK
NEXT YEAR / CURRENT YEAR BUDGET ANALYSIS

P 1
|bgnyrpts

PROJECTION: 2019 FY2019 BUDGET

GENERAL FUND EXPENSES BY CATEGORY

FOR PERIOD 99

ACCOUNTS FOR:

GENERAL FUND	2017 ACTUAL	2018 ORIG BUD	2018 REVISED BUD	2018 ACTUAL	2018 PROJECTION	2019 ADOPTED	PCT CHANGE
PERSONAL SERVICES	2,391,911.05	3,272,928.23	3,167,580.23	2,915,895.42	1,948,249.50	3,511,997.92	10.9%
OPERATING EXPENSES	2,912,143.46	2,544,124.98	3,101,300.98	2,772,706.67	2,860,955.80	2,950,775.23	-4.9%
CAPITAL OUTLAY	210,535.70	1,614,138.40	3,023,391.40	2,046,869.85	1,007,751.85	830,110.50	-72.5%
NON-OPERATING	.00	204,139.39	176,909.39	40.00	63,169.76	463,545.35	162.0%
TOTAL GENERAL FUND	5,514,590.21	7,635,331.00	9,469,182.00	7,735,511.94	5,880,126.91	7,756,429.00	-18.1%
GRAND TOTAL	5,514,590.21	7,635,331.00	9,469,182.00	7,735,511.94	5,880,126.91	7,756,429.00	-18.1%

** END OF REPORT - Generated by Jeannine Racine **

PROJECTION: 2019 FY2019 BUDGET

REDEVELOPMENT EXPENSES

FOR PERIOD 99

ACCOUNTS FOR:

200 REDEVELOPMENT TRUST FUND	2017 ACTUAL	2018 ORIG BUD	2018 REVISED BUD	2018 ACTUAL	2018 PROJECTION	2019 ADOPTED	PCT CHANGE
20511 COMMUNITY REDEVE	265,060.09	372,842.00	372,842.00	192,435.68	134,570.00	291,871.00	-21.7%
20581 INTERFUND TRANSF	45,058.80	37,471.00	37,471.00	37,471.00	36,089.20	38,794.30	3.5%
TOTAL 200 REDEVELOPMENT TRUS	310,118.89	410,313.00	410,313.00	229,906.68	170,659.20	330,665.30	-19.4%

09/24/2018 17:14
808jmich

CITY OF FRUITLAND PARK
NEXT YEAR / CURRENT YEAR BUDGET ANALYSIS

|P 3
|bgnyrpts

PROJECTION: 2019 FY2019 BUDGET

CAPITAL EXPENSES

FOR PERIOD 99

ACCOUNTS FOR:

300 CAPITAL PROJECTS FUND	2017 ACTUAL	2018 ORIG BUD	2018 REVISED BUD	2018 ACTUAL	2018 PROJECTION	2019 ADOPTED	PCT CHANGE
30521 LAW ENFORCEMENT	260,603.66	67,080.00	67,080.00	67,080.00	67,080.00	67,080.00	.0%
30522 FIRE DEPT CAPITA	31,299.04	126,300.00	126,300.00	59,119.04	.00	35,720.00	-71.7%
30541 ROAD & ST CAPITA	196,703.56	460,000.00	62,000.00	51,399.80	50,000.00	.00	-100.0%
30571 LIBRARY CAPITAL	57,600.00	17,695.00	17,695.00	23,848.50	19,300.00	263,650.00	1390.0%
30572 RECREATION CAP P	7,701.02	150,000.00	150,000.00	201,096.50	150,000.00	25,000.00	-83.3%
30581 INTERFUND TRANSF	72,436.29	215,483.00	474,363.00	474,361.72	130,687.00	377,963.88	-20.3%
TOTAL 300 CAPITAL PROJECTS F	626,343.57	1,036,558.00	897,438.00	876,905.56	417,067.00	769,413.88	-14.3%

PROJECTION: 2019 FY2019 BUDGET

UTILITY EXPENSES

FOR PERIOD 99

ACCOUNTS FOR:

400 UTILITY FUND	2017 ACTUAL	2018 ORIG BUD	2018 REVISED BUD	2018 ACTUAL	2018 PROJECTION	2019 ADOPTED	PCT CHANGE
40533 WATER UTILITY SE	820,293.69	1,002,365.33	1,009,122.33	677,878.02	722,097.92	907,684.76	-10.1%
40535 SEWER UTILITY SE	326,419.17	2,656,065.67	2,513,638.67	2,904,338.24	1,694,146.08	1,015,302.33	-59.6%
40581 INTERFUND TRANSF	120,000.00	60,000.00	60,000.00	55,000.00	.00	.00	-100.0%
TOTAL 400 UTILITY FUND	1,266,712.86	3,718,431.00	3,582,761.00	3,637,216.26	2,416,244.00	1,922,987.09	-46.3%

09/24/2018 17:14
808jmich

CITY OF FRUITLAND PARK
NEXT YEAR / CURRENT YEAR BUDGET ANALYSIS

P 6
|bgnyrpts

PROJECTION: 2019 FY2019 BUDGET

RECREATION EXPENSES

FOR PERIOD 99

ACCOUNTS FOR:

620 RECREATION FUND	2017 ACTUAL	2018 ORIG BUD	2018 REVISED BUD	2018 ACTUAL	2018 PROJECTION	2019 ADOPTED	PCT CHANGE
62579 RECREATION FUND	39,329.66	82,166.00	82,166.00	48,388.22	68,005.00	91,294.00	11.1%
TOTAL 620 RECREATION FUND	39,329.66	82,166.00	82,166.00	48,388.22	68,005.00	91,294.00	11.1%
GRAND TOTAL	7,761,489.46	12,919,111.00	14,478,172.00	12,529,202.01	8,987,362.11	10,901,158.27	-24.7%

** END OF REPORT - Generated by Jeannine Racine **

09/24/2018 17:14
808jmich

CITY OF FRUITLAND PARK
NEXT YEAR / CURRENT YEAR BUDGET ANALYSIS

P 5
bgnyrpts

PROJECTION: 2019 FY2019 BUDGET

FF PENSION EXPENSES

FOR PERIOD 99

ACCOUNTS FOR:

600 FIRE PENSION FUND	2017 ACTUAL	2018 ORIG BUD	2018 REVISED BUD	2018 ACTUAL	2018 PROJECTION	2019 ADOPTED	PCT CHANGE
60522 FIRE PENSION TRU	4,394.27	36,312.00	36,312.00	1,273.35	35,260.00	30,369.00	-16.4%
TOTAL 600 FIRE PENSION FUND	4,394.27	36,312.00	36,312.00	1,273.35	35,260.00	30,369.00	-16.4%

PROJECTION: 2019 FY2019 BUDGET

FOR PERIOD 99

ACCOUNTS FOR:

001 GENERAL FUND	2017 ACTUAL	2018 ORIG BUD	2018 REVISED BUD	2018 ACTUAL	2018 PROJECTION	2019 ADOPTED	PCT CHANGE
<u>01001 GENERAL FUND REVENUES</u>							
<u>31 TAXES</u>							
31110 AD VALOREM TAXES	-1,153,923.08	-1,864,073.00	-1,864,073.00	-1,884,106.80	-1,148,838.00	-2,536,155.00	36.1%
31120 DELINQUENT AD VA	-2,596.97	-838.00	-838.00	-618.39	-1,322.00	-1,235.00	47.4%
31230 LOCAL OPTION FUE	-95,174.55	-90,050.00	-90,050.00	-74,634.72	-85,236.00	-94,685.00	5.1%
31251 FIRE INS PREM TA	-14,048.54	-16,900.00	-16,900.00	-13,359.20	-16,901.00	-15,435.00	-8.7%
31310 ELECTRIC FRANCHI	-483,902.61	-410,169.00	-417,031.00	-429,838.24	-311,716.00	-410,793.00	-1.5%
31340 GAS FRANCHISE FE	-17,863.70	-19,368.00	-19,368.00	-16,311.55	-19,091.00	-17,677.00	-8.7%
31390 GARBAGE FRANCHIS	-83,805.31	-72,000.00	-72,000.00	-89,998.93	-55,789.00	-102,000.00	41.7%
31410 ELECTRIC UTILITY	-510,397.16	-482,832.00	-482,832.00	-480,580.07	-316,565.00	-540,000.00	11.8%
31421 COMMUNICATIONS S	-231,556.52	-210,238.00	-200,238.00	-189,832.09	-185,548.00	-190,450.00	-4.9%
31430 WATER UTILITY TA	-127,841.01	-61,440.00	-129,440.00	-187,175.22	-59,202.00	-143,992.00	11.2%
31440 GAS UTILITY TAX	-19,538.77	-20,149.00	-20,149.00	-17,876.61	-21,478.00	-20,184.00	.2%
31480 PROPANE UTILITY	-643.67	.00	.00	-731.54	.00	.00	.0%
31 TAXES	-2,741,291.89	-3,248,057.00	-3,312,919.00	-3,385,063.36	-2,221,686.00	-4,072,606.00	22.9%
<u>32 LICENSES & PERMITS</u>							
32100 CITY BUSINESS RE	2,273.43	-23,157.00	-23,157.00	-21,739.37	-22,442.00	-21,211.00	-8.4%
32110 DEL CITY OCCUPAT	-27.72	-41.00	-41.00	-38.28	-177.00	-68.00	65.9%
32200 BUILDING PERMIT	-2,266,417.84	-639,000.00	-471,000.00	-556,765.04	-1,250,018.00	-250,000.00	-46.9%
32201 BUILDING PERMIT	-39,497.00	-11,669.00	-6,669.00	-48,961.88	-10,923.00	-5,000.00	-25.0%
32305 CLEARING/TREE RE	.00	.00	.00	-948.88	.00	.00	.0%
32902 CEMETERY PERMITS	-360.00	-220.00	-220.00	-45.00	-177.00	-221.00	.5%
32 LICENSES & PERMITS	-2,304,029.13	-674,087.00	-501,087.00	-628,498.45	-1,283,737.00	-276,500.00	-44.8%
<u>33 INTERGOVERN. REVENUE</u>							

PROJECTION: 2019 FY2019 BUDGET

FOR PERIOD 99

ACCOUNTS FOR:

001 GENERAL FUND	2017 ACTUAL	2018 ORIG BUD	2018 REVISED BUD	2018 ACTUAL	2018 PROJECTION	2019 ADOPTED	PCT CHANGE
33439 GRANT-FLORIDA FO	.00	.00	-2,511.00	-2,511.00	.00	.00	-100.0%
33475 GARDENIA PARK GR	.00	.00	-100,000.00	.00	-100,000.00	-50,000.00	-50.0%
33512 STATE REVENUE SH	-135,260.44	-124,585.00	-124,585.00	-143,657.99	-121,535.00	-200,962.00	61.3%
33514 MOBILE HOME LICE	-12,078.94	-11,617.00	-11,617.00	-11,708.28	-11,268.00	-11,930.00	2.7%
33515 ALCOHOLIC BEV LI	-2,464.67	-1,863.00	-1,863.00	-2,391.27	-1,502.00	-2,155.00	15.7%
33518 LOCAL GOVT 1/2C	-252,116.96	-250,633.00	-250,633.00	-223,411.98	-220,041.00	-445,000.00	77.6%
33770 COUNTY LIBRARY A	-65,611.00	-72,123.00	-72,123.00	-72,112.00	-65,611.00	-75,656.00	4.9%
33773 LAKE CO SOCCER F	.00	.00	-100,000.00	-50,000.00	.00	.00	-100.0%
33776 LAKE COUNTY LIBR	-111,386.23	-793,139.00	-1,295,169.00	-489,164.67	-941,851.85	-141,513.00	-89.1%
33820 COUNTY BUSINESS	-3,289.44	-5,483.00	-2,983.00	-5,792.16	-3,965.00	-3,282.00	10.0%
33830 COUNTY ONE CENT	-34,000.63	-36,753.00	-36,753.00	-34,646.48	-31,972.00	-36,000.00	-2.0%
33 INTERGOVERN. REVENU	-616,208.31	-1,296,196.00	-1,998,237.00	-1,035,395.83	-1,497,745.85	-966,498.00	-51.6%
<hr/>							
34 CHARGES FOR SERVICES							
33548 FDOT TRAFFIC SIG	-6,262.00	-6,080.00	-6,080.00	-6,432.00	-6,080.00	-6,258.00	2.9%
34120 ZONING FEES	-30,450.00	-13,000.00	-13,000.00	-9,205.00	-23,000.00	-6,000.00	-53.8%
34122 ANNEXATION FEES	.00	-267.00	-267.00	-200.00	-267.00	-200.00	-25.1%
34125 COMPREHENSIVE PL	.00	-367.00	-367.00	.00	-367.00	-300.00	-18.3%
34127 PUD REVIEW	.00	.00	.00	-300.00	.00	.00	.0%
34130 LAND DEVPMT PRO	.00	.00	.00	-1,250.00	.00	.00	.0%
34131 SITE (PROPERTY)	-39.00	-1,280.00	-1,280.00	-2,400.00	-1,280.00	-500.00	-60.9%
34132 PLAN (STRUCTURE)	-6,681.57	-8,163.00	-8,163.00	-8,092.03	-7,880.00	-8,032.00	-1.6%
34140 COPYING / CERTIF	-1,283.15	-1,743.00	-1,743.00	-1,878.70	-2,017.00	-1,552.00	-11.0%

PROJECTION: 2019 FY2019 BUDGET

FOR PERIOD 99

ACCOUNTS FOR:

001 GENERAL FUND	2017 ACTUAL	2018 ORIG BUD	2018 REVISED BUD	2018 ACTUAL	2018 PROJECTION	2019 ADOPTED	PCT CHANGE
34220 FIRE INSPECTION	618.89	-8,241.00	-8,241.00	-7,774.28	-8,127.00	-7,500.00	-9.0%
34222 FIRE ASSESSMENT	.00	-606,900.00	-404,757.00	-424,680.06	.00	-479,722.00	18.5%
34223 FIRE ASSESSMENT	.00	.00	-205,143.00	-211,264.92	.00	-332,601.36	62.1%
34290 SCHOOL PUBLIC SA	.00	.00	.00	.00	.00	-40,000.00	.0%
34335 OTHER REVENUES	-30,350.00	-18,644.00	-28,644.00	-29,963.14	-48,202.00	-15,000.00	-47.6%
34340 SOLID WASTE COLL	-209,962.47	-216,000.00	-216,000.00	-197,869.98	-216,000.00	-219,581.00	1.7%
34341 SOLID WASTE DISP	-196,502.21	-192,000.00	-192,000.00	-178,672.27	-186,000.00	-197,944.00	3.1%
34342 YARDWASTE COLLEC	-31,251.46	-31,200.00	-31,200.00	-30,439.94	-31,200.00	-32,376.00	3.8%
34343 YARDWASTE DISPOS	-11,566.07	-11,400.00	-11,400.00	-11,072.14	-11,400.00	-12,056.00	5.8%
34344 RECYCLE	-41,737.97	-42,000.00	-42,000.00	-40,762.45	-40,800.00	-44,931.00	7.0%
34345 ADMIN FEE-GARBAG	-56,409.28	-55,200.00	-55,200.00	-54,087.09	-55,200.00	-58,423.00	5.8%
34346 ADM. FEE-IMPACT	-6,100.00	-3,440.00	-3,440.00	-5,900.00	-874.00	-5,086.00	47.8%
34391 STORMWATER FEE	-46,528.00	-45,600.00	-45,600.00	-48,044.00	-45,600.00	-46,704.00	2.4%
34393 REG ABANDONED PR	-4,500.00	-5,841.00	-5,841.00	-3,750.00	-13,361.00	-4,250.00	-27.2%
34712 LIBRARY FEE OUT/	-360.00	-125.00	-125.00	-450.00	-87.00	-347.00	177.6%
34715 HOME TOWN CHRIST	-580.00	.00	.00	-20.00	.00	.00	.0%
34717 FP DAY PROCEEDS	-2,127.45	-1,828.00	-1,828.00	-2,182.00	-925.00	-2,141.00	17.1%
34718 FRUITLAND PARK D	-260.00	.00	.00	-20.00	.00	-90.00	.0%
34719 CONCESSIONS	-3,070.89	-2,326.00	-2,326.00	-2,955.17	-2,168.00	-3,400.00	46.2%
34720 POOL FEES	-9,865.52	-8,929.00	-8,929.00	-14,255.66	-8,298.00	-9,734.00	9.0%
34721 RECREATION FEES	-14.00	-5.00	-5.00	-134.50	-631.00	.00	-100.0%
34725 POOL SWIM PROG/L	-4,937.00	-4,847.00	-4,847.00	-6,565.00	-4,403.00	-5,160.00	6.5%

PROJECTION: 2019 FY2019 BUDGET

FOR PERIOD 99

ACCOUNTS FOR:

001 GENERAL FUND	2017 ACTUAL	2018 ORIG BUD	2018 REVISED BUD	2018 ACTUAL	2018 PROJECTION	2019 ADOPTED	PCT CHANGE
34755 RENT RECREATION	-1,390.00	-1,099.00	-1,099.00	-1,240.00	.00	-1,484.00	35.0%
34900 LIEN SEARCH FEE	-3,996.05	-3,536.00	-3,536.00	-5,620.00	-2,766.00	-4,818.00	36.3%
34 CHARGES FOR SERVICE	-705,605.20	-1,290,061.00	-1,303,061.00	-1,307,480.33	-716,933.00	-1,546,190.36	18.7%
<hr/>							
35 FINES & FORFEITURES							
35110 TRAFFIC COURT FI	-13,926.78	-13,065.00	-13,065.00	-14,180.66	-15,597.00	-12,403.00	-5.1%
35130 POLICE EDUCATION	-1,489.78	-1,393.00	-1,393.00	-2,034.50	-3,230.00	-1,593.00	14.4%
35200 LIBRARY FINES	-2,447.76	-2,267.00	-2,267.00	-2,227.74	-2,673.00	-2,400.00	5.9%
35900 FINES & FORFEITU	-502.23	-1,049.00	-49.00	-56.00	-1,648.00	-112.00	128.6%
35910 DRUG FORFEITURES	-50.00	.00	.00	.00	.00	.00	.0%
35 FINES & FORFEITURES	-18,416.55	-17,774.00	-16,774.00	-18,498.90	-23,148.00	-16,508.00	-1.6%
<hr/>							
36 MISC. REVENUE							
36120 INTEREST EARNED	-34,834.33	-4,967.00	-54,967.00	-74,413.64	-2,462.00	-40,000.00	-27.2%
36132 INTEREST ON AD V	-206.08	-2,643.00	-2,643.00	-2,511.54	-2,545.00	-284.00	-89.3%
36201 STATE LIBRARY ER	-25,207.20	-10,691.00	-10,691.00	-15,642.00	-8,640.00	-16,905.00	58.1%
36204 VENDING MACHINE	-30.00	.00	.00	.00	.00	.00	.0%
36205 STREET LIGHT FIX	-944.00	.00	.00	.00	.00	.00	.0%
36322 POLICE IMPACT FE	-329,739.59	-102,828.00	-44,828.00	-47,060.84	-152,717.00	-31,058.00	-30.7%
36323 FIRE IMPACT FEE	-533,081.70	-142,626.00	-71,626.00	-76,077.39	-242,959.00	-50,208.00	-29.9%
36410 CEMETERY LOT SAL	-16,990.00	-17,615.00	-17,615.00	-3,845.00	-13,414.00	-12,072.00	-31.5%
36441 SALE OF SURPLUS	-18,110.04	-1,575.00	-2,592.00	-1,314.74	-4,065.00	.00	-100.0%
36442 INSURANCE CLAIM	-9,238.67	.00	-23,456.00	-27,944.97	.00	.00	-100.0%
36601 DONATIONS	-1,000.00	.00	.00	.00	.00	.00	.0%

PROJECTION: 2019 FY2019 BUDGET

FOR PERIOD 99

ACCOUNTS FOR:

001 GENERAL FUND	2017 ACTUAL	2018 ORIG BUD	2018 REVISED BUD	2018 ACTUAL	2018 PROJECTION	2019 ADOPTED	PCT CHANGE
36602 PD DONATIONS	-3,110.00	.00	-6,800.00	-6,835.00	.00	.00	-100.0%
36603 FIRE DEPT. DONAT	-300.00	.00	.00	.00	.00	.00	.0%
36605 LIBRARY GRANT ST	.00	-400,000.00	-500,000.00	-300,000.00	.00	-50,000.00	-90.0%
36940 REIMBURSEMENT FO	-4,807.10	.00	.00	-325.00	.00	-1,711.00	.0%
36942 RESTITUTION	.00	-209.00	-209.00	-250.22	-258.00	-82.00	-60.8%
36943 REIMB MAILING SU	.00	.00	.00	-697.33	.00	.00	.0%
36944 COST OF CONVICTI	-4,476.68	-4,195.00	-4,195.00	-4,324.45	-4,373.00	-4,518.00	7.7%
36946 REIMBURSEMENT MI	-5,995.00	-34,177.00	-4,177.00	-1,725.52	-35,203.00	-7,000.00	67.6%
36947 REIMB PLANNING F	672.68	-6,335.00	-6,335.00	-12,441.43	-15,396.00	-849.00	-86.6%
36948 REIMB ENGINEERIN	.00	-53,417.00	-13,417.00	-4,795.00	-116,220.00	-18,150.00	35.3%
36990 MISC REVENUE	-2,822.75	-3,690.00	-690.00	-7,666.51	-1,000.00	-5,626.00	715.4%
36991 MISC REVENUE - P	-1,007.14	-1,131.00	-1,501.00	-487.35	-1,085.00	-805.00	-46.4%
36993 FUEL TAX REFUNDS	-6,025.28	-3,342.00	-3,342.00	-4,077.40	-3,626.00	-4,403.00	31.7%
36 MISC. REVENUE	-997,252.88	-789,441.00	-769,084.00	-592,435.33	-603,963.00	-243,671.00	-68.3%
<hr/>							
38 NON REVENUES							
38001 XFER IN FUND BAL	.00	.00	-355,000.00	.00	.00	.00	-100.0%
38006 XFER IN IMPACT F	.00	-90,000.00	-213,415.00	.00	.00	-107,341.50	-49.7%
38009 XFER IN STORMWAT	.00	-100,000.00	-420,360.00	.00	-100,000.00	-28,336.00	-93.3%
38012 XFER IN BUILDING	.00	.00	-190,650.00	.00	.00	-438,922.00	130.2%
38150 XFER IN REDEVELO	-36,089.20	-37,470.00	-37,470.00	-37,471.00	-36,089.15	-38,794.30	3.5%
38200 XFER IN WATER DE	-120,000.00	-60,000.00	-60,000.00	-55,000.00	.00	.00	-100.0%
38250 XFER IN RECREATI	-12,941.50	-32,245.00	-32,245.00	-18,855.00	-12,694.00	-21,062.00	-34.7%
38300 XFER IN CAPITAL	.00	.00	-258,880.00	-258,880.00	.00	.00	-100.0%
38 NON REVENUES	-169,030.70	-319,715.00	-1,568,020.00	-370,206.00	-148,783.15	-634,455.80	-59.5%
01001 GENERAL FUND REV	-7,551,834.66	-7,635,331.00	-9,469,182.00	-7,337,578.20	-6,495,996.00	-7,756,429.16	-18.1%
TOTAL 001 GENERAL FUND	-7,551,834.66	-7,635,331.00	-9,469,182.00	-7,337,578.20	-6,495,996.00	-7,756,429.16	-18.1%
GRAND TOTAL	-7,551,834.66	-7,635,331.00	-9,469,182.00	-7,337,578.20	-6,495,996.00	-7,756,429.16	-18.1%

09/25/2018 10:19
808spark

CITY OF FRUITLAND PARK
NEXT YEAR / CURRENT YEAR BUDGET ANALYSIS

P 6
bgnyrpts

PROJECTION: 2019 FY2019 BUDGET

FOR PERIOD 99

ACCOUNTS FOR:

001 GENERAL FUND	2017 ACTUAL	2018 ORIG BUD	2018 REVISED BUD	2018 ACTUAL	2018 PROJECTION	2019 ADOPTED	PCT CHANGE
------------------	----------------	------------------	---------------------	----------------	--------------------	-----------------	---------------

** END OF REPORT - Generated by Sue Parker **

PROJECTION: 2019 FY2019 BUDGET

ACCOUNTS FOR:
 001 GENERAL FUND

VENDOR QUANTITY UNIT COST 2019 ADOPTED

01001 GENERAL FUND REVENUES

31 TAXES

01001 31110 - AD VALOREM TAXES

\$682,178,355 TAX VALUE
 ESTIMATE/1000
 X 3.9134 MILLAGE (RBR-0% INCR)
 \$2,669,637 @ 95% BUDGETED

\$674,817,898 BASE VALUE
 \$173,027,316 NEW CONSTRUCTION
 38% INCREASE IN ASSESSED VALUE

1.00 2,536,155.00 -2,536,155.00 *
 -2,536,155.00

TOTAL 31110 AD VALOREM TAXES
 01001 31120 - DELINQUENT AD VALOREM TAX

DELQ REAL ESTATE AND TANGIBLE
 PERSONAL PROPERTY

1.00 1,235.00 -2,536,155.00
 -1,235.00 *
 -1,235.00

TOTAL 31120 DELINQUENT AD VALOREM TAX
 01001 31230 - LOCAL OPTION GAS TAX

ST OF FL: 1 TO 6 CENT TAX
 66.38% FOR COUNTY
 33.62% FOR MUNICIPALITIES
 FORMULA BASED ON POPULATION
 & MILES OF ROADS MAINTAINED

1.00 94,685.00 -1,235.00
 -94,685.00 *
 -94,685.00

TOTAL 31230 LOCAL OPTION FUEL TAX
 01001 31251 - FIRE INS PREM TAX PENSION

ST OF FL DEPT OF MGT
 SERVICE FIRE INS TAX
 DISTRIBUTION FOR FF PENSION
 SAME AS 01522-10225

1.00 15,435.00 -94,685.00
 -15,435.00 *
 -15,435.00

PROJECTION: 2019 FY2019 BUDGET

ACCOUNTS FOR:
 001 GENERAL FUND

	VENDOR	QUANTITY	UNIT COST	2019	ADOPTED
TOTAL 31251 FIRE INS PREM TAX PENSION					-15,435.00
01001 31310 - ELECTRIC FRANCHISE FEE		1.00	410,793.00		-410,793.00 *
LEESBURG - 8%					-410,793.00
TOTAL 31310 ELECTRIC FRANCHISE FEE					-410,793.00
01001 31340 - GAS FRANCHISE FEE		1.00	17,677.00		-17,677.00 *
LEESBURG - 8%					-17,677.00
TOTAL 31340 GAS FRANCHISE FEE					-17,677.00
01001 31390 - GARBAGE FRANCHISE FEE		1.00	102,000.00		-102,000.00 *
10% TOTAL SOLID WASTE BILL					-102,000.00
TOTAL 31390 GARBAGE FRANCHISE FEE					-102,000.00
01001 31410 - ELECTRIC UTILITY TAX		1.00	540,000.00		-540,000.00 *
LEESBURG, DUKE, SECO					-540,000.00
10%					
TOTAL 31410 ELECTRIC UTILITY TAX					-540,000.00
01001 31421 - COMMUNICATIONS SERVICE TAX		1.00	190,450.00		-190,450.00 *
ST OF FL EST. 5%					-190,450.00
TOTAL 31421 COMMUNICATIONS SERVICE TAX					-190,450.00
01001 31430 - WATER UTILITY TAX		1.00	140,000.00		-143,992.00 *
10% WATER TAX ON					-140,000.00
REVENUE 40001-34331					
REVENUE 40301-34351		1.00	3,992.00		-3,992.00
10% VILLAGE BULK RATE					
REVENUE 40001-34321					

PROJECTION: 2019 FY2019 BUDGET

ACCOUNTS FOR:
 001 GENERAL FUND

	VENDOR	QUANTITY	UNIT COST	2019	ADOPTED
TOTAL 31430 WATER UTILITY TAX					-143,992.00
01001 31440 - GAS UTILITY TAX					-20,184.00 *
LEESBURG - 10%		1.00	20,184.00		-20,184.00
TOTAL 31440 GAS UTILITY TAX					-20,184.00
TOTAL 31 TAXES					-4,072,606.00
32 LICENSES & PERMITS					
01001 32100 - CITY BUSINESS RECEIPT TAX					-21,211.00 *
VARIOUS RATES \$36.30 - \$121.00)					-21,211.00
APPROX. 413 ACTIVE LICENSES		1.00	21,211.00		
TOTAL 32100 CITY BUSINESS RECEIPT TAX					-21,211.00
01001 32110 - DEL CITY OCCUPATIONAL LIC					-68.00 *
FROM LEAGUE OF CITIES		1.00	68.00		-68.00
TOTAL 32110 DEL CITY OCCUPATIONAL LIC					-68.00
01001 32200 - BUILDING PERMIT A					-250,000.00 *
50- 60% EXPENSED TO INSPECTOR 01524-30340					-250,000.00
PERMIT A + PERMIT B = B&Z BUDGET		1.00	250,000.00		
TOTAL 32200 BUILDING PERMIT A					-250,000.00
01001 32201 - BUILDING PERMIT B					-5,000.00 *
50-60% EXPENSED TO INPSECTOR 01524-30340					-5,000.00
		1.00	5,000.00		

PROJECTION: 2019 FY2019 BUDGET

ACCOUNTS FOR:
 001 GENERAL FUND

VENDOR	QUANTITY	UNIT COST	2019	ADOPTED
TOTAL 32201 BUILDING PERMIT B				-5,000.00
01001 32902 - GRAVE OPENING PERMITS	1.00	221.00		-221.00 *
				-221.00
TOTAL 32902 CEMETERY PERMITS				-221.00
TOTAL 32 LICENSES & PERMITS				-276,500.00
<u>33 INTERGOVERN. REVENUE</u>				
01001 33475 - GARDENIA PARK GRANT	1.00	50,000.00		-50,000.00 **
RECREATION GRANT TO RENOVATE GARDENIA PARK & PLAYGROUND GRANT EXPENSE 01573-60637 REC3				-50,000.00
TOTAL 33475 GARDENIA PARK GRANT FRDAP				-50,000.00
01001 33512 - STATE REVENUE SHARING	1.00	200,962.00		-200,962.00 **
ST OF FL EST (72% SALES, 28% FUEL TAX) INFLUENCED BY POPULATION & TAXABLE VALUE				-200,962.00
TOTAL 33512 STATE REVENUE SHARING				-200,962.00
01001 33514 - MOBILE HOME LICENSES	1.00	11,930.00		-11,930.00 **
ST OF FL (\$25 - \$80)				-11,930.00
TOTAL 33514 MOBILE HOME LICENSES				-11,930.00
01001 33515 - ALCOHOLIC BEV LICENSE	1.00	2,155.00		-2,155.00 **
ST OF FL				-2,155.00
TOTAL 33515 ALCOHOLIC BEV LICENSE				-2,155.00
01001 33518 - LOCAL GOVT 1/2C SALES TAX	1.00	445,000.00		-445,000.00 **
ST OF FL EST. INFLUENCED BY POPULATION				-445,000.00

PROJECTION: 2019 FY2019 BUDGET

ACCOUNTS FOR:
 001 GENERAL FUND

	VENDOR	QUANTITY	UNIT COST	2019	ADOPTED
TOTAL 33518 LOCAL GOVT 1/2C SALES TAX					-445,000.00
01001 33770 - COUNTY LIBRARY APPROPRIAT					-75,656.00 *
COUNTY EST.		1.00	75,656.00		-75,656.00
TOTAL 33770 COUNTY LIBRARY APPROPRIAT					-75,656.00
01001 33776 - LAKE COUNTY LIBRARY GRANT					-141,513.00 *
10% GRANT COMPLETED FY2017		.10	1,415,130.00		-141,513.00
80% GRANT FY2018					
10% GRANT FY2019					
GRANT EXPENSED IN 01571-60663					
MUST COMPLETE CONSTRUCTION WITHIN 2 YEARS					
TOTAL 33776 LAKE COUNTY LIBRARY GRANT					-141,513.00
01001 33820 - COUNTY BUSINESS TAX RECEIPT					-3,282.00 *
FM BOB MCKEE		1.00	3,282.00		-3,282.00
TOTAL 33820 COUNTY BUSINESS TAX RECEIPT					-3,282.00
01001 33830 - COUNTY ONE CENT GAS TAX					-36,000.00 *
BCC		1.00	36,000.00		-36,000.00
TOTAL 33830 COUNTY ONE CENT GAS TAX					-36,000.00
TOTAL 33 INTERGOVERN. REVENUE					-966,498.00
34 CHARGES FOR SERVICES					
01001 33548 - FDOT TRAFFIC SIGNAL MAINTENANC					-6,258.00 *
FDOT PMT		1.00	6,258.00		-6,258.00

PROJECTION: 2019 FY2019 BUDGET

ACCOUNTS FOR:
 001 GENERAL FUND

	VENDOR	QUANTITY	UNIT COST	2019	ADOPTED
TOTAL 33548 FDOT TRAFFIC SIGNAL MAINTENAN					-6,258.00
01001 34120 - ZONING FEES		1.00	6,000.00		-6,000.00 *
PERMIT - ZONING REVIEW FEES \$25					-6,000.00
TOTAL 34120 ZONING FEES					-6,000.00
01001 34122 - ANNEXATION FEES		1.00	200.00		-200.00 *
TOTAL 34122 ANNEXATION FEES					-200.00
01001 34125 - COMPREHENSIVE PLAN		1.00	300.00		-300.00 *
TOTAL 34125 COMPREHENSIVE PLAN					-300.00
01001 34131 - SITE PROPERTY PLAN FEE		1.00	500.00		-500.00 *
TOTAL 34131 SITE (PROPERTY) PLAN FEE					-500.00
01001 34132 - PLAN (STRUCTURE) REVIEW FEE		1.00	8,032.00		-8,032.00 *
50-60% EXPENSED IN 01524-30340					-8,032.00
TOTAL 34132 PLAN (STRUCTURE) REVIEW FEE					-8,032.00
01001 34140 - COPYING / CERTIFICATION		1.00	1,552.00		-1,552.00 *
TOTAL 34140 COPYING / CERTIFICATION					-1,552.00
01001 34220 - FIRE INSPECTION FEES		1.00	7,500.00		-7,500.00 *
FIRE INSPECTION FEE \$35 EA EXPENSE 01524-30340					-7,500.00

-47-

PROJECTION: 2019 FY2019 BUDGET

ACCOUNTS FOR:
 GENERAL FUND

	VENDOR	QUANTITY	UNIT COST	2019	ADOPTED
01001	GENERAL FUND REVENUES				
01001	34222 - FIRE ASSESSMENT FP				-479,722.00 *
		1.00	479,722.00		-479,722.00
	FIRE ASSESSMENT FEES FIRE BUDGET COST OF COLLECTION (9%) NET = \$479,722 PER DWELLING \$256/YR - 4% -9% \$552,938 - DISC \$25,771 - COLLECT \$479,722				
	TOTAL FIRE ASSESSMENT FP				
01001	34223 - FIRE ASSESSMENT VILLAGE				-479,722.00 *
		.91	365,496.00		-332,601.36 *
	VILLAGE FIRE ASSESSMENT \$194 PER DWELLING PER YR 12/31/2016 1255 RESIDENCES 12/31/2017 540 ADDTL RESIDENCES 12/31/2018 89 ADDTL RESIDENCES = 1884 X 194.00 = \$365,496 9% PROCESSING = \$32,895				
	TOTAL FIRE ASSESSMENT VILLAGE				
01001	34290 - SCHOOL PUBLIC SAFETY-COUNTY				-332,601.36 *
		1.00	40,000.00		-40,000.00 *
	SRO FUNDING FM LAKE COUNTY SCHOOL 1/2 OFFICER				
	TOTAL SCHOOL PUBLIC SAFETY-COUNTY				
01001	34335 - OTHER REVENUES B&Z ADMIN				-40,000.00 *
		1.00	15,000.00		-15,000.00 *
	PERMIT APPLICATION FEE & ADMIN FEES \$25				
	TOTAL OTHER REVENUES				
01001	34340 - SOLID WASTE COLLECTION				-15,000.00 *
		1.00	219,581.00		-219,581.00 *
	1,656 CUSTOMERS EXPENSED IN 01534-30434				

PROJECTION: 2019 FY2019 BUDGET

ACCOUNTS FOR:
 GENERAL FUND

	VENDOR	QUANTITY	UNIT COST	2019	ADOPTED
TOTAL SOLID WASTE COLLECTION					-219,581.00
01001 34341 - SOLID WASTE DISPOSAL		1.00	197,944.00		-197,944.00 *
EXPENSED IN 01534-30435					-197,944.00
TOTAL SOLID WASTE DISPOSAL					-197,944.00
01001 34342 - YARDWASTE COLLECTION		1.00	32,376.00		-32,376.00 *
EXPENSED IN 01524-30436					-32,376.00
TOTAL YARDWASTE COLLECTION					-32,376.00
01001 34343 - YARDWASTE DISPOSAL		1.00	12,056.00		-12,056.00 *
EXPENSED IN 01534-30437					-12,056.00
TOTAL YARDWASTE DISPOSAL					-12,056.00
01001 34344 - RECYCLE		1.00	44,931.00		-44,931.00 *
EXPENSED IN 01534-30438					-44,931.00
TOTAL RECYCLE					-44,931.00
01001 34345 - ADMIN FEE-GARBAGE BILLING		1.00	58,423.00		-58,423.00 *
\$2.94/MTH X 12 = \$35.28/YR APPROX 1656 CUSTOMERS					-58,423.00
TOTAL ADMIN FEE-GARBAGE BILLING					-58,423.00
01001 34346 - COLLECTION FEE-IMPACT FEE		1.00	5,086.00		-5,086.00 *
TOTAL ADM. FEE-IMPACT FEE					-5,086.00
01001 34391 - STORMWATER FEE		1.00	46,704.00		-46,704.00 *
\$2.00/MTHX12 = \$24 1946 CUSTOMERS					-46,704.00
TOTAL STORMWATER FEE					-46,704.00

PROJECTION: 2019 FY2019 BUDGET

ACCOUNTS FOR:
 001 GENERAL FUND

	VENDOR	QUANTITY	UNIT COST	2019	ADOPTED
TOTAL 34391 STORMWATER FEE					-46,704.00
01001 34393 - REG ABANDONED PROPERT		1.00	4,250.00		-4,250.00 *
\$250 ANNUAL					-4,250.00
TOTAL 34393 REG ABANDONED PROPERTY					-4,250.00
01001 34712 - LIBRARY FEE OUT/COUNTY		1.00	347.00		-347.00 *
COUNTY					-347.00
TOTAL 34712 LIBRARY FEE OUT/COUNTY					-347.00
01001 34717 - FP DAY PROCEEDS		1.00	2,141.00		-2,141.00 *
					-2,141.00
TOTAL 34717 FP DAY PROCEEDS					-2,141.00
01001 34718 - FRUITLAND PARK DAY SPONSOR		1.00	90.00		-90.00 *
					-90.00
TOTAL 34718 FRUITLAND PARK DAY SPONSOR					-90.00
01001 34719 - CONCESSIONS		1.00	3,400.00		-3,400.00 *
POOL CONCESSION					-3,400.00
TOTAL 34719 CONCESSIONS					-3,400.00
01001 34720 - POOL ADMISSION FEES		1.00	9,734.00		-9,734.00 *
					-9,734.00
TOTAL 34720 POOL FEES					-9,734.00
01001 34725 - POOL SWIM PROG/LESSONS		1.00	5,160.00		-5,160.00 *
					-5,160.00

PROJECTION: 2019 FY2019 BUDGET

ACCOUNTS FOR:
 001 GENERAL FUND

	VENDOR	QUANTITY	UNIT COST	2019	ADOPTED
TOTAL 34725 POOL SWIM PROG/LESSONS					-5,160.00
01001 34755 - RENT RECREATION FACILITY		1.00	1,484.00		-1,484.00 *
					-1,484.00
TOTAL 34755 RENT RECREATION FACILITY					-1,484.00
01001 34900 - LIEN SEARCH FEE		1.00	4,818.00		-4,818.00 *
					-4,818.00
\$30 OR \$50 (EXPEDITED)					
TOTAL 34900 LIEN SEARCH FEE					-4,818.00
TOTAL 34 CHARGES FOR SERVICES					-1,546,190.36
<u>35 FINES & FORFEITURES</u>					
01001 35110 - TRAFFIC COURT FINES		1.00	12,403.00		-12,403.00 *
COUNTY COURT TRAFFIC INFRACTIONS					-12,403.00
TOTAL 35110 TRAFFIC COURT FINES & FORFEIT					-12,403.00
01001 35130 - POLICE EDUCATION FUND 2ND \$		1.00	1,593.00		-1,593.00 *
COUNTY COURT POLICE EDUC - 2ND DOLLAR FUND EXPENSE 01521-30543					-1,593.00
TOTAL 35130 POLICE EDUCATION FUND 2ND \$					-1,593.00
01001 35200 - LIBRARY FINES		1.00	2,400.00		-2,400.00 *
					-2,400.00
TOTAL 35200 LIBRARY FINES					-2,400.00
01001 35900 - FINES & FORFEITURES-COUNTY		1.00	112.00		-112.00 *
COUNTY COURT FORFEITED FINES					-112.00

PROJECTION: 2019 FY2019 BUDGET

ACCOUNTS FOR:
 001 GENERAL FUND

	VENDOR	QUANTITY	UNIT COST	2019	ADOPTED
TOTAL 35900 FINES & FORFEITURES-COUNTY					-112.00
TOTAL 35 FINES & FORFEITURES					-16,508.00
<u>36 MISC. REVENUE</u>					
01001 36120 - INTEREST EARNED					-40,000.00 *
INVESTMENTS, CDS		1.00	40,000.00		-40,000.00
TOTAL 36120 INTEREST EARNED					-40,000.00
01001 36132 - INTEREST ON AD VALOREM					-284.00 *
LATE AD VALOREM PAYMENTS		1.00	284.00		-284.00
TOTAL 36132 INTEREST ON AD VALOREM					-284.00
01001 36201 - T-1 LINE REFUND					-16,905.00 **
LIBRARY INTERNET REBATE		1.00	16,905.00		-16,905.00
TOTAL 36201 STATE LIBRARY ERATE REFUND					-16,905.00
01001 36322 - POLICE IMPACT FEE					-31,058.00 *
COLLECTED ON BUILDING PERMITS \$414 RESTRICTED FUND		1.00	31,058.00		-31,058.00
TOTAL 36322 POLICE IMPACT FEE					-31,058.00
01001 36323 - FIRE IMPACT FEE					-50,208.00 *
COLLECTED ON BUILDING PERMITS \$669 RESTRICTED FUND		1.00	50,208.00		-50,208.00
TOTAL 36323 FIRE IMPACT FEE					-50,208.00
01001 36410 - CEMETERY LOT SALES					-12,072.00 *
RESTRICTED FUND		1.00	12,072.00		-12,072.00

09/25/2018 10:25
808spark

CITY OF FRUITLAND PARK
NEXT YEAR BUDGET DETAIL REPORT

P 12
bgnyrpts

PROJECTION: 2019 FY2019 BUDGET

ACCOUNTS FOR:
001 GENERAL FUND

	VENDOR	QUANTITY	UNIT COST	2019	ADOPTED
TOTAL 36410 CEMETERY LOT SALES					-12,072.00
01001 36605 - LIBRARY GRANT STATE		.10	500,000.00		-50,000.00 *
STATE LIBRARY CONSTRUCTION GRANT \$500,000 FY2018 90%					-50,000.00
TOTAL 36605 LIBRARY GRANT STATE					-50,000.00
01001 36940 - REIMBURSEMENT FOR SERVICE		1.00	1,711.00		-1,711.00 *
REIMBURSEMENT FOR B&Z SERVICES					-1,711.00
TOTAL 36940 REIMBURSEMENT FOR SERVICE					-1,711.00
01001 36942 - RESTITUTION		1.00	82.00		-82.00 *
RESTITUTION					-82.00
TOTAL 36942 RESTITUTION					-82.00
01001 36944 - INVESTIGATIVE COST		1.00	4,518.00		-4,518.00 *
COUNTY COURT					-4,518.00
TOTAL 36944 COST OF CONVICTION - PD					-4,518.00
01001 36946 - REIMBURSEMENT MISC B&Z		1.00	7,000.00		-7,000.00 *
COST OF CONVICTION - PD					-7,000.00
TOTAL 36946 REIMBURSEMENT MISC B&Z					-7,000.00
01001 36947 - REIMB PLANNING FEES		1.00	849.00		-849.00 *
EXPENSED IN 01524-30312					-849.00
TOTAL 36947 REIMB PLANNING FEES					-849.00
01001 36948 - REIMB ENGINEERING FEES		1.00	18,150.00		-18,150.00 *
EXPENSED IN 01524-30311					-18,150.00

PROJECTION: 2019 FY2019 BUDGET

ACCOUNTS FOR:
 001 GENERAL FUND

	VENDOR	QUANTITY	UNIT COST	2019	ADOPTED
TOTAL 36948 REIMB ENGINEERING FEES					-18,150.00
01001 36990 - MISC REVENUE		1.00	5,626.00		-5,626.00 *
ADMIN FEES					-5,626.00
TOTAL 36990 MISC REVENUE					-5,626.00
01001 36991 - MISC REVENUE - PD		1.00	805.00		-805.00 *
REPORT FEES					-805.00
TOTAL 36991 MISC REVENUE - PD					-805.00
01001 36993 - FUEL TAX REFUNDS		1.00	4,403.00		-4,403.00 *
ST OF FL GAS CREDIT .143					-4,403.00
TOTAL 36993 FUEL TAX REFUNDS					-4,403.00
TOTAL 36 MISC. REVENUE					-243,671.00
38 NON REVENUES					
01001 38006 - XFR IN PUB SAFE IMPACT FEE FB		2.00	47,500.00		-107,341.50 *
PURCHASE 2 NEW POLICE VEHICLES FOR NEW POLICE OFFICERS FROM POLICE IMPACT FEES					-95,000.00
LIBRARY CONSTRUCTION STATE PUBLIC SAFETY PORTION \$123,415		.10	123,415.00		-12,341.50
TOTAL 38006 XFER IN IMPACT FEES					-107,341.50
01001 38009 - XFER IN STORMWATER FBAL		.10	283,360.00		-28,336.00 *
STORMWATER PROJECT LIBRARY / TOWN CENTER TOTAL - \$283,360 EXPENSED IN 01538-60630					-28,336.00

PROJECTION: 2019 FY2019 BUDGET

ACCOUNTS FOR:
 001 GENERAL FUND

	VENDOR	QUANTITY	UNIT COST	2019	ADOPTED
TOTAL 38009 XFER IN STORMWATER FBAL					-28,336.00
01001 38012 - XFER IN BUILDING (PERMIT FEES)		1.00	438,922.00		-438,922.00 *
COVER B&Z BUDGET					-438,922.00
TOTAL 38012 XFER IN BUILDING (PERMIT FEES)					-438,922.00
01001 38150 - XFER IN REDEVELOPMENT		.20	147,735.00		-38,794.30 *
20% CM SALARY & BENEFIT EXPENSED IN 20581-90916		.10	92,473.00		-9,247.30
10% TREASURER WAGES & BENEFITS EXPENSED IN 20581-90916					
TOTAL 38150 XFER IN REDEVELOPMENT					-38,794.30
01001 38250 - XFER IN RECREATION FUND		1.00	15,546.00		-21,062.00 *
REIMBURSE GF REC AID POSITION -WAGES (C COPEN) EXPENSED IN 62579-90916					-15,546.00
REIMBURSE SPORTS CO-ORDINATOR WAGES (DGONZALEZ) 1000 HOURS		1.00	5,516.00		-5,516.00
TOTAL 38250 XFER IN RECREATION FUND					-21,062.00
TOTAL 38 NON REVENUES					-634,455.80
TOTAL 01001 GENERAL FUND REVENUES					-7,756,429.16
TOTAL 001 GENERAL FUND					-7,756,429.16
GRAND TOTAL					-7,756,429.16

** END OF REPORT - Generated by Sue Parker **

PROJECTION: 2019 FY2019 BUDGET

FOR PERIOD 99

ACCOUNTS FOR:

001 GENERAL FUND	2017 ACTUAL	2018 ORIG BUD	2018 REVISED BUD	2018 ACTUAL	2018 PROJECTION	2019 ADOPTED	PCT CHANGE
<u>01511 LEGISLATIVE</u>							
<u>10 PERSONAL SERVICES</u>							
10130 STIPENDS-COMMISS	31,800.00	31,800.00	31,800.00	31,800.00	31,800.00	31,800.00	.0%
10131 STIPENDS-P&Z	4,020.00	4,020.00	4,020.00	4,020.00	4,020.00	4,020.00	.0%
10210 FICA	2,740.32	2,742.00	2,742.00	2,740.32	2,742.00	2,742.00	.0%
10233 LIFE INSURANCE	894.45	991.20	991.20	1,004.52	447.00	1,080.00	9.0%
10240 WORKERS COMPENSA	57.12	102.00	44.00	43.08	90.00	78.00	77.3%
10 PERSONAL SERVICES	39,511.89	39,655.20	39,597.20	39,607.92	39,099.00	39,720.00	.3%
<u>30 OPERATING EXPENSES</u>							
30340 CONTRACTUAL SERV	.00	5,725.00	4,725.00	3,838.40	5,725.00	5,725.00	21.2%
30400 TRAVEL/PER DIEM	2,475.91	5,000.00	5,000.00	4,250.45	5,000.00	5,000.00	.0%
30410 COMMUNICATIONS	2,164.22	2,244.00	2,244.00	2,164.20	2,244.00	2,244.00	.0%
30420 POSTAGE	.00	50.00	50.00	.00	50.00	50.00	.0%
30450 INSURANCE	2,954.84	2,955.00	2,955.00	2,975.68	3,032.00	2,988.00	1.1%
30463 EQUIPMENT REPAIR	.00	200.00	200.00	.00	200.00	200.00	.0%
30470 PRINTING & COPYI	.00	200.00	200.00	.00	200.00	200.00	.0%
30490 MISC EXPENSE	.00	3,000.00	2,229.00	.00	3,000.00	3,000.00	34.6%
30510 OFFICE SUPPLIES	335.09	300.00	300.00	418.40	300.00	300.00	.0%
30511 RECORDING TAPES	.00	20.00	20.00	.00	20.00	20.00	.0%
30520 SUPPLIES	318.78	3,710.00	3,710.00	.00	3,710.00	3,710.00	.0%
30542 TRAINING & EDUCA	1,695.00	2,600.00	2,600.00	1,283.00	2,600.00	2,600.00	.0%
30544 MEMBERSHIPS	972.49	980.00	980.00	1,204.59	980.00	980.00	.0%
30 OPERATING EXPENSES	10,916.33	26,984.00	25,213.00	16,134.72	27,061.00	27,017.00	7.2%
01511 LEGISLATIVE	50,428.22	66,639.20	64,810.20	55,742.64	66,160.00	66,737.00	3.0%
TOTAL 001 GENERAL FUND	50,428.22	66,639.20	64,810.20	55,742.64	66,160.00	66,737.00	3.0%
GRAND TOTAL	50,428.22	66,639.20	64,810.20	55,742.64	66,160.00	66,737.00	3.0%

09/25/2018 10:32
808spark

CITY OF FRUITLAND PARK
NEXT YEAR / CURRENT YEAR BUDGET ANALYSIS

P 2
bgnyrpts

PROJECTION: 2019 FY2019 BUDGET

FOR PERIOD 99

ACCOUNTS FOR:

001 GENERAL FUND

2017 ACTUAL	2018 ORIG BUD	2018 REVISED BUD	2018 ACTUAL	2018 PROJECTION	2019 ADOPTED	PCT CHANGE
----------------	------------------	---------------------	----------------	--------------------	-----------------	---------------

** END OF REPORT - Generated by Sue Parker **

PROJECTION: 2019 FY2019 BUDGET

ACCOUNTS FOR:
 001 GENERAL FUND

01511 LEGISLATIVE

10 PERSONAL SERVICES

01511 10130 - STIPENDS-COMMISSION

MAYOR STIPEND
 @ \$600/MTH

VICE MAYOR STIPEND
 @ \$550/MTH

3 COMMISSIONERS STIPENDS
 @ \$500/MTH = \$1500/MTH

VENDOR	QUANTITY	UNIT COST	2019	ADOPTED
	12.00	600.00		31,800.00 *
				7,200.00
	12.00	550.00		6,600.00
	12.00	1,500.00		18,000.00
TOTAL 10130 STIPENDS-COMMISSION				31,800.00
01511 10131 - STIPENDS-P&Z	12.00	75.00		4,020.00 *
CHAIRPERSON @ \$75/MTH				900.00
4 BOARDMEMBERS @ \$65/MTH = \$260/MTH	12.00	260.00		3,120.00
TOTAL 10131 STIPENDS-P&Z				4,020.00
01511 10210 - FICA	1.00	2,742.00		2,742.00 *
WAGES X .0765				2,742.00
TOTAL 10210 FICA				2,742.00
01511 10233 - LIFE INSURANCE	5.00	216.00		1,080.00 *
\$25K LIFE INSURANCE - 5 COMMISSION MEMBERS EST @ \$18.00/MTH = \$216/YR				1,080.00
TOTAL 10233 LIFE INSURANCE				1,080.00
01511 10240 - WORKERS COMPENSATION	1.00	78.00		78.00 *
BASES ON SALARY & RISK CODE				78.00

PROJECTION: 2019 FY2019 BUDGET

ACCOUNTS FOR:
 001 GENERAL FUND

	VENDOR	QUANTITY	UNIT COST	2019	ADOPTED
TOTAL 10240 WORKERS COMPENSATION					78.00
TOTAL 10 PERSONAL SERVICES					39,720.00
30 OPERATING EXPENSES					
01511 30340 - CONTRACTUAL SERVICES					5,725.00 *
		1.00	4,000.00		4,000.00
	MUNI CODE - CODE OF ORDINANCES UPDATE				
		1.00	600.00		600.00
	MUNICODE ONLINE				
		1.00	1,125.00		1,125.00
	LEGAL REVIEW				
TOTAL 30340 CONTRACTUAL SERVICES					5,725.00
01511 30400 - TRAVEL/PER DIEM					5,000.00 *
		1.00	5,000.00		5,000.00
	LEAGUE OF CITIES MTHLY LUNCHEONS				
TOTAL 30400 TRAVEL/PER DIEM					5,000.00
01511 30410 - COMMUNICATIONS					2,244.00 *
		12.00	187.00		2,244.00
	VERIZON (5) TABLETS /PHONES				
TOTAL 30410 COMMUNICATIONS					2,244.00
01511 30420 - POSTAGE					50.00 *
		1.00	50.00		50.00
	MAYOR'S CORRESPONDENCE				
TOTAL 30420 POSTAGE					50.00
01511 30450 - INSURANCE					2,988.00 *
		1.00	2,988.00		2,988.00
	LIABILITY/PROPERTY/PUBLIC OFFICIALS				

PROJECTION: 2019 FY2019 BUDGET

ACCOUNTS FOR:
 001 GENERAL FUND

	VENDOR	QUANTITY	UNIT COST	2019	ADOPTED
TOTAL 30450 INSURANCE					
01511	30463 -				2,988.00
	EQUIPMENT REPAIRS/MAINT				200.00 *
	DIGITAL RECORDER, PA SYSTEM, TRANSCRIBER	1.00	200.00		200.00
TOTAL 30463 EQUIPMENT REPAIRS/MAINT					
01511	30470 -				200.00
	PRINTING & COPYING				200.00 *
	CORRESPONDENCE, CARDS, SIGNS - MAYOR	1.00	200.00		200.00
TOTAL 30470 PRINTING & COPYING					
01511	30490 -				200.00
	MISC EXPENSE				3,000.00 *
	CONTINGENCY REC BINDERS	1.00	3,000.00		3,000.00
TOTAL 30490 MISC EXPENSE					
01511	30510 -				3,000.00
	OFFICE SUPPLIES				300.00 *
	CALENDARS, PENS, ETC AWARDS, PLAQUES	1.00	300.00		300.00
TOTAL 30510 OFFICE SUPPLIES					
01511	30511 -				300.00
	RECORDING TAPES				20.00 *
	CD'S FOR COMMISSION MEETINGS	1.00	20.00		20.00
TOTAL 30511 RECORDING TAPES					
01511	30520 -				20.00
	SUPPLIES				3,710.00 *
	SHIRTS - COMMISSION - 5 SHIRTS	5.00	40.00		200.00
	MINUTES BOOK REPLACEMENTS	5.00	125.00		625.00
	MINUTES BOOK REPLACEMENTS SET OF 5 = \$576.50	5.00	577.00		2,885.00

PROJECTION: 2019 FY2019 BUDGET

ACCOUNTS FOR:
 001 GENERAL FUND

	VENDOR	QUANTITY	UNIT COST	2019	ADOPTED
TOTAL 30520 SUPPLIES					3,710.00
01511	30542 - TRAINING & EDUCATION				2,600.00 *
	FLORIDA LEAGUE OF CITIES CONFERENCE REGISTRATION FOR 5 COMMISSIONERS	5.00	350.00		1,750.00
	IEMO REGISTRATION	1.00	250.00		250.00
	CLASS REGISTRATIONS	1.00	600.00		600.00
TOTAL 30542 TRAINING & EDUCATION					2,600.00
01511	30544 - MEMBERSHIPS				980.00 *
	FLORIDA LEAGUE OF CITIES	1.00	450.00		450.00
	LAKE COUNTY LEAGUE OF CITIES	1.00	150.00		150.00
	FLORIDA LEAGUE OF MAYORS	1.00	350.00		350.00
	WEMG	1.00	30.00		30.00
TOTAL 30544 MEMBERSHIPS					980.00
TOTAL 30 OPERATING EXPENSES					27,017.00
TOTAL 01511 LEGISLATIVE					66,737.00
TOTAL 001 GENERAL FUND					66,737.00
GRAND TOTAL					66,737.00

** END OF REPORT - Generated by Sue Parker **

PROJECTION: 2019 FY2019 BUDGET

FOR PERIOD 99

ACCOUNTS FOR:

001 GENERAL FUND	2017 ACTUAL	2018 ORIG BUD	2018 REVISED BUD	2018 ACTUAL	2018 PROJECTION	2019 ADOPTED	PCT CHANGE
<u>01512 EXECUTIVE</u>							
<u>10 PERSONAL SERVICES</u>							
10110 SALARY	138,054.44	120,177.93	172,177.93	164,743.16	116,685.82	123,787.87	-28.1%
10111 BONUS	1,346.28	2,017.00	2,017.00	1,936.80	1,958.50	2,077.00	3.0%
10120 WAGES	50,026.21	103,341.20	44,341.20	42,605.81	76,329.00	84,710.10	91.0%
10121 BONUS	682.68	1,192.00	1,192.00	308.96	726.00	978.00	-18.0%
10140 OVERTIME	.00	1,000.00	100.00	.00	1,000.00	1,000.00	900.0%
10158 VEHICLE ALLOWANC	6,000.00	6,000.00	6,000.00	6,000.00	6,000.00	6,000.00	.0%
10210 FICA	14,173.37	18,706.70	18,706.70	15,093.82	20,731.03	17,716.38	-5.3%
10220 RETIREMENT	10,592.63	13,803.50	13,803.50	13,727.73	14,035.00	16,033.59	16.2%
10230 HOSPITALIZATION	18,200.52	30,110.50	30,110.50	24,132.40	26,077.90	25,089.12	-16.7%
10233 LIFE INSURANCE	192.41	346.92	346.92	342.01	305.75	378.00	9.0%
10236 DENTAL INSURANCE	557.29	784.00	784.00	689.68	1,111.29	782.88	-.1%
10240 WORKERS COMPENSA	384.16	655.00	278.00	276.61	628.00	447.00	60.8%
10 PERSONAL SERVICES	240,209.99	298,134.75	289,857.75	269,856.98	265,588.29	278,999.94	-3.7%
<u>30 OPERATING EXPENSES</u>							
30340 CONTRACTUAL SERV	10,184.65	14,700.00	19,900.00	20,994.40	9,700.00	22,900.00	15.1%
30400 TRAVEL/PER DIEM	6,430.20	3,000.00	4,000.00	3,519.00	3,000.00	9,000.00	125.0%
30410 COMMUNICATIONS	1,176.68	1,104.00	1,104.00	1,062.38	1,104.00	1,104.00	.0%
30420 POSTAGE	696.41	500.00	700.00	1,018.53	500.00	3,500.00	400.0%
30450 INSURANCE	9,796.16	9,996.00	9,996.00	10,065.88	10,052.00	10,268.00	2.7%
30463 EQUIPMENT REPAIR	.00	75.00	75.00	36.53	75.00	100.00	33.3%

PROJECTION: 2019 FY2019 BUDGET

FOR PERIOD 99

ACCOUNTS FOR:

	2017 ACTUAL	2018 ORIG BUD	2018 REVISED BUD	2018 ACTUAL	2018 PROJECTION	2019 ADOPTED	PCT CHANGE
001 GENERAL FUND							
30470 PRINTING & COPYI	.00	2,900.00	1,866.00	37.76	2,900.00	3,000.00	60.8%
30510 OFFICE SUPPLIES	3,258.02	1,500.00	3,000.00	2,762.26	1,500.00	1,500.00	-50.0%
30520 SUPPLIES	222.48	.00	.00	.00	.00	.00	.0%
30540 PROFESSIONAL BOO	.00	20,350.00	10,840.00	10,935.05	350.00	5,350.00	-50.6%
30541 SUBSCRIPTIONS	391.79	215.00	215.00	294.18	154.00	300.00	39.5%
30542 TRAINING & EDUCA	3,595.00	3,900.00	3,900.00	3,594.22	2,000.00	5,775.00	48.1%
30544 MEMBERSHIPS	1,507.00	1,665.00	1,665.00	1,688.00	1,460.00	1,815.00	9.0%
30 OPERATING EXPENSES	37,258.39	59,905.00	57,261.00	56,008.19	32,795.00	64,612.00	12.8%
60 CAPITAL OUTLAY							
60640 EQUIPMENT PURCHA	1,225.00	.00	1,034.00	1,039.99	.00	.00	-100.0%
60 CAPITAL OUTLAY	1,225.00	.00	1,034.00	1,039.99	.00	.00	-100.0%
01512 EXECUTIVE	278,693.38	358,039.75	348,152.75	326,905.16	298,383.29	343,611.94	-1.3%
TOTAL 001 GENERAL FUND	278,693.38	358,039.75	348,152.75	326,905.16	298,383.29	343,611.94	-1.3%
GRAND TOTAL	278,693.38	358,039.75	348,152.75	326,905.16	298,383.29	343,611.94	-1.3%

** END OF REPORT - Generated by Sue Parker **

PROJECTION: 2019 FY2019 BUDGET

ACCOUNTS FOR:
001 GENERAL FUND

01512 EXECUTIVE
10 PERSONAL SERVICES

01512 10110 - SALARY

	VENDOR	QUANTITY	UNIT COST	2019	ADOPTED
MANAGER (GL) \$54.08/HR, 2080 HRS (1/2 GF, 1/2 UT)		.50	112,476.00		123,787.87 * 56,238.00
CLERK (EL) \$32.48/HR 2080 HRS		1.00	67,549.87		67,549.87
TOTAL 10110 SALARY					123,787.87
01512 10111 - BONUS					2,077.00 * 1,298.00
X-MAS BONUS CM 3 X 8 HOUR DAY (GL)		.50	2,596.00		1,298.00
X-MAS BONUS CC 3 X 8 HOUR DAY (EL)		1.00	779.00		779.00
TOTAL 10111 BONUS					2,077.00
01512 10120 - WAGES					84,710.10 * 39,720.10
DEPUTY CLERK (DC) \$19.10/HR X 2080 HRS		1.00	39,720.10		39,720.10
HR DIR (DK) \$21.54/HR X 2080 HOURS		1.00	44,990.00		44,990.00
REMOVED: ADMIN ASST PT \$14.76/HR X 1300 HOURS = \$19,188		1.00	.00		.00
TOTAL 10120 WAGES					84,710.10
01512 10121 - BONUS					978.00 * 978.00
X-MAS BONUS 3 X 8 HOUR DAY		1.00	978.00		978.00

PROJECTION: 2019 FY2019 BUDGET

ACCOUNTS FOR:
 001 GENERAL FUND

	VENDOR	QUANTITY	UNIT COST	2019	ADOPTED
TOTAL 10121 BONUS					
01512	10140 - OVERTIME	1.00	1,000.00		978.00 1,000.00 *
TOTAL 10140 OVERTIME					
01512	10158 - VEHICLE ALLOWANCE	12.00	500.00		1,000.00 6,000.00 *
	CM VEHICLE ALLOWANCE				6,000.00
	\$500/MTHLY				
TOTAL 10158 VEHICLE ALLOWANCE					
01512	10210 - FICA	1.00	17,716.38		6,000.00 17,716.38 *
	WAGES X .0765				17,716.38
TOTAL 10210 FICA					
01512	10220 - RETIREMENT	1.00	16,033.59		17,716.38 16,033.59 *
	WAGES X .05 ICMA				16,033.59
	WAGES X .0826 FRS				
TOTAL 10220 RETIREMENT					
01512	10230 - HOSPITALIZATION	3.50	7,168.32		16,033.59 25,089.12 *
	3.5 FT POSITIONS @ \$597.36/MTH				25,089.12
	= \$7168.32/YR				
TOTAL 10230 HOSPITALIZATION					
01512	10233 - LIFE INSURANCE	3.50	108.00		25,089.12 378.00 *
	\$9.00 X 12 = \$108 X 3.5 FT				378.00
	POSITIONS				

PROJECTION: 2019 FY2019 BUDGET

ACCOUNTS FOR:
001 GENERAL FUND

	VENDOR	QUANTITY	UNIT COST	2019	ADOPTED
TOTAL 10233 LIFE INSURANCE					378.00
01512 10236 - DENTAL INSURANCE					782.88 *
		3.50	223.68		782.88
					\$18.64/MTH = \$223.68/YR X 3.5 FT POSITIONS
TOTAL 10236 DENTAL INSURANCE					782.88
01512 10240 - WORKERS COMPENSATION					447.00 *
		1.00	447.00		447.00
					BASED ON WAGES & RISK CODE
TOTAL 10240 WORKERS COMPENSATION					447.00
TOTAL 10 PERSONAL SERVICES					278,999.94
30 OPERATING EXPENSES					
01512 30340 - CONTRACTUAL SERVICES					22,900.00 *
		1.00	2,000.00		2,000.00
		1.00	8,700.00		8,700.00
					RECORDS DESTRUCTION
					MCCI
					RECORDS MGT SUPPORT \$2370
					10 USERS & AUDIT TRAIL \$1890
					LASERFICHE & SCAN \$1820
					TRAINING CTR \$1620
		1.00	5,000.00		5,000.00
		1.00	4,800.00		4,800.00
					SOCIAL MEDIA - FACEBOOK ARCHIVE
					MUNIS ASP (APPLICATION SERVICE PROVIDER)
					ANNUAL RECURRING COST
					BUSINESS LICENSES
		1.00	2,400.00		2,400.00
					DIGITAL RECORDING SYSTEM
TOTAL 30340 CONTRACTUAL SERVICES					22,900.00
01512 30400 - TRAVEL/PER DIEM					9,000.00 *
		1.00	3,000.00		3,000.00
					FL LEAGUE OF CITIES CONFERENCE
					- CM
		1.00	6,000.00		6,000.00
					CC/DEPUTY

PROJECTION: 2019 FY2019 BUDGET

ACCOUNTS FOR:
 001 GENERAL FUND

	VENDOR	QUANTITY	UNIT COST	2019	ADOPTED
TOTAL 30400 TRAVEL/PER DIEM					9,000.00
01512 30410 - COMMUNICATIONS					1,104.00 *
CM VERIZON PHONE/TABLET		12.00	92.00		1,104.00
1 X \$81/MO X 12					
TOTAL 30410 COMMUNICATIONS					1,104.00
01512 30420 - POSTAGE					3,500.00 *
POSTAGE - MANAGER, CLERK & SECRETARY		1.00	500.00		500.00
(500) OCCUPATIONAL LICENSE 2 MAILINGS		1.00	3,000.00		3,000.00
(500) MISC COLLECTION NOTICES		.00	.00		.00
TOTAL 30420 POSTAGE					3,500.00
01512 30450 - INSURANCE					10,268.00 *
ANNUAL NOTARY INSURANCE-CC & ADM SEC		1.00	200.00		200.00
LIABILITY/PROPERTY/PUBLIC OFFICIALS & AUTO		1.00	10,068.00		10,068.00
TOTAL 30450 INSURANCE					10,268.00
01512 30463 - EQUIPMENT REPAIRS/MAINT					100.00 *
SCANNER ROLLERS		1.00	100.00		100.00
TOTAL 30463 EQUIPMENT REPAIRS/MAINT					100.00
01512 30470 - PRINTING & COPYING					3,000.00 *
DISTRICTS MAPS, MINUTES		1.00	3,000.00		3,000.00

PROJECTION: 2019 FY2019 BUDGET

ACCOUNTS FOR:
 001 GENERAL FUND

	VENDOR	QUANTITY	UNIT COST	2019	ADOPTED
TOTAL 30470 PRINTING & COPYING					3,000.00
01512					1,500.00 *
		1.00	1,500.00		1,500.00
					LETTERHEAD, ENVELOPES, ETC
TOTAL 30510 OFFICE SUPPLIES					1,500.00
01512					5,350.00 *
		1.00	350.00		350.00
					FL STATUTES
		1.00	5,000.00		5,000.00
					ORDINANCE BINDING \$20,000 MOVED TO FY2018 CC REDUCED TO \$5000
TOTAL 30540 PROFESSIONAL BOOKS					5,350.00
01512					300.00 *
		1.00	90.00		90.00
					DAILY COMMERCIAL
		1.00	210.00		210.00
					DAILY SUN
TOTAL 30541 SUBSCRIPTIONS					300.00
01512					5,775.00 *
		1.00	2,000.00		2,000.00
					FCCMA ANNUAL CONFERENCES - CM FACC CONFERENCE -CC FL LEAGUE OF CITIES CONFERENCE - CM, CC IIMC ONLINE COURSE - CC
		1.00	1,600.00		1,600.00
					LASERFICHE RENEWAL
		1.00	75.00		75.00
					LSSHRM CONFERENCE
		1.00	2,100.00		2,100.00
					DEPUTY
TOTAL 30542 TRAINING & EDUCATION					5,775.00
01512					1,815.00 *
		1.00	300.00		300.00
					FCCMA - CITY MANAGER
		2.00	150.00		300.00
					FACC - CITY CLERK, HR
		2.00	155.00		310.00
					IIMC - CITY CLERK, HR

09/25/2018 10:35
808spark

CITY OF FRUITLAND PARK
NEXT YEAR BUDGET DETAIL REPORT

P 6
bgnyrpts

PROJECTION: 2019 FY2019 BUDGET

ACCOUNTS FOR:
001 GENERAL FUND

VENDOR	QUANTITY	UNIT COST	2019	ADOPTED
	2.00	185.00		370.00
SHRM NATIONAL				
	1.00	180.00		180.00
NOTARY				
	1.00	205.00		205.00
ARMA				
	1.00	150.00		150.00
LSSHRM MEMBERSHIP				

TOTAL 30544 MEMBERSHIPS	1,815.00
TOTAL 30 OPERATING EXPENSES	64,612.00
TOTAL 01512 EXECUTIVE	343,611.94
TOTAL 001 GENERAL FUND	343,611.94

GRAND TOTAL 343,611.94

** END OF REPORT - Generated by Sue Parker **

PROJECTION: 2019 FY2019 BUDGET

FOR PERIOD 99

ACCOUNTS FOR:

001 GENERAL FUND	2017 ACTUAL	2018 ORIG BUD	2018 REVISED BUD	2018 ACTUAL	2018 PROJECTION	2019 ADOPTED	PCT CHANGE
<u>01513 FINANCE DEPARTMENT</u>							
<u>10 PERSONAL SERVICES</u>							
10110 SALARY	86,033.60	116,645.77	115,645.77	110,833.60	66,002.00	120,145.79	3.9%
10111 BONUS	761.52	1,346.00	1,346.00	1,345.92	762.00	1,387.00	3.0%
10120 WAGES	29,270.13	35,520.99	35,520.99	34,386.39	14,345.00	36,592.19	3.0%
10121 BONUS	510.24	410.00	410.00	136.64	510.00	422.00	2.9%
10140 OVERTIME	1,110.88	4,000.00	.00	.00	4,000.00	4,000.00	.0%
10210 FICA	8,746.08	12,870.00	11,620.00	11,051.30	10,351.00	13,271.00	14.2%
10220 RETIREMENT	7,353.92	10,323.00	24,341.00	31,041.58	7,804.00	13,277.00	-45.5%
10230 HOSPITALIZATION	15,285.88	25,809.00	23,825.00	23,824.96	18,951.50	21,504.96	-9.7%
10233 LIFE INSURANCE	192.48	297.36	297.36	297.21	216.35	324.00	9.0%
10236 DENTAL INSURANCE	447.36	672.00	672.00	615.12	807.60	671.04	-.1%
10240 WORKERS COMPENSA	191.07	454.00	194.00	191.73	320.00	341.00	75.8%
10 PERSONAL SERVICES	149,903.16	208,348.12	213,872.12	213,724.45	124,069.45	211,935.98	-.9%
<u>30 OPERATING EXPENSES</u>							
30320 AUDIT FEES	11,750.00	13,250.00	11,750.00	11,750.00	8,750.00	14,900.00	26.8%
30400 TRAVEL/PER DIEM	2,560.37	5,070.00	2,070.00	1,188.95	4,320.00	6,720.00	224.6%
30410 COMMUNICATIONS	.00	480.00	.00	.00	480.00	480.00	.0%
30420 POSTAGE	879.11	1,200.00	1,200.00	1,701.18	1,200.00	1,200.00	.0%
30450 INSURANCE	8,626.68	8,627.00	8,627.00	8,687.32	8,852.00	8,688.00	.7%
30463 EQUIPMENT REPAIR	100.00	750.00	750.00	.09	750.00	750.00	.0%
30465 SERVICE CONTRACT	1,665.98	6,000.00	1,716.00	1,715.95	6,000.00	6,100.00	255.5%

PROJECTION: 2019 FY2019 BUDGET

FOR PERIOD 99

ACCOUNTS FOR:

001 GENERAL FUND	2017 ACTUAL	2018 ORIG BUD	2018 REVISED BUD	2018 ACTUAL	2018 PROJECTION	2019 ADOPTED	PCT CHANGE
30470 PRINTING & COPYI	1,297.40	1,985.00	1,635.00	1,817.29	1,985.00	1,985.00	21.4%
30490 MISC EXPENSE	.00	813.00	813.00	.00	813.00	813.00	.0%
30510 OFFICE SUPPLIES	3,782.61	4,100.00	3,300.00	2,424.07	4,100.00	4,100.00	24.2%
30520 SUPPLIES	.00	2,000.00	1,200.00	789.98	.00	500.00	-58.3%
30540 PROFESSIONAL BOO	.00	160.00	.00	.00	160.00	160.00	.0%
30542 TRAINING & EDUCA	635.00	1,940.00	750.00	400.00	1,940.00	1,940.00	158.7%
30544 MEMBERSHIPS	.00	265.00	265.00	211.00	265.00	265.00	.0%
30545 TUITION REIMBURS	.00	.00	.00	.00	.00	500.00	.0%
30 OPERATING EXPENSES	31,297.15	46,640.00	34,076.00	30,685.83	39,615.00	49,101.00	44.1%
<hr/>							
90 NON-OPERATING							
90990 CONTINGENCY FUND	.00	50,000.00	50,000.00	.00	62,669.76	3,045.35	-93.9%
90 NON-OPERATING	.00	50,000.00	50,000.00	.00	62,669.76	3,045.35	-93.9%
01513 FINANCE DEPARTME	181,200.31	304,988.12	297,948.12	244,410.28	226,354.21	264,082.33	-11.4%
TOTAL 001 GENERAL FUND	181,200.31	304,988.12	297,948.12	244,410.28	226,354.21	264,082.33	-11.4%
GRAND TOTAL	181,200.31	304,988.12	297,948.12	244,410.28	226,354.21	264,082.33	-11.4%

** END OF REPORT - Generated by Sue Parker **

PROJECTION: 2019 FY2019 BUDGET

ACCOUNTS FOR:
001 GENERAL FUND

VENDOR	QUANTITY	UNIT COST	2019	ADOPTED
01513 FINANCE DEPARTMENT				
<u>10 PERSONAL SERVICES</u>				
01513	10110 - SALARY			120,145.79 *
	FINANCE DIRECTOR			72,156.03
	\$34.69 X 2080 HOURS (JR)	1.00	72,156.03	
	DEPUTY FINANCE (SP)			47,989.76
	\$23.07/HR X 2080 HOURS	1.00	47,989.76	
TOTAL 10110 SALARY				
01513	10111 - BONUS			120,145.79
	X-MAS BONUS 3 X 8 HOUR DAY CT	1.00	1,387.00	1,387.00 *
TOTAL 10111 BONUS				
01513	10120 - WAGES			1,387.00
	SENIOR FINANCE SPECIALIST (GB)			36,592.19 *
	\$17.59/HOUR 2080 HOURS	1.00	36,592.19	
	FINANCE/UT CLERK (RE)			.00
	BUDGETED IN UTILITY WATER	1.00	.00	.00
	FINANCE/UT CLERK (PP)			.00
	BUDGETED IN UTILITY WATER	1.00	.00	.00
TOTAL 10120 WAGES				
01513	10121 - BONUS			36,592.19
	X-MAS BONUS 3 X 8 HOUR DAY	1.00	422.00	422.00 *
TOTAL 10121 BONUS				
01513	10140 - OVERTIME			422.00
	OVERTIME	1.00	4,000.00	4,000.00 *

PROJECTION: 2019 FY2019 BUDGET

ACCOUNTS FOR:
 001 GENERAL FUND

	VENDOR	QUANTITY	UNIT COST	2019	ADOPTED
TOTAL 10140 OVERTIME					4,000.00
01513 10210 - FICA		1.00	13,271.00		13,271.00 *
WAGES X .0765					13,271.00
TOTAL 10210 FICA					13,271.00
01513 10220 - RETIREMENT		1.00	13,277.00		13,277.00 *
WAGES X .05 ICMA					13,277.00
WAGES X .0826 FRS					13,277.00
TOTAL 10220 RETIREMENT					13,277.00
01513 10230 - HOSPITALIZATION		3.00	7,168.32		21,504.96 *
3 FT @ \$597.36/MTH =					21,504.96
\$7168.32/YR					
TOTAL 10230 HOSPITALIZATION					21,504.96
01513 10233 - LIFE INSURANCE		3.00	108.00		324.00 *
3 @ \$9.00/MTH = \$108/YR					324.00
TOTAL 10233 LIFE INSURANCE					324.00
01513 10236 - DENTAL INSURANCE		3.00	223.68		671.04 *
3 @ \$18.64/MTH = \$223.68/YR					671.04
TOTAL 10236 DENTAL INSURANCE					671.04
01513 10240 - WORKERS COMPENSATION		1.00	341.00		341.00 *
WAGES X RISK CODE					341.00
TOTAL 10240 WORKERS COMPENSATION					341.00
TOTAL 10 PERSONAL SERVICES					211,935.98
30 OPERATING EXPENSES					
01513 30320 - AUDIT FEES		.50	29,800.00		14,900.00 *
HALF AUDIT EXPENSE (\$24,000)					14,900.00

PROJECTION: 2019 FY2019 BUDGET

ACCOUNTS FOR:
 001 GENERAL FUND

CAFR
 SINGLE AUDIT (\$5300)
 HALF ANNUAL FINANCE RPT/AFR
 (\$500)

VENDOR QUANTITY UNIT COST 2019 ADOPTED

TOTAL 30320 AUDIT FEES					14,900.00
01513	30400 - TRAVEL/PER DIEM				6,720.00 *
	FGFOA ANNUAL CONFERENCE - JUNE/NOV FINANCE STAFF TRAINING (TRAVEL, HOTEL) FGFOA CHAPTER MEETING (2-JR, SP, GB)	4.00	1,000.00		4,000.00
	CC & FO MEETING/LUNCHEON @\$10 LEAGUE OF CITIES SPONSORS NIGHT	12.00	10.00		120.00
	FGFOA ANNUAL CONFERENCE - JUNE/NOV FINANCE STAFF TRAINING PER DIEM (2-JR, SP, GB)	4.00	400.00		1,600.00
	MILEAGE (2-JR, SP, GB)	4.00	250.00		1,000.00
TOTAL 30400 TRAVEL/PER DIEM					6,720.00
01513	30410 - COMMUNICATIONS				480.00 **
	VERIZON	12.00	40.00		480.00
TOTAL 30410 COMMUNICATIONS					480.00
01513	30420 - POSTAGE				1,200.00 **
	PURCHASE ORDERS A/P CHECKS VENDOR MAILINGS W-2'S 1099'S CAFR'S	1.00	1,200.00		1,200.00

PROJECTION: 2019 FY2019 BUDGET

ACCOUNTS FOR:
 001 GENERAL FUND

	VENDOR	QUANTITY	UNIT COST	2019	ADOPTED
TOTAL 30420 POSTAGE					1,200.00
01513 30450 - INSURANCE		1.00	8,688.00		8,688.00 *
LIABILITY/PROPERTY/PUBLIC OFFICIALS					8,688.00
TOTAL 30450 INSURANCE					8,688.00
01513 30463 - EQUIPMENT REPAIRS/MAINT		1.00	250.00		750.00 *
(4) ADDING MACHINES, (3) PRINTERS		1.00	500.00		250.00
MMD					
TOTAL 30463 EQUIPMENT REPAIRS/MAINT					750.00
01513 30465 - SERVICE CONTRACTS		1.00	3,300.00		6,100.00 *
PC SUPPORT MMD		1.00	1,800.00		3,300.00
SMS (SENSUS METERING SYSTEM)		1.00	1,000.00		1,800.00
RENEW ANTIVIRUS MICROTREND		1.00	1,000.00		1,000.00
TOTAL 30465 SERVICE CONTRACTS					6,100.00
01513 30470 - PRINTING & COPYING		1.00	350.00		1,985.00 *
GENERAL FUND CHECKS		1.00	330.00		350.00
PAYROLL CHECKS		6.00	25.00		330.00
LOGO WINDOW ENVELOPES @ \$25/BOX		1.00	70.00		150.00
LETTERHEAD STATIONARY @ \$70/BOX		1.00	60.00		70.00
LOGO ENVELOPES @ \$60/BOX		1.00	25.00		60.00
BUSINESS CARDS		1.00	350.00		25.00
CAFR COVERS W/ DIVIDERS		1.00	200.00		350.00
COFP RECEIPT BOOKS		1.00	450.00		200.00
BUDGET INDEXES & TABS		1.00	450.00		450.00

PROJECTION: 2019 FY2019 BUDGET

ACCOUNTS FOR:
 001 GENERAL FUND

	VENDOR	QUANTITY	UNIT COST	2019	ADOPTED
TOTAL 30470 PRINTING & COPYING					1,985.00
01513 30490 - MISC EXPENSE					813.00 *
SBOA ADMINISTRATION FEES		1.00	284.00		284.00
GFOA CERTIFICATE REVIEW FEE		1.00	400.00		400.00
VPN - 3 LICENSES		3.00	43.00		129.00
TOTAL 30490 MISC EXPENSE					813.00
01513 30510 - OFFICE SUPPLIES					4,100.00 *
DATA TABS FOR CAFR, BUDGET BOOKS - 4 - BOXES		1.00	2,500.00		2,500.00
4 COLOR TONERS FOR B&Z, (2012, 2014, 2016, 2018) B&Z (2013, 2015, 2017, 2019)		4.00	400.00		1,600.00
TOTAL 30510 OFFICE SUPPLIES					4,100.00 *
01513 30520 - SUPPLIES					500.00 *
REPLACEMENT PRINTER		1.00	500.00		500.00
TOTAL 30520 SUPPLIES					500.00
01513 30540 - PROFESSIONAL BOOKS					160.00 *
GOVT GAAP GUIDE GAAFR GOVT ACCT, AUDIT, FIN RPTG		1.00	160.00		160.00
TOTAL 30540 PROFESSIONAL BOOKS					160.00
01513 30542 - TRAINING & EDUCATION					1,940.00 *
FGOA ADVANCED INSTITUTE NOVEMBER X 2		4.00	360.00		1,440.00
FGOA ANNUAL CONFERENCE JUNE X 2		1.00	500.00		500.00
WEBX ON SITE MUNIS MUNIS USER CONFERENCE FINANCE STAFF TRAINING					

PROJECTION: 2019 FY2019 BUDGET

ACCOUNTS FOR:
 001 GENERAL FUND

	VENDOR	QUANTITY	UNIT COST	2019	ADOPTED
TOTAL 30542 TRAINING & EDUCATION					1,940.00
01513 30544 - MEMBERSHIPS					265.00 *
		3.00	35.00		105.00
FGFOA					
GFOA		1.00	160.00		160.00
TOTAL 30544 MEMBERSHIPS					265.00
01513 30545 - TUITION REIMBURSEMENT					500.00 *
EXCEL COURSES		1.00	500.00		500.00
TOTAL 30545 TUITION REIMBURSEMENT					500.00
TOTAL 30 OPERATING EXPENSES					49,101.00
90 NON-OPERATING					
01513 90990 - CONTINGENCY FINANCE					3,045.35 *
UNEXPECTED COSTS REMOVED FOR RBR		1.00	3,045.35		3,045.35
TOTAL 90990 CONTINGENCY FUND					3,045.35
TOTAL 90 NON-OPERATING					3,045.35
TOTAL 01513 FINANCE DEPARTMENT					264,082.33
TOTAL 001 GENERAL FUND					264,082.33
GRAND TOTAL					264,082.33

** END OF REPORT - Generated by Sue Parker **

09/25/2018 10:38
808spark

CITY OF FRUITLAND PARK
NEXT YEAR / CURRENT YEAR BUDGET ANALYSIS

P 1
bgnyrpts

PROJECTION: 2019 FY2019 BUDGET

FOR PERIOD 99

ACCOUNTS FOR:

001 GENERAL FUND	2017 ACTUAL	2018 ORIG BUD	2018 REVISED BUD	2018 ACTUAL	2018 PROJECTION	2019 ADOPTED	PCT CHANGE
<u>01514 LEGAL COUNSEL</u>							
<u>30 OPERATING EXPENSES</u>							
30310 LEGAL FEES	65,029.07	72,000.00	69,809.00	68,452.46	72,000.00	72,000.00	3.1%
30492 LEGAL ADVERTISIN	10,092.28	10,000.00	10,000.00	12,272.10	10,000.00	11,500.00	15.0%
30497 RECORDING/FILING	108.99	400.00	400.00	521.77	400.00	900.00	125.0%
30498 INS RPR/CLAIM/SE	.00	.00	45,000.00	45,000.00	.00	.00	-100.0%
30 OPERATING EXPENSES	75,230.34	82,400.00	125,209.00	126,246.33	82,400.00	84,400.00	-32.6%
01514 LEGAL COUNSEL	75,230.34	82,400.00	125,209.00	126,246.33	82,400.00	84,400.00	-32.6%
TOTAL 001 GENERAL FUND	75,230.34	82,400.00	125,209.00	126,246.33	82,400.00	84,400.00	-32.6%
GRAND TOTAL	75,230.34	82,400.00	125,209.00	126,246.33	82,400.00	84,400.00	-32.6%

** END OF REPORT - Generated by Sue Parker **

09/25/2018 10:38
808spark

CITY OF FRUITLAND PARK
NEXT YEAR BUDGET DETAIL REPORT

P 1
bgnyrpts

PROJECTION: 2019 FY2019 BUDGET

ACCOUNTS FOR:
001 GENERAL FUND

01514 LEGAL COUNSEL
30 OPERATING EXPENSES

01514 30310 - LEGAL FEES

CITY ATTORNEY ANN GERACI-CARVER
DOTTY GREEN - LATHAM SHUKER
EDEN

VENDOR	QUANTITY	UNIT COST	2019	ADOPTED
	12.00	6,000.00		72,000.00 *
				72,000.00

TOTAL 30310 LEGAL FEES
01514 30492 - LEGAL ADVERTISING

LARGE & SMALL SCALE
COMPREHENSIVE PLAN/MISC
ORDINANCES/BUDGET/LOCAL
PLANNING AGENCY ADS, ANNEXATION

1.00	11,500.00		11,500.00 *
			11,500.00

TOTAL 30492 LEGAL ADVERTISING
01514 30497 - RECORDING FEES

ANNEXATION

1.00	900.00		11,500.00
			900.00 *
			900.00

TOTAL 30497 RECORDING/FILING FEES
TOTAL 30 OPERATING EXPENSES
TOTAL 01514 LEGAL COUNSEL
TOTAL 001 GENERAL FUND

900.00
84,400.00
84,400.00
84,400.00

GRAND TOTAL

84,400.00

** END OF REPORT - Generated by Sue Parker **

PROJECTION: 2019 FY2019 BUDGET

FOR PERIOD 99

ACCOUNTS FOR:

001 GENERAL FUND	2017 ACTUAL	2018 ORIG BUD	2018 REVISED BUD	2018 ACTUAL	2018 PROJECTION	2019 ADOPTED	PCT CHANGE
<u>01519 OTHER GEN GOVT SERVICES</u>							
<u>10 PERSONAL SERVICES</u>							
10120 WAGES	21,600.15	24,980.38	980.38	276.00	24,251.97	.00	-100.0%
10121 BONUS	279.84	288.00	288.00	.00	280.00	.00	-100.0%
10140 OVERTIME	.00	500.00	500.00	.00	500.00	.00	-100.0%
10210 FICA	1,618.95	2,125.00	22.00	21.11	2,057.00	.00	-100.0%
10220 RETIREMENT	1,641.79	2,018.00	18.00	.00	1,862.00	.00	-100.0%
10230 HOSPITALIZATION	7,829.28	8,603.00	717.00	695.83	.00	.00	-100.0%
10233 LIFE INSURANCE	96.06	99.12	9.12	9.00	.00	.00	-100.0%
10236 DENTAL INSURANCE	223.68	224.00	19.00	18.64	.00	.00	-100.0%
10240 WORKERS COMPENSA	706.45	1,502.00	319.00	160.66	1,269.00	.00	-100.0%
10250 UNEMPLOYMENT COM	3,300.00	6,000.00	11,000.00	3,072.00	6,000.00	6,000.00	-45.5%
10 PERSONAL SERVICES	37,296.20	46,339.50	13,872.50	4,253.24	36,219.97	6,000.00	-56.7%
<u>30 OPERATING EXPENSES</u>							
30310 LEGAL FEES	5,000.00	.00	.00	.00	.00	.00	.0%
30313 PROFESSIONAL FEE	5,305.00	6,450.00	6,450.00	8,410.13	6,450.00	8,490.00	31.6%
30340 CONTRACTUAL SERV	19,152.75	12,000.00	42,000.00	46,487.03	8,120.00	95,264.50	126.8%
30344 BANK FEES/SERVIC	704.20	600.00	600.00	49.80	600.00	600.00	.0%
30410 COMMUNICATIONS	14,424.60	17,680.00	17,680.00	14,598.47	17,680.00	17,680.00	.0%
30420 POSTAGE	.00	50.00	50.00	.00	50.00	50.00	.0%
30430 ELECTRIC	21,357.01	26,400.00	23,400.00	19,267.34	26,400.00	26,400.00	12.8%
30431 WATER	10,974.97	8,160.00	8,160.00	8,199.49	8,160.00	12,000.00	47.1%

PROJECTION: 2019 FY2019 BUDGET

FOR PERIOD 99

ACCOUNTS FOR:

001 GENERAL FUND	2017 ACTUAL	2018 ORIG BUD	2018 REVISED BUD	2018 ACTUAL	2018 PROJECTION	2019 ADOPTED	PCT CHANGE
30440 RENTAL OF EQUIPM	3,098.28	3,660.00	3,660.00	4,242.84	3,660.00	3,660.00	.0%
30450 INSURANCE	28,164.40	28,165.00	28,165.00	28,361.92	28,900.00	28,364.00	.7%
30462 VEHICLE REPAIRS/	215.47	1,000.00	.00	.00	.00	.00	.0%
30463 EQUIPMENT REPAIR	860.24	1,224.00	1,224.00	839.76	1,224.00	1,224.00	.0%
30464 FACILITIES REPAI	20,773.69	45,000.00	39,771.00	20,175.49	45,000.00	45,000.00	13.1%
30470 PRINTING & COPYI	1,223.21	500.00	500.00	613.99	500.00	500.00	.0%
30480 ADVERTISING	7,442.22	1,800.00	1,800.00	2,567.15	1,800.00	1,800.00	.0%
30481 GOODWILL	12,376.89	13,200.00	15,300.00	13,695.09	11,500.00	18,700.00	22.2%
30491 REDEVELOPMENT TA	89,888.00	96,713.34	96,713.34	96,745.00	89,888.00	137,177.61	41.8%
30510 OFFICE SUPPLIES	1,602.32	2,800.00	2,800.00	3,936.09	2,800.00	2,800.00	.0%
30520 SUPPLIES	4,146.91	10,500.00	12,045.00	12,600.88	5,500.00	13,000.00	7.9%
30521 UNIFORMS	76.37	545.00	.00	.00	.00	.00	.0%
30522 FUEL	259.87	500.00	500.00	97.89	500.00	500.00	.0%
30 OPERATING EXPENSES	247,046.40	276,947.34	300,818.34	280,888.36	258,732.00	413,210.11	37.4%
<hr/>							
60 CAPITAL OUTLAY							
60640 EQUIPMENT PURCHA	.00	.00	.00	.00	.00	30,000.00	.0%
60 CAPITAL OUTLAY	.00	.00	.00	.00	.00	30,000.00	.0%
01519 OTHER GEN GOVT S	284,342.60	323,286.84	314,690.84	285,141.60	294,951.97	449,210.11	42.7%
TOTAL 001 GENERAL FUND	284,342.60	323,286.84	314,690.84	285,141.60	294,951.97	449,210.11	42.7%
GRAND TOTAL	284,342.60	323,286.84	314,690.84	285,141.60	294,951.97	449,210.11	42.7%

** END OF REPORT - Generated by Sue Parker **

PROJECTION: 2019 FY2019 BUDGET

ACCOUNTS FOR:
 001 GENERAL FUND

	VENDOR	QUANTITY	UNIT COST	2019	ADOPTED
TOTAL 10120 WAGES					.00
01519 10250 - UNEMPLOYMENT COMPENSATION		1.00	6,000.00		6,000.00 *
UNEMPLOYMENT					6,000.00
TOTAL 10250 UNEMPLOYMENT COMPENSATION					6,000.00
TOTAL 10 PERSONAL SERVICES					6,000.00
30 OPERATING EXPENSES					
01519 30313 - PROFESSIONAL FEES					8,490.00 *
EMPLOYEE DRUG TESTS & PHYSICAL EXAMS (FT, PT, SEASONAL, VOLUNTEER)		12.00	250.00		3,000.00
RANDOM ALCOHOL/DRUG TEST - CDL		12.00	95.00		1,140.00
HEPATITIS B (15 EMP X 3 SHOTS EACH) 90. X 15 = \$270.00		15.00	270.00		4,050.00
ACCURINT BACKGROUND CHECKS		10.00	30.00		300.00
TOTAL 30313 PROFESSIONAL FEES					8,490.00
01519 30340 - CONTRACTUAL SERVICES					95,264.50 *
PEST CONTROL (TERMINIX) - CITY BUILDINGS. PW MOVED \$672 TO 01541-30464		1.00	11,080.00		11,080.00
FIRE EXTINGUISHER INSPECTION/REFILL (ALL DEPT EXCEPT PD VEHICLES)					
FDLE BACKGROUND CHECKS, FINGERPRINT WEB MASTER NDT SPAM & VIRUS FILTER (MONTHLY)		12.00	160.00		1,920.00
TRUGREEN - LAWN MAINTENANCE MOVED LIBRARY \$672 TO 01571-30464		1.00	42,268.50		42,268.50
MUNIS ASP (APPLICATION SERVICE PROVIDER) ANNUAL RECURRING COST					

PROJECTION: 2019 FY2019 BUDGET

ACCOUNTS FOR:
 001 GENERAL FUND

	VENDOR	QUANTITY	UNIT COST	2019	ADOPTED
1/2 (ACCTG, GL, BUDGET, AP, POS, PAYROLL)		12.00	3,333.00		39,996.00
JANITOR SERVICE \$3333/MONTH					
TOTAL 30340 CONTRACTUAL SERVICES					95,264.50
01519 30344 - BANK FEES/SERVICE CHARGES		12.00	50.00		600.00 *
NSF FEES - REIMBURSED BY CUSTOMER					600.00
WIRE/ACH TRANSFER FEES					
TOTAL 30344 BANK FEES/SERVICE CHARGES					600.00
01519 30410 - COMMUNICATIONS		12.00	71.00		17,680.00 *
ST OF FL - L/S & L/D		12.00	15.00		852.00
VERIZON TABLETS/PHONES		1.00	1,000.00		180.00
PHONE SYSTEM MAINTENANCE		12.00	324.00		1,000.00
COMCAST - FAX/ INTERNET, CABLE		12.00	980.00		3,888.00
COMCAST RENTAL & SERVICE - PHONES					11,760.00
TOTAL 30410 COMMUNICATIONS					17,680.00
01519 30420 - POSTAGE		1.00	50.00		50.00 *
					50.00
TOTAL 30420 POSTAGE					50.00
01519 30430 - ELECTRIC		12.00	2,200.00		26,400.00 *
CITY HALL, MAINTENANCE SHOP PER MONTH					26,400.00

PROJECTION: 2019 FY2019 BUDGET

ACCOUNTS FOR:
 001 GENERAL FUND

	VENDOR	QUANTITY	UNIT COST	2019	ADOPTED
TOTAL 30430 ELECTRIC					26,400.00
01519 30431 - WATER					12,000.00 *
CITY HALL, CH IRRIGATION		12.00	1,000.00		12,000.00
TOTAL 30431 WATER					12,000.00
01519 30440 - RENTAL OF EQUIPMENT					3,660.00 *
CITY HALL COPIER - COMMERCIAL LEASING		12.00	250.00		3,000.00
POSTAGE MACHINE RENTAL QTRLY		4.00	165.00		660.00
TOTAL 30440 RENTAL OF EQUIPMENT					3,660.00
01519 30450 - INSURANCE					28,364.00 *
LIABILITY/PROPERTY/PUBLIC OFF & AUTO - QTRLY		1.00	28,364.00		28,364.00
TOTAL 30450 INSURANCE					28,364.00
01519 30463 - EQUIPMENT REPAIRS/MAINT					1,224.00 *
MAINTENANCE CITY HALL COPIER		1.00	1,224.00		1,224.00
TOTAL 30463 EQUIPMENT REPAIRS/MAINT					1,224.00
01519 30464 - FACILITIES REPAIRS/MAINT					45,000.00 *
CITY HALL COMPLEX - MISC REPAIR		1.00	6,320.00		6,320.00
BI-ANNUAL A/C SERVICE		2.00	3,500.00		7,000.00
AIR FILTERS, CHANGE TO HEPA		6.00	280.00		1,680.00
REPLACE CITY HALL A/C		1.00	30,000.00		30,000.00

PROJECTION: 2019 FY2019 BUDGET

ACCOUNTS FOR:
 001 GENERAL FUND

	VENDOR	QUANTITY	UNIT COST	2019	ADOPTED
TOTAL 30464 FACILITIES REPAIRS/MAINT					45,000.00
01519 30470 - PRINTING		2.00	250.00		500.00 *
					500.00
					(2) NEWSLETTER (MAILED W BILLS)
TOTAL 30470 PRINTING & COPYING					500.00
01519 30480 - ADVERTISING		1.00	1,500.00		1,800.00 *
		1.00	300.00		1,500.00
					EMPLOYMENT
					AD FOR FRUITLAND PARK CLEAN UP DAY
TOTAL 30480 ADVERTISING					1,800.00
01519 30481 - GOODWILL		1.00	9,000.00		18,700.00 *
					9,000.00
					EMPLOYEE XMAS PARTY GIFTS AND PRIZES
		1.00	500.00		500.00
		1.00	2,000.00		2,000.00
					FLOWERS, PLAQUES, CARDS, MISC
		1.00	600.00		600.00
		1.00	1,100.00		1,100.00
					EMPLOYEE CLASSES REIMBURSEMENTS / FP SCHOLARSHIP
					FOOD FOR WORKSHOPS
					EMPLOYEE/VOLUNTEER/SPONSOR PICNIC
		1.00	500.00		500.00
		1.00	5,000.00		5,000.00
					TEACHER APPRECIATION WEEK
					EMPLOYEE APPRECIATION & SAFETY DAY, GOVT DAY, FP DAY
TOTAL 30481 GOODWILL					18,700.00
01519 30491 - REDEVELOPMENT TAXES		1.00	120,257.45		137,177.61 *
					120,257.45
					CITY 00F1 REDEVELOPMENT CRA 00F1 MILLAGE 3.9863 INCREASE OVER BASE YEAR \$31,755,460
		1.00	16,920.16		16,920.16
					MUST EQUAL 20001-33901

PROJECTION: 2019 FY2019 BUDGET

ACCOUNTS FOR:
 001 GENERAL FUND

CITY 00F2 REDEVELOPMENT
 CRA 00F2 MILLAGE 3,9863
 INCREASE OVER BASE YEAR
 \$4,467,977

MUST EQUAL 20001-33901

VENDOR QUANTITY UNIT COST 2019 ADOPTED

TOTAL 30491 REDEVELOPMENT TAXES 137,177.61
 01519 30510 - OFFICE SUPPLIES 2,800.00 *
 COPY PAPER - ALL DEPARTMENTS - 1.00 2,800.00 2,800.00
 48 CASES, FAX MACHINE TONER &
 DRUM

TOTAL 30510 OFFICE SUPPLIES 2,800.00
 01519 30520 - SUPPLIES 13,000.00 *
 CLEANING SUPPLIES - ALL 1.00 7,500.00 7,500.00
 DEPARTMENTS (EXCEPT POOL)
 NEW LIBRARY & COMMUNITY CTR
 OPERATING SUPPLIES 1.00 500.00 500.00
 CHRISTMAS DECORATIONS 1.00 5,000.00 5,000.00

TOTAL 30520 SUPPLIES 13,000.00
 01519 30522 - FUEL 500.00 *
 2018 KIA. 1.00 500.00 500.00

TOTAL 30522 FUEL 500.00
 TOTAL 30 OPERATING EXPENSES 413,210.11

60 CAPITAL OUTLAY
 01519 60640 - EQUIPMENT PURCHASES 30,000.00 *
 ANNUAL PPMT REPLACEMENT RADIOS 1.00 30,000.00 30,000.00
 \$10,000 BUDGETED IN FIRE

TOTAL 60640 EQUIPMENT PURCHASES 30,000.00
 TOTAL 60 CAPITAL OUTLAY 30,000.00
 TOTAL 01519 OTHER GEN GOVT SERVICES 449,210.11

09/25/2018 10:40 | CITY OF FRUITLAND PARK
808spark | NEXT YEAR BUDGET DETAIL REPORT

| P 6
| bgnyrpts

PROJECTION: 2019 FY2019 BUDGET

ACCOUNTS FOR:

001 GENERAL FUND
TOTAL 001 GENERAL FUND

VENDOR	QUANTITY	UNIT COST	2019	ADOPTED
				449,210.11
GRAND TOTAL				449,210.11

** END OF REPORT - Generated by Sue Parker **

PROJECTION: 2019 FY2019 BUDGET

FOR PERIOD 99

ACCOUNTS FOR:

001 GENERAL FUND	2017 ACTUAL	2018 ORIG BUD	2018 REVISED BUD	2018 ACTUAL	2018 PROJECTION	2019 ADOPTED	PCT CHANGE
<u>01521 LAW ENFORCEMENT</u>							
<u>10 PERSONAL SERVICES</u>							
10110 SALARY	175,693.11	147,999.00	147,999.00	145,035.54	121,659.40	154,511.76	4.4%
10111 BONUS	2,100.00	1,707.68	1,707.68	1,707.60	2,073.95	1,782.83	4.4%
10120 WAGES	529,070.57	691,509.48	704,613.48	671,344.69	.00	811,414.74	15.2%
10121 BONUS	5,294.67	8,072.00	8,072.00	6,101.13	5,677.00	9,212.00	14.1%
10122 SCHOOL CROSSING	20,840.24	27,938.40	27,938.40	25,722.43	22,289.20	28,765.84	3.0%
10135 RESERVE OTHER WA	3,260.30	30,000.00	12,000.00	10,146.95	26,000.00	30,000.00	150.0%
10140 OVERTIME	47,425.82	35,000.00	40,000.00	39,189.62	23,000.00	40,000.00	.0%
10150 INCENTIVE PAY	9,765.86	25,920.00	15,920.00	14,406.39	21,600.00	29,520.00	85.4%
10151 HOLIDAY PAY	32,763.97	46,154.33	42,474.33	40,956.21	37,105.67	54,084.00	27.3%
10155 UNIFORM ALLOWANC	7,625.00	9,000.00	9,125.00	9,625.00	7,500.00	10,250.00	12.3%
10210 FICA	61,074.90	94,816.00	93,331.00	69,905.15	78,149.00	108,382.00	16.1%
10220 RETIREMENT	143,701.90	216,088.00	224,629.00	222,099.87	171,917.00	265,703.00	18.3%
10230 HOSPITALIZATION	107,462.37	163,457.00	143,975.00	142,522.72	125,299.20	154,118.88	7.0%
10233 LIFE INSURANCE	1,452.04	1,883.28	1,916.28	1,971.00	1,430.40	2,322.00	21.2%
10236 DENTAL INSURANCE	3,038.32	4,256.00	4,331.00	3,910.59	5,339.52	4,809.12	11.0%
10240 WORKERS COMPENSA	17,285.81	50,159.00	22,296.00	21,655.33	36,208.00	43,479.00	95.0%
10 PERSONAL SERVICES	1,167,854.88	1,553,960.17	1,500,328.17	1,426,300.22	685,248.34	1,748,355.17	16.5%
<u>30 OPERATING EXPENSES</u>							
30313 PROFESSIONAL FEE	2,262.66	9,200.00	9,200.00	5,227.11	1,500.00	10,100.00	9.8%
30340 CONTRACTUAL SERV	2,054.76	14,800.00	15,800.00	17,344.48	2,700.00	33,550.00	112.3%

PROJECTION: 2019 FY2019 BUDGET

FOR PERIOD 99

ACCOUNTS FOR:

001 GENERAL FUND	2017 ACTUAL	2018 ORIG BUD	2018 REVISED BUD	2018 ACTUAL	2018 PROJECTION	2019 ADOPTED	PCT CHANGE
30400 TRAVEL/PER DIEM	1,394.25	13,600.00	11,600.00	4,508.10	8,000.00	8,000.00	-31.0%
30410 COMMUNICATIONS	11,354.79	17,771.00	17,771.00	15,632.67	11,195.00	25,175.00	41.7%
30420 POSTAGE	157.92	450.00	450.00	344.71	450.00	450.00	.0%
30440 RENTAL OF EQUIPM	1,529.86	1,620.00	1,620.00	1,318.02	1,620.00	1,620.00	.0%
30443 LEASE PAYMENT	7,991.99	100.00	100.00	.00	100.00	100.00	.0%
30450 INSURANCE	64,021.04	66,022.00	66,022.00	66,483.64	63,208.00	69,484.00	5.2%
30461 RADIO REPAIRS/MA	5,914.94	8,040.00	8,040.00	5,765.74	6,040.00	10,040.00	24.9%
30462 VEHICLE REPAIRS/	16,873.21	17,500.00	19,500.00	21,100.07	15,000.00	20,000.00	2.6%
30463 EQUIPMENT REPAIR	5,146.89	9,960.00	7,960.00	4,609.22	6,460.00	12,460.00	56.5%
30464 FACILITIES REPAI	.00	500.00	500.00	36.06	500.00	500.00	.0%
30465 SERVICE CONTRACT	316.43	900.00	900.00	633.66	900.00	900.00	.0%
30470 PRINTING & COPYI	419.05	1,500.00	1,500.00	1,045.54	1,000.00	3,000.00	100.0%
30482 PD DONATIONS EXP	3,500.00	.00	6,800.00	6,636.00	.00	.00	-100.0%
30510 OFFICE SUPPLIES	2,847.30	3,000.00	3,000.00	1,586.35	3,000.00	3,000.00	.0%
30520 SUPPLIES	14,377.00	6,900.00	6,900.00	6,790.00	6,900.00	6,900.00	.0%
30521 UNIFORMS	10,839.61	13,000.00	12,464.00	10,552.63	10,400.00	15,400.00	23.6%
30522 FUEL	45,961.40	50,000.00	61,000.00	58,494.25	50,004.00	59,000.00	-3.3%
30524 PROMOTIONAL	3,820.87	3,500.00	3,500.00	2,223.74	3,500.00	3,500.00	.0%
30540 PROFESSIONAL BOO	288.00	700.00	700.00	511.69	700.00	700.00	.0%
30542 TRAINING & EDUCA	9,633.51	.00	6,600.00	6,509.72	.00	19,900.00	201.5%
30543 2ND DOLLAR TNG/P	5,538.96	6,800.00	1,000.00	1,694.16	3,300.00	1,593.00	59.3%
30544 MEMBERSHIPS	384.00	515.00	565.00	572.75	455.00	465.00	-17.7%

PROJECTION: 2019 FY2019 BUDGET

FOR PERIOD 99

ACCOUNTS FOR:

001 GENERAL FUND	2017 ACTUAL	2018 ORIG BUD	2018 REVISED BUD	2018 ACTUAL	2018 PROJECTION	2019 ADOPTED	PCT CHANGE
30545 TUITION REIMBURS	.00	.00	6,850.00	6,764.34	.00	11,600.00	69.3%
30 OPERATING EXPENSES	216,628.44	246,378.00	270,342.00	246,384.65	196,932.00	317,437.00	17.4%
<hr/>							
60 CAPITAL OUTLAY							
60640 EQUIPMENT PURCHA	18,174.13	3,600.00	1,403.00	1,402.99	1,400.00	9,700.00	591.4%
60643 EQUIP PURCH NONR	.00	1,000.00	.00	.00	1,000.00	1,000.00	.0%
60648 EQUIPMENT PURCHA	4,404.00	.00	.00	.00	.00	.00	.0%
60649 EQUIPMENT - VEHI	.00	90,000.00	87,650.00	87,600.44	.00	95,000.00	8.4%
60 CAPITAL OUTLAY	22,578.13	94,600.00	89,053.00	89,003.43	2,400.00	105,700.00	18.7%
<hr/>							
90 NON-OPERATING							
90990 CONTINGENCY FUND	.00	500.00	500.00	40.00	500.00	500.00	.0%
90 NON-OPERATING	.00	500.00	500.00	40.00	500.00	500.00	.0%
01521 LAW ENFORCEMENT	1,407,061.45	1,895,438.17	1,860,223.17	1,761,728.30	885,080.34	2,171,992.17	16.8%
TOTAL 001 GENERAL FUND	1,407,061.45	1,895,438.17	1,860,223.17	1,761,728.30	885,080.34	2,171,992.17	16.8%
GRAND TOTAL	1,407,061.45	1,895,438.17	1,860,223.17	1,761,728.30	885,080.34	2,171,992.17	16.8%

** END OF REPORT - Generated by Sue Parker **

PROJECTION: 2019 FY2019 BUDGET

ACCOUNTS FOR:
 001 GENERAL FUND

VENDOR QUANTITY UNIT COST 2019 ADOPTED

01521 LAW ENFORCEMENT
 10 PERSONAL SERVICES

01521	10110 - SALARY				154,511.76 *
	1- CHIEF (MFEWLESS) \$44.57/HR X 2080 HOURS	1.00	92,701.65		92,701.65
	2 - CAPTAIN (ELUCE) \$28.72/HR X 2080 HOURS	1.00	59,730.11		59,730.11
	\$4.93/HR RAISE LUCE REQUEST REDUCED TO \$1.00/	1.00	2,080.00		2,080.00

TOTAL 10110 SALARY					154,511.76
01521	10111 - BONUS				1,782.83 *
	X-MAS BONUS 3 X 8 HOURS DAY	1.00	1,782.83		1,782.83

TOTAL 10111 BONUS					1,782.83
01521	10120 - WAGES				811,414.74 *
	ADMIN ASST (KM) \$15.45/HR X 2080 HOURS	1.00	32,136.00		32,136.00
	3 - OFFICER SGT (DC) \$24.67/HR X 2184 HOURS	1.00	53,876.00		53,876.00
	4 -OFFICER SGT (DB) \$21.24/HR X 2184 HOURS	1.00	46,385.10		46,385.10
	5 - OFFICER SGT (HR) \$21.24/HR X 2184 HOURS	1.00	46,385.10		46,385.10
	6 - OFFICER (WH) \$19.23/HR X 2184 HOURS	1.00	41,998.54		41,998.54
	7 - OFFICER DETECTIVE (JH) \$18.81/HR X 2184 H	1.00	41,076.24		41,076.24
	8 - OFFICER (EM) \$18.81/HR X 2184 HOURS	1.00	41,076.24		41,076.24
	9 - OFFICER (RV) \$18.81/HR X 2184 HOURS	1.00	41,076.24		41,076.24
	10 - OFFICER (PS)	1.00	41,076.24		41,076.24

09/25/2018 10:41
808spark

CITY OF FRUITLAND PARK
NEXT YEAR BUDGET DETAIL REPORT

PROJECTION: 2019 FY2019 BUDGET

ACCOUNTS FOR:
001 GENERAL FUND

VENDOR	QUANTITY	UNIT COST	2019	ADOPTED
\$18.81/HR X 2184 HOURS	1.00	41,076.24		41,076.24
11 - OFFICER (BH) \$18.81/HR X 2184 HOURS	1.00	41,076.24		41,076.24
12 - OFFICER (SR) \$18.81/HR X 2184 HOURS	1.00	40,491.36		40,491.36
13 - OFFICER (KC) \$18.54/HR X 2184 HOURS	1.00	40,491.36		40,491.36
14 - OFFICER (HR) \$18.54/HR X 2184 HOURS	1.00	40,491.36		40,491.36
15 - OFFICER (MW) \$18.54/HR X 2184 HOURS	1.00	40,491.36		40,491.36
16 - OFFICER (BH) \$18.54/HR X 2184	1.00	40,491.36		40,491.36
17 - OFFICER (KF) (NEW 2018) \$18.54/HR X 2184	1.00	40,491.36		40,491.36
18 - OFFICER (JO-G) (NEW 2018) \$18.54/HR X 21	1.00	40,491.36		40,491.36
19 - OFFICER (ADDED 2018) \$18.54/HR X 2184 HO	1.00	40,491.36		40,491.36
20 - OFFICER (SRO) (NEW 2019) \$18.54/HR X 218	1.00	20,245.68		20,245.68
21 - OFFICER (1/2 NEW APR 2019) \$18.54/HR X				
TOTAL 10120 WAGES				811,414.74
01521 10121 - BONUS				9,212.00 *
X-MAS BONUS 3 X 12 HOUR DAY - OFFICERS	1.00	8,712.00		8,712.00
X-MAS BONUS \$100 EACH RESERVE	1.00	200.00		200.00
X-MAS BONUS \$50 EACH CROSSING GUARD	6.00	50.00		300.00

PROJECTION: 2019 FY2019 BUDGET

ACCOUNTS FOR:
001 GENERAL FUND

	VENDOR	QUANTITY	UNIT COST	2019	ADOPTED
TOTAL 10121 BONUS					9,212.00
01521 10122 - SCHOOL CROSSING WAGES					28,765.84 *
1 - GUARD (DE) \$12.84/HR X 400 HOURS		1.00	5,137.64		5,137.64
2 - GUARD (TMR) \$11.81/HR X 400 HOURS		1.00	4,725.64		4,725.64
3 - GUARD (DR) \$11.84/HR X 400 HOURS		1.00	4,725.64		4,725.64
4 - GUARD (GT) \$11.81/HR X 400 HOURS		1.00	4,725.64		4,725.64
5 - GUARD (IO) \$11.81/HR X 400 HOURS		1.00	4,725.64		4,725.64
6 - GUARD (WM) \$11.81/HR X 400 HOURS		1.00	4,725.64		4,725.64
TOTAL 10122 SCHOOL CROSSING WAGES					28,765.84
01521 10135 - RESERVE OTHER WAGES					30,000.00 *
RESERVE OFFICER WAGES		1.00	19,275.00		19,275.00
D OSWALD \$8.25/HR 1300 HRS		1.00	10,725.00		10,725.00
TOTAL 10135 RESERVE OTHER WAGES					30,000.00
01521 10140 - OVERTIME					40,000.00 *
OVERTIME		1.00	35,000.00		35,000.00
ADDTL OVERTIME		1.00	5,000.00		5,000.00
TOTAL 10140 OVERTIME					40,000.00
01521 10150 - INCENTIVE PAY					29,520.00 *
\$120/MTH = \$1440/YR X 20.5 OFFICERS		20.50	1,440.00		29,520.00

PROJECTION: 2019 FY2019 BUDGET

ACCOUNTS FOR:
 001 GENERAL FUND

	VENDOR	QUANTITY	UNIT COST	2019	ADOPTED
TOTAL 10150 INCENTIVE PAY					29,520.00
01521 10151 - HOLIDAY PAY		1.00	54,084.00		54,084.00 *
10 HOLIDAYS @ 12 HOURS X HRLY WAGE X 20.5 OFFICERS					
TOTAL 10151 HOLIDAY PAY					54,084.00
01521 10155 - UNIFORM ALLOWANCE		20.50	500.00		10,250.00 *
20.5 OFFICERS X \$500 EACH					
TOTAL 10155 UNIFORM ALLOWANCE					10,250.00
01521 10210 - FICA		1.00	108,382.00		108,382.00 *
WAGES X .0765					
TOTAL 10210 FICA					108,382.00
01521 10220 - RETIREMENT		1.00	265,703.00		265,703.00 *
WAGES X .2450 FRS					
TOTAL 10220 RETIREMENT					265,703.00
01521 10230 - HOSPITALIZATION		21.50	7,168.32		154,118.88 *
21.5 FT X \$597.36/MTH X 12 = \$7168.32YR					
TOTAL 10230 HOSPITALIZATION					154,118.88
01521 10233 - LIFE INSURANCE		21.50	108.00		2,322.00 *
21.5 FT X \$9.00/MTH X 12 = \$108/YR					

PROJECTION: 2019 FY2019 BUDGET

ACCOUNTS FOR:
001 GENERAL FUND

	VENDOR	QUANTITY	UNIT COST	2019	ADOPTED
TOTAL 10233 LIFE INSURANCE					2,322.00
01521 10236 - DENTAL INSURANCE		21.50	223.68		4,809.12 *
21.5 FT X \$18.64/MTH X 12 =					4,809.12
\$223.68/YR					
TOTAL 10236 DENTAL INSURANCE					4,809.12
01521 10240 - WORKERS COMPENSATION		1.00	43,479.00		43,479.00 *
WAGES X RISK CODE					43,479.00
TOTAL 10240 WORKERS COMPENSATION					43,479.00
TOTAL 10 PERSONAL SERVICES					1,748,355.17
30 OPERATING EXPENSES					
01521 30313 - PROFESSIONAL FEES		1.00	1,500.00		10,100.00 *
VET SERVICES					1,500.00
ANNUAL PHYSICALS (\$150.00 PER OFFICER)		24.00	150.00		3,600.00
PHYSICAL FOLLOW-UP		1.00	5,000.00		5,000.00
TOTAL 30313 PROFESSIONAL FEES					10,100.00
01521 30340 - CONTRACTUAL SERVICES		1.00	250.00		33,550.00 *
STAR SECURITY EVIDENCE ROOM					250.00
FINDER SOFTWARE		1.00	2,500.00		2,500.00
SOUTHERN SOFTWARE		1.00	3,800.00		3,800.00
SPILLMAN SOFTWARE		1.00	3,500.00		3,500.00
MMD SHARED 400/MT		1.00	6,000.00		6,000.00
SPILLMAN SOFTWARE - ARREST MODULE		1.00	16,500.00		16,500.00
ATS SIGNS - MAINTENANCE		1.00	1,000.00		1,000.00

PROJECTION: 2019 FY2019 BUDGET

ACCOUNTS FOR:
 001 GENERAL FUND

	VENDOR	QUANTITY	UNIT COST	2019	ADOPTED
TOTAL 30340 CONTRACTUAL SERVICES					33,550.00
01521 30400 - TRAVEL/PER DIEM					8,000.00 *
		10.00	20.00		200.00
CHIEF'S LUNCHEONS		1.00	200.00		200.00
LEAGUE LUNCHEONS/DINNERS		1.00	1,500.00		1,500.00
CHIEF CONFERENCES TALLAHASSEE		1.00	3,500.00		3,500.00
PER DIEM		2.00	1,300.00		2,600.00
CHIEF'S CONVENTION INCLUDING PER DIEM (2 X \$1300)					
TOTAL 30400 TRAVEL/PER DIEM					8,000.00
01521 30410 - COMMUNICATIONS					25,175.00 *
		12.00	160.00		1,920.00
HIGH SPEED INTERNET/FAX/TV COMCAST		1.00	195.00		195.00
INTERNET SERVICE - FIRE REPORTS		12.00	1,650.00		19,800.00
VERIZON WIRELESS		1.00	200.00		200.00
PHONE OVERAGES OTHER TAXES AND FEE/EQUIP		12.00	50.00		600.00
COMCAST EVIDENCE ROOM		12.00	205.00		2,460.00
COMCAST PHONES SPLIT \$9800.00 WITH POLICE/EXEC/FINANCE/B&Z					
TOTAL 30410 COMMUNICATIONS					25,175.00
01521 30420 - POSTAGE					450.00 *
POSTAGE		1.00	450.00		450.00
TOTAL 30420 POSTAGE					450.00
01521 30440 - RENTAL OF EQUIPMENT					1,620.00 *
COPIER @ \$125/MTH		12.00	135.00		1,620.00

PROJECTION: 2019 FY2019 BUDGET

ACCOUNTS FOR:
 001 GENERAL FUND

	VENDOR	QUANTITY	UNIT COST	2019	ADOPTED
TOTAL 30440 RENTAL OF EQUIPMENT					1,620.00
01521 30443 - LEASE PAYMENT OTHER		1.00	100.00		100.00 *
CISCO ANNUAL					100.00
TOTAL 30443 LEASE PAYMENT					100.00
01521 30450 - INSURANCE		1.00	69,484.00		69,484.00 *
LIABILITY/PROPERTY/PUBLIC OFFICIALS & AUTO					69,484.00
TOTAL 30450 INSURANCE					69,484.00 *
01521 30461 - RADIO REPAIRS/MAINT		1.00	1,250.00		10,040.00 *
MAINTENANCE OF PD BASE, MOBILE AND PORTABLES, INCLUDING BATTERIES					1,250.00
COUNTY MAINT REQUIRED		1.00	8,790.00		8,790.00
TOTAL 30461 RADIO REPAIRS/MAINT					10,040.00
01521 30462 - VEHICLE REPAIRS/MAINT		1.00	17,500.00		20,000.00 *
REPAIRS PATROL VEHICLES INCLUDING TIRES, TUNE-UPS, BRAKES, LIGHT BAR, 3 TRANSMISSIONS ETC...REDUCED					17,500.00
ADDITIONAL VEHICLES		1.00	2,500.00		2,500.00
TOTAL 30462 VEHICLE REPAIRS/MAINT					20,000.00
01521 30463 - EQUIPMENT R&M		2.00	3,030.00		12,460.00 *
RADAR CERTIFICATION 2X YR					6,060.00
VIDEO CAMERAS (22) & RADAR REPAIR		1.00	5,000.00		5,000.00
DUI SIMULATOR YEARLY CALIBRATION		4.00	125.00		500.00
INTOX REPAIR		1.00	900.00		900.00

PROJECTION: 2019 FY2019 BUDGET

ACCOUNTS FOR:
 001 GENERAL FUND

	VENDOR	QUANTITY	UNIT COST	2019	ADOPTED
TOTAL 30463 EQUIPMENT REPAIRS/MAINT					12,460.00
01521 30464 - FACILITIES REPAIRS/MAINT					500.00 *
MISC		1.00	500.00		500.00
TOTAL 30464 FACILITIES REPAIRS/MAINT					500.00
01521 30465 - SERVICE CONTRACTS					900.00 *
COPIER MAINTENANCE @ \$225/QTR (INCLUDES OVERAGE)		4.00	225.00		900.00
TOTAL 30465 SERVICE CONTRACTS					900.00
01521 30470 - PRINTING & COPYING					3,000.00 *
REPORT FORMS, BUSINESS CARDS		1.00	1,500.00		1,500.00
ADDITIONAL COST FOR PRINTING TO MEET ACCREDITATION STANDARDS		1.00	1,500.00		1,500.00
TOTAL 30470 PRINTING & COPYING					3,000.00
01521 30510 - OFFICE SUPPLIES					3,000.00 *
ALL OFFICE SUPPLIES		1.00	3,000.00		3,000.00
TOTAL 30510 OFFICE SUPPLIES					3,000.00
01521 30520 - SUPPLIES					6,900.00 *
PET SUPPLIES, FURNITURE SUPPLIES, MISC OPERATIONAL SUPPLIES		1.00	5,000.00		5,000.00
MMD BACKUP TAPES		1.00	1,900.00		1,900.00
TOTAL 30520 SUPPLIES					6,900.00
01521 30521 - UNIFORMS					15,400.00 *
UNIFORMS FOR FULL/PART-TIME OFFICERS (HATS, RAIN COATS REPLACE SHOES, BELTS & LEATHER GEAR)		1.00	10,400.00		10,400.00
NEW EMPLOYEES - VEST PLUS ALL		1.00	5,000.00		5,000.00

PROJECTION: 2019 FY2019 BUDGET

ACCOUNTS FOR:
 001 GENERAL FUND

		VENDOR	QUANTITY	UNIT COST	2019	ADOPTED
LEATHER GEAR.						
TOTAL 30521 UNIFORMS						15,400.00
01521	30522 - FUEL					59,000.00 *
	\$4167/MTH		1.00	50,000.00		50,000.00
	EXTRA - INCREASING THE FLEET BY UP TO 5 CARS.		1.00	9,000.00		9,000.00
TOTAL 30522 FUEL						59,000.00
01521	30524 - PROMOTIONAL					3,500.00 *
	CRIME WATCH AND SCHOOL PROGRAMS		1.00	500.00		500.00
	TABLE, TENT, AND PROMOTIONAL MATERIAL		1.00	3,000.00		3,000.00
TOTAL 30524 PROMOTIONAL						3,500.00
01521	30540 - PROFESSIONAL BOOKS					700.00 *
	LAW ENFORCEMENT HANDBOOKS		1.00	300.00		300.00
	FL STATUTES		1.00	400.00		400.00
TOTAL 30540 PROFESSIONAL BOOKS						700.00
01521	30542 - TRAINING & EDUCATION					19,900.00 *
	ADDITIONAL TRAINING		1.00	19,900.00		19,900.00
TOTAL 30542 TRAINING & EDUCATION						19,900.00
01521	30543 - 2ND DOLLAR TNG/POLICE ED FUND					1,593.00 *
	AMMUNITION - TRAINING, TASER CARTRIDGE & SUPPLIES		1.00	1,593.00		1,593.00

PROJECTION: 2019 FY2019 BUDGET

ACCOUNTS FOR:
 001 GENERAL FUND

	VENDOR	QUANTITY	UNIT COST	2019	ADOPTED
TOTAL 30543 2ND DOLLAR TNG/POLICE ED FUND					1,593.00
01521 30544 - MEMBERSHIPS					465.00 *
FLORIDA POLICE CHIEFS ASSOCIATION		1.00	150.00		150.00
WEST CENTRAL FL POLICE CHIEF ASSOCIATION		1.00	105.00		105.00
NORTH AMERICAN POLICE ASSOC K-9 1 X \$60		1.00	60.00		60.00
INTERNATIONAL ASSOC OF CHIEF		1.00	150.00		150.00
TOTAL 30544 MEMBERSHIPS					465.00
01521 30545 - TUITION REIMBURSEMENT					11,600.00 *
ESTIMATED 80 CREDIT HOURS @ \$145/PER HR		80.00	145.00		11,600.00
TOTAL 30545 TUITION REIMBURSEMENT					11,600.00
TOTAL 30 OPERATING EXPENSES					317,437.00
60 CAPITAL OUTLAY					
01521 60640 - EQUIPMENT PURCHASES					9,700.00 *
2 COMPUTERS PLUS SOFTWARE		2.00	1,000.00		2,000.00
2 NEW COMPUTERS REQST 6, ONLY 1.5 NEW OFFICERS		2.00	1,400.00		2,800.00
2 TAZAR REQST 6, ONLY 1.5 NEW OFFICERS		2.00	1,050.00		2,100.00
2 GLOCK 21 .45 CAL REQST 6, ONLY 1.5 NEW OFFICERS		2.00	500.00		1,000.00
2 MOSSBURG 930 SHOTGUN REQST 6, ONLY 1.5 NEW OFFICERS		2.00	900.00		1,800.00

PROJECTION: 2019 FY2019 BUDGET

ACCOUNTS FOR:
 001 GENERAL FUND

	VENDOR	QUANTITY	UNIT COST	2019	ADOPTED
TOTAL 60640 EQUIPMENT PURCHASES					9,700.00
01521 60643 - EQUIP PURCHASE NON REPAIRABLE		1.00	1,000.00		1,000.00 *
MISC EQUIPMENT REPLACEMENT DAMAGE- NON REPAIRABLE					1,000.00
TOTAL 60643 EQUIP PURCH NONREPAIRABLE					1,000.00
01521 60649 - EQUIPMENT - VEHICLES		2.00	47,500.00		95,000.00 *
PURCHASE 6 POLICE VEHICLES FOR NEW OFFICERS					95,000.00
REQST 6, ONLY 2 NEW OFFICERS - 2 MGR REV ALSO TAKE FROM POLICE IMPACT FEES 01001-38006					
TOTAL 60649 EQUIPMENT - VEHICLES					95,000.00
TOTAL 60 CAPITAL OUTLAY					105,700.00
90 NON-OPERATING					
01521 90990 - CONTINGENCY LAW ENF		1.00	500.00		500.00 *
ADDITIONAL MISC					500.00
TOTAL 90990 CONTINGENCY FUND					500.00
TOTAL 90 NON-OPERATING					500.00
TOTAL 01521 LAW ENFORCEMENT					2,171,992.17
TOTAL 001 GENERAL FUND					2,171,992.17
GRAND TOTAL					2,171,992.17

** END OF REPORT - Generated by Sue Parker **

PROJECTION: 2019 FY2019 BUDGET

FOR PERIOD 99

ACCOUNTS FOR:

001 GENERAL FUND	2017 ACTUAL	2018 ORIG BUD	2018 REVISED BUD	2018 ACTUAL	2018 PROJECTION	2019 ADOPTED	PCT CHANGE
<u>01522 FIRE CONTROL</u>							
<u>10 PERSONAL SERVICES</u>							
10120 WAGES	23,558.96	131,400.00	178,400.00	174,947.78	.00	192,720.00	8.0%
10121 BONUS	1,893.04	2,500.00	2,500.00	1,700.00	2,500.00	1,200.00	-52.0%
10132 STIPENDS- FIREFI	53,741.07	87,901.24	23,745.24	20,161.16	80,388.07	42,944.72	80.9%
10140 OVERTIME	954.00	.00	.00	.00	.00	.00	.0%
10210 FICA	6,125.95	16,973.00	16,973.00	15,055.39	6,728.00	18,123.00	6.8%
10220 RETIREMENT	2,686.98	4,396.00	4,396.00	1,008.05	4,280.00	2,151.00	-51.1%
10225 STATE FF RETIREM	14,048.54	16,901.00	16,901.00	13,359.20	16,901.00	15,435.00	-8.7%
10233 LIFE INSURANCE	.00	2,478.00	2,478.00	-4.51	2,235.00	1,296.00	-47.7%
10240 WORKERS COMPENSA	1,702.60	13,260.00	5,600.00	5,599.59	4,420.00	11,633.00	107.7%
10 PERSONAL SERVICES	104,711.14	275,809.24	250,993.24	231,826.66	117,452.07	285,502.72	13.7%
<u>30 OPERATING EXPENSES</u>							
30313 PROFESSIONAL FEE	1,645.00	5,643.75	5,643.75	1,495.00	5,375.00	5,643.75	.0%
30340 CONTRACTUAL SERV	7,261.65	5,060.00	5,060.00	4,512.16	3,720.00	5,735.00	13.3%
30345 CONTRACTUAL VILL	152,987.80	201,771.00	305,271.00	303,551.46	135,150.00	330,279.60	8.2%
30400 TRAVEL/PER DIEM	.00	260.00	260.00	178.20	250.00	260.00	.0%
30410 COMMUNICATIONS	5,742.58	6,534.00	8,728.00	8,016.58	4,034.00	13,392.00	53.4%
30420 POSTAGE	204.86	262.50	262.50	165.54	250.00	263.00	.2%
30430 ELECTRIC	7,378.96	9,891.00	9,891.00	6,893.31	9,891.00	9,891.00	.0%
30431 WATER	846.66	1,386.00	1,386.00	838.04	1,386.00	1,386.00	.0%
30440 RENTAL OF EQUIPM	.00	1,700.00	18.00	.00	1,700.00	1,700.00	9344.4%

PROJECTION: 2019 FY2019 BUDGET

FOR PERIOD 99

ACCOUNTS FOR:

001 GENERAL FUND	2017 ACTUAL	2018 ORIG BUD	2018 REVISED BUD	2018 ACTUAL	2018 PROJECTION	2019 ADOPTED	PCT CHANGE
30450 INSURANCE	26,741.80	27,307.00	32,303.00	32,302.92	25,506.00	30,700.00	-5.0%
30461 RADIO REPAIRS/MA	4,080.00	17,510.20	17,510.20	5,738.00	5,724.00	7,510.20	-57.1%
30462 VEHICLE REPAIRS/	14,221.92	22,000.00	24,403.00	14,403.20	6,000.00	16,000.00	-34.4%
30463 EQUIPMENT REPAIR	7,134.83	10,390.00	7,987.00	3,881.48	10,390.00	10,390.00	30.1%
30464 FACILITIES REPAI	6,590.31	3,150.00	3,150.00	2,262.84	3,000.00	3,150.00	.0%
30465 SERVICE CONTRACT	.00	210.00	210.00	68.34	210.00	210.00	.0%
30481 GOODWILL	243.76	210.00	213.00	213.35	200.00	310.00	45.5%
30490 MISC EXPENSE	23.49	210.00	210.00	31.57	200.00	600.00	185.7%
30510 OFFICE SUPPLIES	1,817.56	4,000.00	5,285.00	4,485.36	.00	896.00	-83.0%
30520 SUPPLIES	3,359.05	3,800.00	3,800.00	7,677.37	1,540.00	10,100.00	165.8%
30521 UNIFORMS	4,533.39	7,825.00	7,825.00	12,174.07	5,125.00	8,575.00	9.6%
30522 FUEL	4,011.78	9,650.00	9,650.00	6,676.61	9,500.00	9,560.00	-.9%
30524 PROMOTIONAL	3,965.00	1,300.00	1,300.00	824.77	950.00	1,200.00	-7.7%
30526 PROTECTIVE CLOTH	7,722.00	8,920.00	17,587.00	17,586.69	7,620.00	11,764.00	-33.1%
30540 PROFESSIONAL BOO	.00	1,000.00	1,000.00	.00	1,000.00	1,000.00	.0%
30541 SUBSCRIPTIONS	.00	130.00	130.00	45.00	130.00	130.00	.0%
30542 TRAINING & EDUCA	1,182.97	10,500.00	3,335.00	700.00	4,300.00	11,000.00	229.8%
30544 MEMBERSHIPS	175.00	585.00	585.00	280.00	410.00	585.00	.0%
30 OPERATING EXPENSES	261,870.37	361,205.45	473,003.45	435,001.86	243,561.00	492,230.55	4.1%
<hr/>							
60 CAPITAL OUTLAY							
60640 EQUIPMENT PURCHA	2,325.00	.00	.00	.00	.00	10,000.00	.0%
60649 EQUIPMENT - VEHI	.00	.00	.00	.00	.00	10,000.00	.0%
60 CAPITAL OUTLAY	2,325.00	.00	.00	.00	.00	20,000.00	.0%
01522 FIRE CONTROL	368,906.51	637,014.69	723,996.69	666,828.52	361,013.07	797,733.27	10.2%
TOTAL 001 GENERAL FUND	368,906.51	637,014.69	723,996.69	666,828.52	361,013.07	797,733.27	10.2%
GRAND TOTAL	368,906.51	637,014.69	723,996.69	666,828.52	361,013.07	797,733.27	10.2%

** END OF REPORT - Generated by Sue Parker **

PROJECTION: 2019 FY2019 BUDGET

ACCOUNTS FOR:
 001 GENERAL FUND

01522 FIRE CONTROL
 10 PERSONAL SERVICES
 01522 10120 - WAGES

VENDOR	QUANTITY	UNIT COST	2019	ADOPTED
	1.00	105,120.00		192,720.00 *
				105,120.00
FLEX 1 - FIREFIGHTERS - \$12.00/HR X 24 HRS X 365 DAYS				
	1.00	87,600.00		87,600.00
FLEX 2- FIREFIGHTERS - \$10.00/HR X 24 HRS X 3				
	.00	87,600.00		.00
FLEX 3- FIREFIGHTERS ADD TO ENG - \$10.00/HR X				
	.00	1,400.00		.00
HYDRANT TESTING				
REMOVE DO DURING WORK MGR RE				

TOTAL 10120 WAGES
 01522 10121 - BONUS

				192,720.00
	1.00	1,200.00		1,200.00 *
				1,200.00

X-MAS BONUS 17 X \$100 EACH

TOTAL 10121 BONUS
 01522 10132 - STIPENDS FIREFIGHTERS

7 FIREFIGHTERS
 @ \$259.33/MTH X12 = 3112
 (LUTTFRING, SPENCE, WILLIAMS,
 ROWINSKY, ZANELLA) 5 VACANCIES
 3 LIEUTNANTS
 \$271.09/MTH X 12 =3253.08
 ()
 DEPUTY CH ADMIN & OPERATIONS
 1 @ \$371.89/MTH X 12 = 4,462.70
 (YODER)
 FIRE CHIEF (DGILPIN)
 @ \$78.23/MTH X 12 = 6938.78

				1,200.00
	7.00	3,112.00		42,944.72 *
				21,784.00
	3.00	3,253.08		9,759.24
	1.00	4,462.70		4,462.70
	1.00	6,938.78		6,938.78

PROJECTION: 2019 FY2019 BUDGET

ACCOUNTS FOR:
 001 GENERAL FUND

VENDOR	QUANTITY	UNIT COST	2019	ADOPTED
TOTAL 10132 STIPENDS- FIREFIGHTERS				42,944.72
01522	10210 - FICA			18,123.00 *
	WAGES X .0765	1.00	18,123.00	18,123.00
	ADDTL FOR FLEX 3	.00	6,701.00	.00
	REMOVED 3RD FLEX MGR REVIEW			
	ADDTL OT	.00	283.00	.00
	REMOVED OT MGR REVIEW			
TOTAL 10210 FICA				18,123.00
01522	10220 - RETIREMENT			2,151.00 *
	.05 X STIPEND	1.00	2,151.00	2,151.00
TOTAL 10220 RETIREMENT				2,151.00
01522	10225 - STATE FIRE RETIRE CONTRIBUTE			15,435.00 *
	REVENUE 31251 FROM DIV OF RET FOR PENSION TRUST - EXPENSED TO FF PENSION	1.00	15,435.00	15,435.00
TOTAL 10225 STATE FF RETIREMENT CONTRIB				15,435.00
01522	10233 - LIFE INSURANCE			1,296.00 *
	17 FF X \$9.00/MTH X 12 = \$108/YR	12.00	108.00	1,296.00
TOTAL 10233 LIFE INSURANCE				1,296.00
01522	10240 - WORKERS COMPENSATION			11,633.00 *
	WAGES X RISK CODE	1.00	2,171.00	2,171.00
	FLEX 1 & 2	1.00	9,462.00	9,462.00
	ADDTL OT	.00	182.00	.00

PROJECTION: 2019 FY2019 BUDGET

ACCOUNTS FOR:
001 GENERAL FUND

	VENDOR	QUANTITY	UNIT COST	2019	ADOPTED
TOTAL 10240 WORKERS COMPENSATION					11,633.00
TOTAL 10 PERSONAL SERVICES					285,502.72
<u>30 OPERATING EXPENSES</u>					
01522	30313 - PROFESSIONAL FEES				5,643.75 *
	FIRE DEPT ANNUAL PHYSICALS & VACINES	1.00	5,643.75		5,643.75
TOTAL 30313 PROFESSIONAL FEES					5,643.75
01522	30340 - CONTRACTUAL SERVICES				5,735.00 *
	ANNUAL FLOW TESTING REGULATORS	21.00	85.00		1,785.00
	ANNUAL MAKO SERVICE TESTING AND AIR TESTING - QUARTERLY	1.00	1,300.00		1,300.00
	ANNUAL FIT TEST MSA 25	25.00	30.00		750.00
	ANNUAL LADDER & HOSE TESTING & INSPECTION	1.00	1,900.00		1,900.00
TOTAL 30340 CONTRACTUAL SERVICES					5,735.00
01522	30345 - CONTRACTUAL VILLAGES				330,279.60 *
	THE VILLAGES FIRE -FIRE SERVICES FOR THE VILLAGES OF FRUITLAND PARK/PINE RIDGE \$325,000 GOES TO VILLAGE FIRE DEPT. AT FULL BUILD OUT THERE WILL BE 2055 HOMES	2,055.00	160.72		330,279.60
TOTAL 30345 CONTRACTUAL VILLAGES					330,279.60
01522	30400 - TRAVEL/PER DIEM				260.00 *
		1.00	260.00		260.00

PROJECTION: 2019 FY2019 BUDGET

ACCOUNTS FOR:
 001 GENERAL FUND

	VENDOR	QUANTITY	UNIT COST	2019	ADOPTED
TOTAL 30400 TRAVEL/PER DIEM					260.00
01522 30410 - COMMUNICATIONS					13,392.00 *
ACTIVE 911 (YEARLY PAGING SYSTEM)		1.00	500.00		500.00
SPRINT SERVICE X 5 UNITS X 12 MONTHS		12.00	161.00		1,932.00
VERIZON WIRELESS IPHONE/TABLETS		36.00	35.00		1,260.00
COMCAST PHONES/RENTALS		12.00	95.00		1,140.00
CALL BACK STAFFING		1.00	1,000.00		1,000.00
ER REPORTING (YEARLY)		1.00	2,500.00		2,500.00
COMCAST INTERNET, FAX, TV		12.00	170.00		2,040.00
TARET SOLUTIONS (2 YEARS FIRE)		1.00	2,020.00		2,020.00
HALLIGAN TRUCK CHECK (YEARLY)		1.00	1,000.00		1,000.00
TOTAL 30410 COMMUNICATIONS					13,392.00
01522 30420 - POSTAGE					263.00 *
MISCELLANEOUS POSTAGE AND SHIPPING FOR EQUIPMENT REPAIRS		1.00	263.00		263.00
TOTAL 30420 POSTAGE					263.00
01522 30430 - ELECTRIC					9,891.00 *
FIRE DEPARTMENT/EMS ROOM (PER MTH)		12.00	824.25		9,891.00
TOTAL 30430 ELECTRIC					9,891.00
01522 30431 - WATER					1,386.00 *
FIRE DEPT/EMS (PER MTH)		12.00	115.50		1,386.00

PROJECTION: 2019 FY2019 BUDGET

ACCOUNTS FOR:
 001 GENERAL FUND

	VENDOR	QUANTITY	UNIT COST	2019	ADOPTED
TOTAL 30431 WATER					
01522 30440 - RENTAL OF EQUIPMENT					1,386.00
RENTAL OF ICE MACHINE		1.00	1,700.00		1,700.00 *
TOTAL 30440 RENTAL OF EQUIPMENT					
01522 30450 - INSURANCE					1,700.00
LIABILITY/PROPERTY/PUBLIC OFFICIALS & AUTO		1.00	27,500.00		30,700.00 *
ADD/WEEKLY DISABILTY BENEFIT (HCP)		1.00	2,000.00		2,000.00
ADDITIONAL AD&D		1.00	1,200.00		1,200.00
TOTAL 30450 INSURANCE					
01522 30461 - RADIO REPAIRS/MAINT					30,700.00
REPAIR BASE STATION/6 MOBILES/ 25 PORTABLES & REPEATER STATION RADIO		1.00	1,000.00		7,510.20 *
COUNTY CONTRACT 8/1/11		1.00	6,010.20		6,010.20
PORTABLE BATTERY REPLACEMENT		1.00	500.00		500.00
TOTAL 30461 RADIO REPAIRS/MAINT					
01522 30462 - VEHICLE REPAIRS/MAINT					7,510.20
FIRE APPARATUS, SERVICE PUMPS X 2 ENGS, ANNUAL PUMP TEST		1.00	7,000.00		16,000.00 *
TIRES-ENGINE 56		6.00	1,500.00		9,000.00
TOTAL 30462 VEHICLE REPAIRS/MAINT					
01522 30463 - EQUIPMENT REPAIRS/MAINT					16,000.00
ANNUAL MAINTENANCE ON ALL EQUIPMENT, SCBA'S, 4 CYLINDERS ETC.		1.00	10,390.00		10,390.00 *

PROJECTION: 2019 FY2019 BUDGET

ACCOUNTS FOR:
 001 GENERAL FUND

	VENDOR	QUANTITY	UNIT COST	2019	ADOPTED
TOTAL 30463 EQUIPMENT REPAIRS/MAINT					10,390.00
01522 30464 - FACILITIES REPAIRS/MAINT					3,150.00 *
MISCELLANEOUS REPAIRS @ FIRE STATION INCLUDING BAY DOORS		1.00	3,150.00		3,150.00
TOTAL 30464 FACILITIES REPAIRS/MAINT					3,150.00
01522 30465 - SERVICE CONTRACTS					210.00 *
COMPUTER SUPPORT		1.00	210.00		210.00
TOTAL 30465 SERVICE CONTRACTS					210.00
01522 30481 - GOODWILL AWARDS					310.00 *
PERSONAL AWARDS		1.00	310.00		310.00
TOTAL 30481 GOODWILL					310.00
01522 30490 - MISC EXPENSE					600.00 *
		1.00	600.00		600.00
TOTAL 30490 MISC EXPENSE					600.00
01522 30510 - OFFICE SUPPLIES					896.00 *
PRINTER PAPER		1.00	300.00		300.00
PRINTER INK		1.00	596.00		596.00
TOTAL 30510 OFFICE SUPPLIES					896.00
01522 30520 - SUPPLIES					10,100.00 *
HOSE & SHIPPING		1.00	2,800.00		2,800.00
MDT		1.00	3,500.00		3,500.00
MDT MOUNT		1.00	800.00		800.00
PPV FAN		1.00	3,000.00		3,000.00

PROJECTION: 2019 FY2019 BUDGET

ACCOUNTS FOR:
 001 GENERAL FUND

	VENDOR	QUANTITY	UNIT COST	2019	ADOPTED
TOTAL 30520 SUPPLIES					
01522					10,100.00
					8,575.00 *
					7,375.00
		25.00	295.00		
		1.00	1,200.00		1,200.00
TOTAL 30521 UNIFORMS					
01522					8,575.00
					9,560.00 *
					9,560.00
		1.00	9,560.00		
TOTAL 30522 FUEL					
01522					9,560.00
					1,200.00 *
					1,200.00
		1.00	1,200.00		
TOTAL 30524 PROMOTIONAL					
01522					1,200.00
					11,764.00 *
					7,344.00
		4.00	1,836.00		
		1.00	500.00		500.00
		4.00	380.00		1,520.00
		1.00	2,400.00		2,400.00
TOTAL 30526 PROMOTIONAL					
01522					11,764.00
					1,000.00 *
					1,000.00
		1.00	1,000.00		

PROJECTION: 2019 FY2019 BUDGET

ACCOUNTS FOR:
 001 GENERAL FUND

	VENDOR	QUANTITY	UNIT COST	2019	ADOPTED
TOTAL 30540 PROFESSIONAL BOOKS					1,000.00
01522 30541 - SUBSCRIPTIONS		1.00	130.00		130.00 *
					130.00
TOTAL 30541 SUBSCRIPTIONS					130.00
01522 30542 - TRAINING & EDUCATION		1.00	11,000.00		11,000.00 *
					11,000.00
MISC TRAINING - 160 HR BASIC FIRE FIGHTER/FIRST RESPONDER/ EVOC/EXTRICATION AND HAZMAT COURSES					
TOTAL 30542 TRAINING & EDUCATION					11,000.00
01522 30544 - MEMBERSHIPS		1.00	160.00		585.00 *
					160.00
FL STATE FIRE CHIEFS ASSOCIATION		1.00	125.00		125.00
LAKE/SUMTER FIRE CHIEFS ASSOCIATION		1.00	300.00		300.00
YEARLY MEMBERSHIP FOR DEPT CHAPLIN					
TOTAL 30544 MEMBERSHIPS					585.00
TOTAL 30 OPERATING EXPENSES					492,230.55
60 CAPITAL OUTLAY					
01522 60640 - EQUIPMENT PURCHASES		1.00	10,000.00		10,000.00 *
					10,000.00
RESTRICTED FUNDS FOR NEW PORTABLES					
TOTAL 60640 EQUIPMENT PURCHASES					10,000.00
01522 60649 - EQUIPMENT - VEHICLES		1.00	10,000.00		10,000.00 *
					10,000.00
RESTRICTED FUNDS FOR NEW ENGINE					
TOTAL 60649 EQUIPMENT - VEHICLES					10,000.00
TOTAL 60 CAPITAL OUTLAY					20,000.00
TOTAL 01522 FIRE CONTROL					797,733.27

09/25/2018 10:45
808spark

CITY OF FRUITLAND PARK
NEXT YEAR BUDGET DETAIL REPORT

P 9
bgnyrpts

PROJECTION: 2019 FY2019 BUDGET

ACCOUNTS FOR:

001 GENERAL FUND

TOTAL 001 GENERAL FUND

VENDOR	QUANTITY	UNIT COST	2019	ADOPTED
				797,733.27

GRAND TOTAL

797,733.27

** END OF REPORT - Generated by Sue Parker **

PROJECTION: 2019 FY2019 BUDGET

FOR PERIOD 99

ACCOUNTS FOR:

001 GENERAL FUND	2017 ACTUAL	2018 ORIG BUD	2018 REVISED BUD	2018 ACTUAL	2018 PROJECTION	2019 ADOPTED	PCT CHANGE
<u>01524 BUILDING & ZONING</u>							
<u>10 PERSONAL SERVICES</u>							
10110 SALARY	67,724.80	69,756.54	69,756.54	53,493.97	67,721.26	53,560.00	-23.2%
10111 BONUS	781.44	805.00	805.00	804.96	781.00	618.00	-23.2%
10120 WAGES	80,085.10	95,726.15	95,726.15	96,706.66	69,138.99	104,208.37	8.9%
10121 BONUS	797.76	882.05	882.05	1,067.40	798.00	1,226.40	39.0%
10140 OVERTIME	121.23	.00	.00	1,014.73	.00	.00	.0%
10159 PHONE ALLOWANCE	561.00	612.00	612.00	204.00	.00	.00	-100.0%
10210 FICA	11,350.40	13,425.38	13,425.38	11,433.90	11,173.00	15,459.55	15.2%
10220 RETIREMENT	4,389.94	8,325.43	10,549.43	11,866.48	7,616.71	13,203.46	25.2%
10230 HOSPITALIZATION	22,369.80	25,809.00	25,809.00	26,138.61	23,493.60	28,673.28	11.1%
10233 LIFE INSURANCE	288.72	297.36	297.36	333.00	268.20	432.00	45.3%
10236 DENTAL INSURANCE	671.04	672.00	672.00	689.68	1,001.16	894.72	33.1%
10240 WORKERS COMPENSA	204.00	480.00	204.00	202.70	346.00	340.00	66.7%
10 PERSONAL SERVICES	189,345.23	216,790.91	218,738.91	203,956.09	182,337.92	218,615.78	-.1%
<u>30 OPERATING EXPENSES</u>							
30311 ENGINEERING FEES	9,388.75	12,000.00	27,000.00	23,492.50	12,000.00	67,400.00	149.6%
30312 PLANNING FEES	32,953.27	30,000.00	30,000.00	62,180.96	30,000.00	120,000.00	300.0%
30340 CONTRACTUAL SERV	1,086,386.86	408,846.80	408,846.80	271,692.12	1,005,733.80	196,172.00	-52.0%
30342 VACANT PROPERTY	250.00	.00	.00	.00	.00	.00	.0%
30400 TRAVEL/PER DIEM	625.97	800.00	800.00	582.50	800.00	1,500.00	87.5%
30410 COMMUNICATIONS	.00	.00	400.00	576.73	.00	2,409.84	502.5%

PROJECTION: 2019 FY2019 BUDGET

FOR PERIOD 99

ACCOUNTS FOR:

001 GENERAL FUND	2017 ACTUAL	2018 ORIG BUD	2018 REVISED BUD	2018 ACTUAL	2018 PROJECTION	2019 ADOPTED	PCT CHANGE
30420 POSTAGE	857.69	3,000.00	3,000.00	4,824.91	3,000.00	13,500.00	350.0%
30450 INSURANCE	2,401.28	2,402.00	2,402.00	2,418.80	2,464.00	2,420.00	.7%
30463 EQUIPMENT REPAIR	4,242.87	4,380.00	5,630.00	6,313.04	3,000.00	5,000.00	-11.2%
30470 PRINTING & COPYI	.00	2,500.00	2,500.00	.00	2,500.00	3,000.00	20.0%
30510 OFFICE SUPPLIES	527.23	1,200.00	2,200.00	3,254.00	1,200.00	5,000.00	127.3%
30520 SUPPLIES	184.75	500.00	500.00	143.19	500.00	500.00	.0%
30522 FUEL	.00	.00	.00	117.72	.00	.00	.0%
30540 PROFESSIONAL BOO	.00	2,500.00	2,500.00	195.50	2,500.00	3,000.00	20.0%
30542 TRAINING & EDUCA	840.00	2,000.00	2,000.00	445.00	1,600.00	1,600.00	-20.0%
30544 MEMBERSHIPS	505.00	650.00	650.00	742.00	.00	250.00	-61.5%
30 OPERATING EXPENSES	1,139,163.67	470,778.80	488,428.80	376,978.97	1,065,297.80	421,751.84	-13.7%
<hr/>							
60 CAPITAL OUTLAY							
60630 IMPROVEMENTS	.00	12,000.00	12,000.00	7,567.05	12,000.00	12,000.00	.0%
60640 EQUIPMENT PURCHA	.00	25,000.00	25,000.00	19,246.03	.00	.00	-100.0%
60 CAPITAL OUTLAY	.00	37,000.00	37,000.00	26,813.08	12,000.00	12,000.00	-67.6%
01524 BUILDING & ZONIN	1,328,508.90	724,569.71	744,167.71	607,748.14	1,259,635.72	652,367.62	-12.3%
TOTAL 001 GENERAL FUND	1,328,508.90	724,569.71	744,167.71	607,748.14	1,259,635.72	652,367.62	-12.3%
GRAND TOTAL	1,328,508.90	724,569.71	744,167.71	607,748.14	1,259,635.72	652,367.62	-12.3%

** END OF REPORT - Generated by Sue Parker **

PROJECTION: 2019 FY2019 BUDGET

ACCOUNTS FOR:
 001 GENERAL FUND

01524 BUILDING & ZONING

10 PERSONAL SERVICES

01524 10110 - SALARY

COMM DEV DIR (TK)
 \$25.75/HR X 2080 HOURS

VENDOR	QUANTITY	UNIT COST	2019	ADOPTED
	1.00	53,560.00		53,560.00 *
				53,560.00

TOTAL 10110 SALARY
 01524 10111 - BONUS

X-MAS BONUS 3 X 8 HOUR DAY

	1.00	618.00		53,560.00
				618.00 *
				618.00

TOTAL 10111 BONUS
 01524 10120 - WAGES

ADMIN ASST (KT)
 \$18.25/HR X 2080 HOURS

PERMIT TECH (ST)
 \$14.91/HR X 2080 HOURS

CODE ENF OFF
 \$16.94/HR X 2080 HOURS

	1.00	37,963.33		618.00
				104,208.37 *
				37,963.33
	1.00	31,002.40		31,002.40
	1.00	35,242.64		35,242.64

TOTAL 10120 WAGES
 01524 10121 - BONUS

X-MAS BONUX 3 X 8 HOUR DAYS

	1.00	1,226.40		104,208.37
				1,226.40 *
				1,226.40

TOTAL 10121 BONUS
 01524 10210 - FICA

WAGES X .0765

	1.00	15,459.55		1,226.40
				15,459.55 *
				15,459.55

09/25/2018 10:46
808spark

CITY OF FRUITLAND PARK
NEXT YEAR BUDGET DETAIL REPORT

P 2
bgnyrpts

PROJECTION: 2019 FY2019 BUDGET

ACCOUNTS FOR:
001 GENERAL FUND

	VENDOR	QUANTITY	UNIT COST	2019	ADOPTED
TOTAL 10210 FICA					15,459.55
01524 10220 - RETIREMENT		1.00	13,203.46		13,203.46 *
WAGES X .05 ICMA					
WAGES X .0778 FRS					
TOTAL 10220 RETIREMENT					13,203.46
01524 10230 - HOSPITALIZATION		4.00	7,168.32		28,673.28 *
4 FT X \$597.36/MTH X 12 =					28,673.28
\$7168.32/YR					
TOTAL 10230 HOSPITALIZATION					28,673.28
01524 10233 - LIFE INSURANCE		4.00	108.00		432.00 *
4 FT X \$9.00/MTH X 12 =					432.00
\$108/YR					
TOTAL 10233 LIFE INSURANCE					432.00
01524 10236 - DENTAL INSURANCE		4.00	223.68		894.72 *
4 FT X \$18.64/MTH X 12 =					894.72
\$223.68					
TOTAL 10236 DENTAL INSURANCE					894.72
01524 10240 - WORKERS COMPENSATION		1.00	340.00		340.00 *
WAGES X RISK CODE					340.00
TOTAL 10240 WORKERS COMPENSATION					340.00
TOTAL 10 PERSONAL SERVICES					218,615.78
30 OPERATING EXPENSES					
01524 30311 - ENGINEERING FEES		12.00	5,000.00		67,400.00 *
ENGINEERING BESH		1.00	7,400.00		7,400.00
UPDATE STANDARDS UTILITY					
DETAILS & SPECS					

PROJECTION: 2019 FY2019 BUDGET

ACCOUNTS FOR:
001 GENERAL FUND

	VENDOR	QUANTITY	UNIT COST	2019	ADOPTED
TOTAL 30311 ENGINEERING FEES					67,400.00
01524 30312 - PLANNING FEES					120,000.00 *
		12.00	10,000.00		120,000.00
CITY PLANNING SERVICES					
COMP PLAN					
FACILITIES PLAN & PROPORTIONAL					
SHARE					
LPG					
TOTAL 30312 PLANNING FEES					120,000.00
01524 30340 - CONTRACTUAL SERVICES					196,172.00 *
		300.00	25.00		7,500.00
FIRE INSPECTOR (ANNUAL FEE)					
		12.00	570.00		6,840.00
US BANK 3051 CI COPIER					
		.50	250,000.00		125,000.00
BUILDING OFFICIAL BASED ON					
REVENUE 32200 PERMIT A 50-60%					
		.50	8,032.00		4,016.00
BASED ON PLANS REVIEW FEES					
REVENUE 34132					
		.60	5,000.00		3,000.00
BUILDING OFFICIAL BASED ON					
REVENUE 32201 PERMIT B 50-60%					
		1.00	4,550.00		4,550.00
TRAK IT ANNUAL MAINT FEE					
		1.00	500.00		500.00
MMD					
		1.00	5,766.00		5,766.00
MUNIS ASP (APPLICATION SERVICE					
PROVIDER)					
ANNUAL RECURRING COST					
PJT ACCTNG (ESCROW) & GEN					
BILLING DEVPMT					
		1.00	10,000.00		10,000.00
CODE ENF MAGISTRATE ASHLEY HUNT					
		1.00	5,000.00		5,000.00
IT WARRANTY					
		1.00	24,000.00		24,000.00
BESH IMPACT FEE STUDY					
ADDED MGR REV					

PROJECTION: 2019 FY2019 BUDGET

ACCOUNTS FOR:
 001 GENERAL FUND

	VENDOR	QUANTITY	UNIT COST	2019	ADOPTED
TOTAL 30340 CONTRACTUAL SERVICES					196,172.00
01524 30400 - TRAVEL/PER DIEM					1,500.00 *
		1.00	1,100.00		1,100.00
MILEAGE					
		1.00	400.00		400.00
FLA CHAPTER AMERICAN PLANNERS ASSOCIATION					
TOTAL 30400 TRAVEL/PER DIEM					1,500.00
01524 30410 - COMMUNICATIONS					2,409.84 *
		12.00	200.82		2,409.84
PHONES/2LAPTOPS					
TOTAL 30410 COMMUNICATIONS					2,409.84
01524 30420 - POSTAGE					13,500.00 *
		1.00	3,000.00		3,000.00
(250) FIRE INSPECTION NOTICES - CODE ENFORCEMENT NOTICES					
		1.00	10,500.00		10,500.00
(200) NOTICES-SURROUNDING PROPERTY					
TOTAL 30420 POSTAGE					13,500.00
01524 30450 - INSURANCE					2,420.00 *
		1.00	2,420.00		2,420.00
LIABILITY/PROPERTY/PUBLIC OFFICIALS					
TOTAL 30450 INSURANCE					2,420.00
01524 30463 - EQUIPMENT REPAIRS/MAINT					5,000.00 *
		1.00	5,000.00		5,000.00
PRINTERS, COPIER, COMPUTER					
TOTAL 30463 EQUIPMENT REPAIRS/MAINT					5,000.00
01524 30470 - PRINTING & COPYING					3,000.00 *
		1.00	3,000.00		3,000.00
3 PART BUILDING INSPECTION FORMS & GREENTAG NOTICES, BUSINESS CARDS OCC LIC/BUS. TAX, PERMITS, FIRE INSPECTION REPORT FORMS					

PROJECTION: 2019 FY2019 BUDGET

ACCOUNTS FOR:
 001 GENERAL FUND

VENDOR	QUANTITY	UNIT COST	2019	ADOPTED
TOTAL 30470 PRINTING & COPYING				3,000.00
01524 30510 - OFFICE SUPPLIES				5,000.00 *
TABLETS, NOTEBOOKS, FOLDERS	1.00	5,000.00		5,000.00
PENS, CLIPS, POST IT NOTES				
LOGO LETTERHEAD & ENVELOPES				
WINDOW ENVELOPES 3 BOXES				
DISC FOR P&Z & TRC MINUTES				
TONER CART & INK CARTRIDGES				
TOTAL 30510 OFFICE SUPPLIES				5,000.00
01524 30520 - SUPPLIES				500.00 *
OTHER THAN OFFICE SUPPLIES	1.00	500.00		500.00
TOTAL 30520 SUPPLIES				500.00
01524 30540 - PROFESSIONAL BOOKS				3,000.00 *
NFPA CODES	1.00	2,000.00		2,000.00
FLA BUILDING	1.00	1,000.00		1,000.00
TOTAL 30540 PROFESSIONAL BOOKS				3,000.00
01524 30542 - TRAINING & EDUCATION				1,600.00 *
FLORIDA CHAPTER AMERICAN PLANNERS ASSOCIATION CONFERENCE	1.00	400.00		400.00
CODE ENFORCEMENT	1.00	200.00		200.00
CERTIFICATION TRAINING	1.00	1,000.00		1,000.00
TOTAL 30542 TRAINING & EDUCATION				1,600.00
01524 30544 - MEMBERSHIPS				250.00 *
NOTARY	1.00	250.00		250.00

PROJECTION: 2019 FY2019 BUDGET

ACCOUNTS FOR:
 001 GENERAL FUND

	VENDOR	QUANTITY	UNIT COST	2019	ADOPTED
TOTAL 30544 MEMBERSHIPS					250.00
TOTAL 30 OPERATING EXPENSES					421,751.84
60 CAPITAL OUTLAY					
01524 60630 - IMPROVEMENTS					12,000.00 *
OFFICE FOR BUILDING DIRECTOR		1.00	12,000.00		12,000.00
TOTAL 60630 IMPROVEMENTS					12,000.00
TOTAL 60 CAPITAL OUTLAY					12,000.00
TOTAL 01524 BUILDING & ZONING					652,367.62
TOTAL 001 GENERAL FUND					652,367.62
GRAND TOTAL					652,367.62

** END OF REPORT - Generated by Sue Parker **

PROJECTION: 2019 FY2019 BUDGET

FOR PERIOD 99

ACCOUNTS FOR:

001 GENERAL FUND	2017 ACTUAL	2018 ORIG BUD	2018 REVISED BUD	2018 ACTUAL	2018 PROJECTION	2019 ADOPTED	PCT CHANGE
<u>01534 SOLID WASTE</u>							
<u>30 OPERATING EXPENSES</u>							
30434 SOLID WASTE COLL	211,657.36	216,000.00	216,000.00	195,783.40	216,000.00	219,581.00	1.7%
30435 SOLID WASTE DISP	196,505.12	192,000.00	192,000.00	178,672.27	186,000.00	197,944.00	3.1%
30436 YARDWASTE COLLEC	31,253.59	31,200.00	31,200.00	30,439.94	31,200.00	32,376.00	3.8%
30437 YARDWASTE DISPOS	11,566.55	11,400.00	11,400.00	11,072.14	11,400.00	12,056.00	5.8%
30438 RECYCLE	41,740.11	42,000.00	28,903.00	40,762.45	40,800.00	44,931.00	55.5%
30 OPERATING EXPENSES	492,722.73	492,600.00	479,503.00	456,730.20	485,400.00	506,888.00	5.7%
01534 SOLID WASTE	492,722.73	492,600.00	479,503.00	456,730.20	485,400.00	506,888.00	5.7%
TOTAL 001 GENERAL FUND	492,722.73	492,600.00	479,503.00	456,730.20	485,400.00	506,888.00	5.7%
GRAND TOTAL	492,722.73	492,600.00	479,503.00	456,730.20	485,400.00	506,888.00	5.7%

** END OF REPORT - Generated by Sue Parker **

09/25/2018 10:48
808spark

CITY OF FRUITLAND PARK
NEXT YEAR BUDGET DETAIL REPORT

P 1
bgnyrpts

PROJECTION: 2019 FY2019 BUDGET

ACCOUNTS FOR:
001 GENERAL FUND

01534 SOLID WASTE

30 OPERATING EXPENSES

01534 30434 - SOLID WASTE COLLECTION

REVENUE 01001-34340

VENDOR	QUANTITY	UNIT COST	2019	ADOPTED
	1.00	219,581.00		219,581.00 *
				219,581.00

TOTAL 30434 SOLID WASTE COLLECTION

01534 30435 - SOLID WASTE DISPOSAL

REVENUE 01001-34341

	1.00	197,944.00		219,581.00 *
				197,944.00 *
				197,944.00

TOTAL 30435 SOLID WASTE DISPOSAL

01534 30436 - YARDWASTE COLLECTION

REVENUE 01001-34342

	1.00	32,376.00		197,944.00 *
				32,376.00 *
				32,376.00

TOTAL 30436 YARDWASTE COLLECTION

01534 30437 - YARDWASTE DISPOSAL

REVENUE 01001-34343

	1.00	12,056.00		32,376.00 *
				12,056.00 *
				12,056.00

TOTAL 30437 YARDWASTE DISPOSAL

01534 30438 - RECYCLE

REVENUE 01001-34344

	1.00	44,931.00		12,056.00 *
				44,931.00 *
				44,931.00

TOTAL 30438 RECYCLE

TOTAL 30 OPERATING EXPENSES

TOTAL 01534 SOLID WASTE

TOTAL 001 GENERAL FUND

44,931.00
506,888.00
506,888.00
506,888.00

GRAND TOTAL

506,888.00

** END OF REPORT - Generated by Sue Parker **

PROJECTION: 2019 FY2019 BUDGET

FOR PERIOD 99

ACCOUNTS FOR:

001 GENERAL FUND	2017 ACTUAL	2018 ORIG BUD	2018 REVISED BUD	2018 ACTUAL	2018 PROJECTION	2019 ADOPTED	PCT CHANGE
<u>01538 STORMWATER MANAGEMENT</u>							
<u>30 OPERATING EXPENSES</u>							
30311 ENGINEERING FEES	.00	2,500.00	2,500.00	.00	2,500.00	2,500.00	.0%
30312 PLANNING FEES	.00	500.00	500.00	.00	500.00	500.00	.0%
30340 CONTRACTUAL SERV	7,500.00	7,500.00	7,500.00	7,500.00	7,500.00	7,500.00	.0%
30400 TRAVEL/PER DIEM	.00	250.00	250.00	.00	250.00	250.00	.0%
30467 SYSTEM REPAIRS	550.00	10,000.00	6,744.00	.00	10,000.00	10,000.00	48.3%
30470 PRINTING & COPYI	.00	200.00	200.00	.00	200.00	200.00	.0%
30480 ADVERTISING	.00	200.00	200.00	.00	200.00	200.00	.0%
30510 OFFICE SUPPLIES	.00	100.00	100.00	.00	100.00	200.00	100.0%
30520 SUPPLIES	.00	300.00	300.00	.00	300.00	500.00	66.7%
30542 TRAINING & EDUCA	.00	500.00	500.00	.00	500.00	500.00	.0%
30544 MEMBERSHIPS	.00	425.00	425.00	.00	425.00	425.00	.0%
30 OPERATING EXPENSES	8,050.00	22,475.00	19,219.00	7,500.00	22,475.00	22,775.00	18.5%
<u>60 CAPITAL OUTLAY</u>							
60630 IMPROVEMENTS	.00	100,000.00	100,000.00	.00	.00	100,000.00	.0%
60 CAPITAL OUTLAY	.00	100,000.00	100,000.00	.00	.00	100,000.00	.0%
01538 STORMWATER MANAG	8,050.00	122,475.00	119,219.00	7,500.00	22,475.00	122,775.00	3.0%
TOTAL 001 GENERAL FUND	8,050.00	122,475.00	119,219.00	7,500.00	22,475.00	122,775.00	3.0%
GRAND TOTAL	8,050.00	122,475.00	119,219.00	7,500.00	22,475.00	122,775.00	3.0%

** END OF REPORT - Generated by Sue Parker **

PROJECTION: 2019 FY2019 BUDGET

ACCOUNTS FOR:
 001 GENERAL FUND

01538 STORMWATER MANAGEMENT

30 OPERATING EXPENSES

01538 30311 - ENGINEERING FEES

STORMWATER ISSUES AND OTHER
 PROJECTS

VENDOR	QUANTITY	UNIT COST	2019	ADOPTED
	1.00	2,500.00		2,500.00 *
				2,500.00

TOTAL 30311 ENGINEERING FEES

01538 30312 - PLANNING FEES

MISC PLANNING FEES

	1.00	500.00		2,500.00
				500.00 *
				500.00

TOTAL 30312 PLANNING FEES

01538 30340 - CONTRACTUAL SERVICES

NPDES CORRINATOR FOR PERMIT
 COMPLIANCE

	1.00	7,500.00		500.00
				7,500.00 *
				7,500.00

TOTAL 30340 CONTRACTUAL SERVICES

01538 30400 - TRAVEL/PER DIEM

STORMWATER OPERATOR COURSE

	1.00	250.00		7,500.00
				250.00 *
				250.00

TOTAL 30400 TRAVEL/PER DIEM

01538 30467 - STORMWATER SYSTEM REPAIRS

MISC REPAIRS (WASH OUTS, ETC)

	1.00	10,000.00		250.00
				10,000.00 *
				10,000.00

TOTAL 30467 SYSTEM REPAIRS

01538 30470 - PRINTING & COPYING

PUBLIC OUTREACH

	1.00	200.00		10,000.00
				200.00 *
				200.00

PROJECTION: 2019 FY2019 BUDGET

ACCOUNTS FOR:
 001 GENERAL FUND

	VENDOR	QUANTITY	UNIT COST	2019	ADOPTED
TOTAL 30470 PRINTING & COPYING					200.00
01538 30480 - ADVERTISING		1.00	200.00		200.00 *
ADVERTISING					200.00
TOTAL 30480 ADVERTISING					200.00
01538 30510 - OFFICE SUPPLIES		1.00	200.00		200.00 *
MISCELLANEOUS SUPPLIES					200.00
TOTAL 30510 OFFICE SUPPLIES					200.00
01538 30520 - SUPPLIES		1.00	500.00		500.00 *
LCWA GRANT FOR DISPLAY MATERIALS - REIMBURSABLE					500.00
TOTAL 30520 SUPPLIES					500.00
01538 30542 - TRAINING & EDUCATION		1.00	500.00		500.00 *
STORMWATER OPERATOR COURSE					500.00
TOTAL 30542 TRAINING & EDUCATION					500.00
01538 30544 - MEMBERSHIPS		1.00	425.00		425.00 *
FLORIDA STORMWATER ASSOCIATION					425.00
TOTAL 30544 MEMBERSHIPS					425.00
TOTAL 30 OPERATING EXPENSES					22,775.00
60 CAPITAL OUTLAY					
01538 60630 - IMPROVEMENTS CAPITAL OUTLAY		1.00	100,000.00		100,000.00 *
STORMWATER PROJECT					100,000.00
TOTAL 60630 IMPROVEMENTS					100,000.00
TOTAL 60 CAPITAL OUTLAY					100,000.00
TOTAL 01538 STORMWATER MANAGEMENT					122,775.00
TOTAL 001 GENERAL FUND					122,775.00

09/25/2018 10:49
808spark

|CITY OF FRUITLAND PARK
|NEXT YEAR BUDGET DETAIL REPORT

|P 3
|bgnyrpts

PROJECTION: 2019 FY2019 BUDGET

ACCOUNTS FOR:
001 GENERAL FUND

	VENDOR	QUANTITY	UNIT COST	2019	ADOPTED
GRAND TOTAL					122,775.00

** END OF REPORT - Generated by Sue Parker **

PROJECTION: 2019 FY2019 BUDGET

FOR PERIOD 99

ACCOUNTS FOR:

001 GENERAL FUND	2017 ACTUAL	2018 ORIG BUD	2018 REVISED BUD	2018 ACTUAL	2018 PROJECTION	2019 ADOPTED	PCT CHANGE
<u>01541 ROAD & STREET FACILITIES</u>							
<u>10 PERSONAL SERVICES</u>							
10110 SALARY	33,764.62	33,243.50	33,243.50	30,984.56	31,964.50	34,246.50	3.0%
10111 BONUS	372.41	383.50	383.50	383.64	737.50	395.00	3.0%
10120 WAGES	29,778.20	68,518.00	68,518.00	47,622.88	36,721.00	76,859.00	12.2%
10121 BONUS	330.96	791.00	791.00	460.80	424.00	887.00	12.1%
10140 OVERTIME	3,462.60	4,000.00	4,000.00	1,153.44	4,000.00	6,000.00	50.0%
10210 FICA	5,174.85	8,628.00	8,628.00	6,080.12	8,506.00	9,661.00	12.0%
10220 RETIREMENT	1,211.25	5,846.00	5,846.00	3,775.94	4,830.00	7,895.00	35.0%
10230 HOSPITALIZATION	3,914.64	21,507.50	21,507.50	7,253.89	15,662.40	17,920.80	-16.7%
10233 LIFE INSURANCE	143.13	247.80	247.80	263.70	178.80	270.00	9.0%
10236 DENTAL INSURANCE	111.84	560.00	560.00	335.52	667.44	559.20	-.1%
10240 WORKERS COMPENSA	7,170.79	12,322.00	5,203.00	5,203.47	10,677.00	10,998.00	111.4%
10 PERSONAL SERVICES	85,435.29	156,047.30	148,928.30	103,517.96	114,368.64	165,691.50	11.3%
<u>30 OPERATING EXPENSES</u>							
30340 CONTRACTUAL SERV	39,765.44	10,000.00	365,000.00	367,185.40	10,000.00	10,000.00	-97.3%
30400 TRAVEL/PER DIEM	50.00	350.00	350.00	.00	350.00	950.00	171.4%
30410 COMMUNICATIONS	2,160.83	2,736.00	2,736.00	1,260.83	2,736.00	2,736.00	.0%
30420 POSTAGE	.00	10.00	10.00	13.90	10.00	10.00	.0%
30430 ELECTRIC	75,719.41	86,004.00	86,004.00	64,651.49	86,004.00	86,004.00	.0%
30431 WATER	911.18	900.00	900.00	835.03	900.00	960.00	6.7%
30440 RENTAL OF EQUIPM	.00	500.00	.00	.00	500.00	500.00	.0%

PROJECTION: 2019 FY2019 BUDGET

FOR PERIOD 99

ACCOUNTS FOR:

	2017 ACTUAL	2018 ORIG BUD	2018 REVISED BUD	2018 ACTUAL	2018 PROJECTION	2019 ADOPTED	PCT CHANGE
001 GENERAL FUND							
30450 INSURANCE	28,530.20	27,600.00	27,600.00	27,793.00	28,320.00	27,800.00	.7%
30460 REPAIRS	30,323.23	8,000.00	8,000.00	27,275.69	8,000.00	39,250.00	390.6%
30461 RADIO REPAIRS/MA	587.50	2,000.00	2,000.00	1,585.50	800.00	4,000.00	100.0%
30462 VEHICLE REPAIRS/	2,049.11	4,000.00	3,000.00	1,874.81	4,000.00	5,000.00	66.7%
30463 EQUIPMENT REPAIR	1,536.77	2,500.00	1,924.00	1,513.29	2,500.00	3,500.00	81.9%
30464 FACILITIES REPAI	684.00	11,672.00	9,672.00	3,605.84	11,672.00	11,672.00	20.7%
30490 MISC EXPENSE	.00	2,500.00	1,500.00	406.45	2,500.00	2,500.00	66.7%
30498 INS RPR/CLAIM/SE	.00	.00	23,456.00	1,061.82	.00	.00	-100.0%
30510 OFFICE SUPPLIES	780.62	1,000.00	1,000.00	110.97	1,000.00	1,500.00	50.0%
30520 SUPPLIES	7,155.80	8,000.00	9,017.00	8,201.12	6,000.00	11,000.00	22.0%
30521 UNIFORMS	1,003.15	1,300.00	800.00	667.50	1,300.00	1,800.00	125.0%
30522 FUEL	5,002.98	5,500.00	5,500.00	5,317.95	5,500.00	6,500.00	18.2%
30542 TRAINING & EDUCA	.00	400.00	400.00	.00	400.00	1,000.00	150.0%
30544 MEMBERSHIPS	.00	150.00	150.00	.00	150.00	650.00	333.3%
30 OPERATING EXPENSES	196,260.22	175,122.00	549,019.00	513,360.59	172,642.00	217,332.00	-60.4%
60 CAPITAL OUTLAY							
60631 STREETS & ROAD R	.00	66,600.00	61,600.00	4,929.29	.00	91,600.00	48.7%
60640 EQUIPMENT PURCHA	.00	.00	.00	28.65	.00	.00	.0%
60 CAPITAL OUTLAY	.00	66,600.00	61,600.00	4,957.94	.00	91,600.00	48.7%
01541 ROAD & STREET FA	281,695.51	397,769.30	759,547.30	621,836.49	287,010.64	474,623.50	-37.5%
TOTAL 001 GENERAL FUND	281,695.51	397,769.30	759,547.30	621,836.49	287,010.64	474,623.50	-37.5%
GRAND TOTAL	281,695.51	397,769.30	759,547.30	621,836.49	287,010.64	474,623.50	-37.5%

** END OF REPORT - Generated by Sue Parker **

PROJECTION: 2019 FY2019 BUDGET

ACCOUNTS FOR:
 001 GENERAL FUND

VENDOR QUANTITY UNIT COST 2019 ADOPTED

01541 ROAD & STREET FACILITIES

10 PERSONAL SERVICES

01541 10110 - SALARY

DIRECTOR (DB)
 \$32.93/HR X 2080 HOURS
 50% R&S, 50% UTILITIES

.50 68,493.00 34,246.50 *

34,246.50

TOTAL 10110 SALARY

01541 10111 - BONUS

X-MAS BONUS 3 X 8 HOUR DAYS
 50% R&S, 50% UTILITIES

.50 790.00 395.00 *

34,246.50

395.00

395.00

TOTAL 10111 BONUS

01541 10120 - WAGES

SERVICE WORKER (SK)
 \$12.36/HR X 2080

1.00 25,709.00 25,709.00 *

76,859.00

25,709.00

SERVICE WORKER (JP)
 \$12.36/HR X 2080

1.00 25,709.00 25,709.00

NEW POSITION FY2019
 ADMIN ASST PART TIME (MA)
 \$13.39/HR X 25 HRS/WEEK
 1300/YEAR

1.00 17,407.00 17,407.00

PT SERVICE WORKER (SA)
 \$15.45/HR X 520 HOURS

1.00 8,034.00 8,034.00

FIELD SUPERVISOR MOVED TO WATER
 (RDICUS)

1.00 .00 .00

TOTAL 10120 WAGES

01541 10121 - BONUS

X-MAS BONUS 3 X 8 HOUR DAYS

1.00 887.00 887.00 *

76,859.00

887.00

887.00

PROJECTION: 2019 FY2019 BUDGET

ACCOUNTS FOR:
 001 GENERAL FUND

	VENDOR	QUANTITY	UNIT COST	2019	ADOPTED
TOTAL 10121 BONUS					887.00
01541 10140 - OVERTIME		1.00	6,000.00		6,000.00 **
OVERTIME					6,000.00
TOTAL 10140 OVERTIME					6,000.00
01541 10210 - FICA		1.00	9,661.00		9,661.00 **
WAGES X .0765					9,661.00
TOTAL 10210 FICA					9,661.00
01541 10220 - RETIREMENT		1.00	7,895.00		7,895.00 **
WAGES X .05 ICMA					7,895.00
WAGES X .0792 FRS					7,895.00
TOTAL 10220 RETIREMENT					7,895.00
01541 10230 - HOSPITALIZATION		2.50	7,168.32		17,920.80 **
2.5 FT @ \$597.36/MTH X 12 = \$7168.32/YR					17,920.80
TOTAL 10230 HOSPITALIZATION					17,920.80
01541 10233 - LIFE INSURANCE		2.50	108.00		270.00 **
2.5 FT @ \$9.00/MTH X 12 = \$108/YR					270.00
TOTAL 10233 LIFE INSURANCE					270.00
01541 10236 - DENTAL INSURANCE		2.50	223.68		559.20 **
2.5 FT @ \$18.64/MTH X 12 = \$223.68/YR					559.20

PROJECTION: 2019 FY2019 BUDGET

ACCOUNTS FOR:
001 GENERAL FUND

TOTAL 10236 DENTAL INSURANCE
01541 10240 - WORKERS COMPENSATION
WAGES X RISK CODE

VENDOR	QUANTITY	UNIT COST	2019	ADOPTED
				559.20
	1.00	10,998.00		10,998.00 *
				10,998.00
				10,998.00
				165,691.50

TOTAL 10240 WORKERS COMPENSATION
TOTAL 10 PERSONAL SERVICES

30 OPERATING EXPENSES
01541 30340 - CONTRACTUAL SERVICES
STREET REPAIRS

	1.00	10,000.00		10,000.00 *
				10,000.00

TOTAL 30340 CONTRACTUAL SERVICES
01541 30400 - TRAVEL/PER DIEM

	1.00	150.00		950.00 *
				150.00
	1.00	200.00		200.00
	1.00	600.00		600.00

SUPERVISOR TRAINING
DOT MAINT OF TRAFFIC TRAINING
PER DIEM

TOTAL 30400 TRAVEL/PER DIEM
01541 30410 - COMMUNICATIONS

	12.00	96.00		950.00
				2,736.00 *
				1,152.00
	12.00	132.00		1,584.00

VERIZON WIRELESS -
PHONES/TABLETS
COMCAST BUSINESS - RENTAL/SERV
PHONES

TOTAL 30410 COMMUNICATIONS
01541 30420 - POSTAGE

	1.00	10.00		2,736.00
				10.00 *
				10.00

PROJECTION: 2019 FY2019 BUDGET

ACCOUNTS FOR:
 001 GENERAL FUND

	VENDOR	QUANTITY	UNIT COST	2019	ADOPTED
TOTAL 30420 POSTAGE					
01541	30430 - ELECTRIC				10.00
		12.00	7,167.00		86,004.00 *
	POLE BARN, PALM/441, BLINKER 466A/DIXIE, BERCKMAN, COLLEGE NEW-DIXIE/URICK/THOMAS				
					86,004.00
TOTAL 30430 ELECTRIC					
01541	30431 - WATER				86,004.00 *
		12.00	80.00		960.00 *
	PW BLDG, N CITY SIGN, BERCKMAN ST, S CITY SIGN				
					960.00
TOTAL 30431 WATER					
01541	30440 - RENTAL OF EQUIPMENT				960.00 *
		1.00	500.00		500.00 *
	COMPRESSOR, LIGHT TOWER				
					500.00
TOTAL 30440 RENTAL OF EQUIPMENT					
01541	30450 - INSURANCE				500.00 *
		1.00	27,800.00		27,800.00 *
	LIABILITY/PROPERTY/PUBLIC OFFICIALS & AUTOS				
					27,800.00
TOTAL 30450 INSURANCE					
01541	30460 - LIGHTS REPAIR & MAINT				27,800.00 *
		1.00	800.00		39,250.00 *
	ST LIGHT MAINTENANCE				
					800.00
		1.00	1,600.00		1,600.00
	CITY OWNED ST LIGHT REPAIRS				
		1.00	31,150.00		31,150.00
	TRAFFIC LIGHT AGREEMENT - LAKE COUNTY				
	ADDING 3 NEW TRAFFIC LIGHTS CR466A & CR468 (ROSE) CR466A & TIMBERTOP RD CR466A & MICRO RACETRACK RD LAKE COUNTY ILA				
		1.00	5,700.00		5,700.00
	NEW FLASHING SCHOOL LIGHTS				

PROJECTION: 2019 FY2019 BUDGET

ACCOUNTS FOR:
001 GENERAL FUND

		VENDOR	QUANTITY	UNIT COST	2019	ADOPTED
TOTAL 30460 REPAIRS						39,250.00
01541	30461 - RADIO REPAIRS/MAINT					4,000.00 *
	MISCELLANEOUS RADIO REPAIRS		1.00	3,750.00		3,750.00
	BATTERIES		1.00	250.00		250.00
TOTAL 30461 RADIO REPAIRS/MAINT						4,000.00
01541	30462 - VEHICLE REPAIRS/MAINT					5,000.00 *
	PREVENTATIVE MAINTENANCE - ALL		1.00	5,000.00		5,000.00
TOTAL 30462 VEHICLE REPAIRS/MAINT						5,000.00
01541	30463 - EQUIPMENT REPAIRS/MAINT					3,500.00 *
	REPAIRS - CHIPPER/BUSH HOG/CHOPSAW/CHAINSAW/ROTOTILLER		1.00	3,500.00		3,500.00
TOTAL 30463 EQUIPMENT REPAIRS/MAINT						3,500.00
01541	30464 - FACILITIES REPAIRS/MAINT					11,672.00 *
	MISC REPAIRS & MAINT		1.00	3,000.00		3,000.00
	TERMINIX - PEST CONTROL		12.00	56.00		672.00
	TREE TRIMMING (FM CRA)		1.00	5,000.00		5,000.00
	TUB GRINDER (FM CRA)		1.00	3,000.00		3,000.00
TOTAL 30464 FACILITIES REPAIRS/MAINT						11,672.00
01541	30490 - MISC EXPENSE					2,500.00 *
	FLAGS		1.00	2,500.00		2,500.00
TOTAL 30490 MISC EXPENSE						2,500.00
01541	30510 - OFFICE SUPPLIES					1,500.00 *
	PRINTER CARTRIDGES		1.00	1,500.00		1,500.00

PROJECTION: 2019 FY2019 BUDGET

ACCOUNTS FOR:
 001 GENERAL FUND

	VENDOR	QUANTITY	UNIT COST	2019	ADOPTED
TOTAL 30510 OFFICE SUPPLIES					1,500.00
01541 30520 - SUPPLIES		1.00	11,000.00		11,000.00 *
ROAD REPAIR MATERIALS, ASPHALT, MILLINGS ETC		.00	.00		.00
SAFETY EQUIPMENT, BARRICADES & TRAFFIC CONTROL SIGNS					
TOTAL 30520 SUPPLIES					11,000.00
01541 30521 - UNIFORMS		1.00	1,400.00		1,800.00 *
UNIFORMS - (RD)		2.00	125.00		250.00
BOOT ALLOWANCE (PWD & RD)		5.00	30.00		150.00
SHIRTS (PWD)					
TOTAL 30521 UNIFORMS					1,800.00
01541 30522 - FUEL		1.00	6,500.00		6,500.00 *
VEHICLES AND EQUIPMENT 203, (204, 205, 210 DON'T USE ALL THE TIME)					
TOTAL 30522 FUEL					6,500.00
01541 30542 - TRAINING & EDUCATION		1.00	200.00		1,000.00 *
SUPERVISOR TRAINING		1.00	200.00		200.00
DOT MAINTENANCE OF TRAFFIC TRAINING		1.00	600.00		600.00
ADDITIONAL TRAINING					
TOTAL 30542 TRAINING & EDUCATION					1,000.00
01541 30544 - MEMBERSHIPS		1.00	150.00		650.00 *
AMERICAN PUBLIC WORKS ASSOC (APWA)		1.00	500.00		500.00

PROJECTION: 2019 FY2019 BUDGET

ACCOUNTS FOR:
 001 GENERAL FUND

	VENDOR	QUANTITY	UNIT COST	2019	ADOPTED
TOTAL 30544 MEMBERSHIPS					650.00
TOTAL 30 OPERATING EXPENSES					217,332.00
<hr/>					
60 CAPITAL OUTLAY					
01541 60631 - ROAD RESURFACING					91,600.00 *
TREE TRIMMING		1.00	6,000.00		6,000.00
STREET SIGNS		1.00	10,600.00		10,600.00
ROAD SURFACE PAVING ROADS/SIDEWALKS		1.00	75,000.00		75,000.00
TOTAL 60631 STREETS & ROAD RESURFACING					91,600.00
TOTAL 60 CAPITAL OUTLAY					91,600.00
TOTAL 01541 ROAD & STREET FACILITIES					474,623.50
TOTAL 001 GENERAL FUND					474,623.50
GRAND TOTAL					474,623.50

** END OF REPORT - Generated by Sue Parker **

PROJECTION: 2019 FY2019 BUDGET

FOR PERIOD 99

ACCOUNTS FOR:

001 GENERAL FUND	2017 ACTUAL	2018 ORIG BUD	2018 REVISED BUD	2018 ACTUAL	2018 PROJECTION	2019 ADOPTED	PCT CHANGE
<u>01571 LIBRARY</u>							
<u>10 PERSONAL SERVICES</u>							
10110 SALARY	47,486.40	48,911.00	48,911.00	47,020.00	47,497.00	50,368.00	3.0%
10111 BONUS	547.92	564.00	564.00	564.24	548.00	581.00	3.0%
10120 WAGES	96,360.71	121,785.00	128,857.00	113,412.39	88,920.00	169,778.00	31.8%
10121 BONUS	802.60	1,478.00	1,478.00	1,062.96	1,103.00	2,049.00	38.6%
10140 OVERTIME	275.49	1,000.00	1,000.00	198.59	1,000.00	1,000.00	.0%
10210 FICA	10,929.76	13,679.00	14,233.00	12,159.27	10,861.00	18,304.00	28.6%
10220 RETIREMENT	5,575.21	5,075.00	19,804.00	25,438.11	3,910.00	15,494.00	-21.8%
10230 HOSPITALIZATION	13,328.56	25,809.00	17,206.00	12,607.27	15,662.00	28,673.28	66.6%
10233 LIFE INSURANCE	265.02	297.36	297.36	279.00	179.00	432.00	45.3%
10236 DENTAL INSURANCE	391.44	672.00	672.00	329.87	667.00	894.72	33.1%
10240 WORKERS COMPENSA	183.61	500.00	215.00	211.14	347.00	471.00	119.1%
10 PERSONAL SERVICES	176,146.72	219,770.36	233,237.36	213,282.84	170,694.00	288,045.00	23.5%
<u>30 OPERATING EXPENSES</u>							
30340 CONTRACTUAL SERV	920.59	13,700.00	12,700.00	12,388.65	1,450.00	18,588.00	46.4%
30400 TRAVEL/PER DIEM	675.00	966.00	840.00	573.49	790.00	1,150.00	36.9%
30410 COMMUNICATIONS	24,505.19	30,608.40	24,828.40	24,006.51	27,168.00	21,780.00	-12.3%
30420 POSTAGE	222.93	700.00	700.00	292.02	700.00	700.00	.0%
30430 ELECTRIC	8,850.09	11,520.00	10,520.00	9,328.86	11,520.00	11,520.00	9.5%
30431 WATER	2,274.54	2,004.00	2,004.00	2,617.33	2,004.00	2,376.00	18.6%
30450 INSURANCE	6,860.80	6,861.00	6,861.00	6,908.96	7,040.00	6,912.00	.7%

PROJECTION: 2019 FY2019 BUDGET

FOR PERIOD 99

ACCOUNTS FOR:

001 GENERAL FUND	2017 ACTUAL	2018 ORIG BUD	2018 REVISED BUD	2018 ACTUAL	2018 PROJECTION	2019 ADOPTED	PCT CHANGE
30464 FACILITIES REPAI	1,919.05	3,510.00	810.00	815.03	3,510.00	3,560.00	339.5%
30465 SERVICE CONTRACT	651.00	840.00	920.00	651.00	660.00	1,344.00	46.1%
30483 PROGRAMS	1,730.02	1,900.00	900.00	1,652.79	1,900.00	1,900.00	111.1%
30510 OFFICE SUPPLIES	8,507.09	7,500.00	5,500.00	3,572.61	6,500.00	8,500.00	54.5%
30520 SUPPLIES	4,893.95	5,050.00	22,335.00	8,921.97	4,650.00	6,850.00	-69.3%
30524 PROMOTIONAL	1,738.90	1,750.00	2,750.00	4,459.80	1,750.00	1,750.00	-36.4%
30541 SUBSCRIPTIONS	1,716.64	1,500.00	1,976.00	1,962.53	1,500.00	2,000.00	1.2%
30542 TRAINING & EDUCA	475.00	995.00	995.00	927.94	500.00	2,145.00	115.6%
30544 MEMBERSHIPS	236.00	270.00	270.00	279.00	270.00	345.00	27.8%
30545 TUITION REIMBURS	.00	.00	.00	.00	.00	500.00	.0%
30 OPERATING EXPENSES	66,176.79	89,674.40	94,909.40	79,358.49	71,912.00	91,920.00	-3.1%
<hr/>							
60 CAPITAL OUTLAY							
60660 LIBRARY BOOKS	27,136.61	46,000.00	25,000.00	25,665.53	36,000.00	73,000.00	192.0%
60663 LIBRARY CONSTRUC	139,767.93	1,193,138.40	2,432,249.40	1,623,692.53	941,851.85	258,110.50	-89.4%
60664 LIBRARY DVDS	5,219.28	2,800.00	4,800.00	4,618.28	2,500.00	3,500.00	-27.1%
60 CAPITAL OUTLAY	172,123.82	1,241,938.40	2,462,049.40	1,653,976.34	980,351.85	334,610.50	-86.4%
01571 LIBRARY	414,447.33	1,551,383.16	2,790,196.16	1,946,617.67	1,222,957.85	714,575.50	-74.4%
TOTAL 001 GENERAL FUND	414,447.33	1,551,383.16	2,790,196.16	1,946,617.67	1,222,957.85	714,575.50	-74.4%
GRAND TOTAL	414,447.33	1,551,383.16	2,790,196.16	1,946,617.67	1,222,957.85	714,575.50	-74.4%

** END OF REPORT - Generated by Sue Parker **

PROJECTION: 2019 FY2019 BUDGET

ACCOUNTS FOR:
 001 GENERAL FUND

01571 LIBRARY

10 PERSONAL SERVICES

01571 10110 - SALARY

1 - LIBRARY DIRECTOR (JG) FT
 \$24.22/HR X 2080 HOURS

\$4.00 RAISE FOR DIRECTOR

REMOVED AT
 MGR REVI

VENDOR	QUANTITY	UNIT COST	2019	ADOPTED
--------	----------	-----------	------	---------

	1.00	50,368.00		50,368.00 *
--	------	-----------	--	-------------

	.00	8,320.00		.00
--	-----	----------	--	-----

TOTAL 10110 SALARY

01571 10111 - BONUS

X-MAS BONUS 3 X 8 HOUR DAYS

RAISE

REMOVED AT
 MGR REVIEW

				50,368.00
--	--	--	--	-----------

				581.00 *
--	--	--	--	----------

	1.00	581.00		581.00
--	------	--------	--	--------

	.00	96.00		.00
--	-----	-------	--	-----

TOTAL 10111 BONUS

01571 10120 - WAGES

2 - FT LIB ASSISTANT II (TD)
 \$16.69/HR X 2080 HOURS

3 - FR LIB ASSISTANT II (VAC)
 \$14.42/HR X 2080 HOURS

1 - LIB TECHNICIAN (AK) PT
 \$12.38/HR X 1664 HOURS
 64 HOURS PP

2 - LIB TECHNICIAN (DT) PT
 \$12.29 X 1248 HOURS
 48 HOURS PP

3 - LIBRARY ASSISTANT I (GT) PT
 \$11.99/HR X 1248 HOURS
 48 HOURS PP

4 - LIBRARY ASSISTANT I (SL) PT
 \$12.92/HR X 1070 HOURS.
 45 HOURS PP.

	1.00	34,707.00		581.00
--	------	-----------	--	--------

	1.00	29,994.00		169,778.00 *
--	------	-----------	--	--------------

	1.00	20,601.00		34,707.00
--	------	-----------	--	-----------

	1.00	15,335.00		20,601.00
--	------	-----------	--	-----------

	1.00	14,027.00		15,335.00
--	------	-----------	--	-----------

	1.00	15,112.00		14,027.00
--	------	-----------	--	-----------

09/25/2018 10:52
808spark

CITY OF FRUITLAND PARK
NEXT YEAR BUDGET DETAIL REPORT

PROJECTION: 2019 FY2019 BUDGET

ACCOUNTS FOR:
001 GENERAL FUND

VENDOR	QUANTITY	UNIT COST	2019	ADOPTED
	1.00	12,962.00		12,962.00
5 - LIBRARY AID - CIRRCUL (CD) PT \$11.33/HR X 1040 HOURS 44 HOURS PP	1.00	27,040.00		27,040.00
4 - FT NEW LIB ASST FOR NEW LIBRARY \$13/HR X	.00	27,040.00		.00
5 - FT NEW LIB ASST FOR NEW LIBRARY \$13/HR X	.00	27,040.00		.00
6 - FT NEW LIB ASST FOR NEW LIBRARY \$13/HR X	.00	2,080.00		.00
TERRY DOHRN RAISE \$1/HR				
REMOVED AT MGR REVIE				
TOTAL 10120 WAGES				169,778.00
01571 10121 - BONUS	1.00	1,737.00		2,049.00 *
X-MAS BONUS 3 X 8 HOUR DAYS OR PART TIME 3 X 4 HOUR DAYS	1.00	312.00		1,737.00
ADDTL BONUS				312.00
TOTAL 10121 BONUS				2,049.00
01571 10140 - OVERTIME	1.00	1,000.00		1,000.00 *
OVERTIME				1,000.00
TOTAL 10140 OVERTIME				1,000.00
01571 10210 - FICA	1.00	16,041.00		18,304.00 *
WAGES X .0765	1.00	2,263.00		16,041.00
ADDTL LIB ASST				2,263.00

PROJECTION: 2019 FY2019 BUDGET

ACCOUNTS FOR:
 001 GENERAL FUND

VENDOR	QUANTITY	UNIT COST	2019	ADOPTED
TOTAL 10210 FICA				
01571	10220 - RETIREMENT			18,304.00
				15,494.00 *
	WAGES X .05 ICMA	1.00	13,260.00	13,260.00
	WAGES X .0792 FRs			
	ADDTL ASST	1.00	2,234.00	2,234.00
TOTAL 10220 RETIREMENT				
01571	10230 - HOSPITALIZATION			15,494.00
		4.00	7,168.32	28,673.28 *
	4 FT @ \$597.36/MTH X 12 = \$7168.32/YR			28,673.28
TOTAL 10230 HOSPITALIZATION				
01571	10233 - LIFE INSURANCE			28,673.28
		3.00	108.00	432.00 *
	3 FT @ \$9.00/MTH X 12 = \$108/YR			324.00
	ADDTL ASST	1.00	108.00	108.00
TOTAL 10233 LIFE INSURANCE				
01571	10236 - DENTAL INSURANCE			432.00
		4.00	223.68	894.72 *
	4 FT @ \$18.64/MTH X 12 = \$223.68/YR			894.72
TOTAL 10236 DENTAL INSURANCE				
01571	10240 - WORKERS COMPENSATION			894.72
		1.00	414.00	471.00 *
	WAGES X RISK CODE			414.00
	ADDTL ASST	1.00	57.00	57.00
TOTAL 10240 WORKERS COMPENSATION				
TOTAL 10 PERSONAL SERVICES				
				471.00
				288,045.00
30 OPERATING EXPENSES				
01571	30340 - CONTRACTUAL SERVICES			18,588.00 *
		1.00	700.00	700.00
	UNIQUE MANAGEMENT SERVICES			

PROJECTION: 2019 FY2019 BUDGET

ACCOUNTS FOR:
 001 GENERAL FUND

VENDOR	QUANTITY	UNIT COST	2019	ADOPTED
	4.00	250.00		1,000.00
SUMMER READING CHILD/ADULT EDUCATIONAL PROGRAMS	1.00	13,000.00		13,000.00
PACK AND RELOCATE/UNPACK FROM CURRENT LIBRARY TO NEW LIBRARY. UNPACK AND BUILD SHELVING.	1.00	1,928.00		1,928.00
OFFICE COPIER - 60 MONTH LEASE 12 MO X \$160.64/MO	12.00	155.00		1,860.00
PUBLIC COPIER W/COINBOX - 60 MONTH LEASE 12MO X \$155./PER MON	1.00	100.00		100.00
PRINT SOLUTION 12MO X \$7.95/PER MO				
TOTAL 30340 CONTRACTUAL SERVICES				18,588.00
01571 30400 - TRAVEL/PER DIEM	1.00	350.00		1,150.00 *
MISCELLANEOUS INCLUDING LIBRARY ADVISORY BOARD, DIRECTOR MEETINGS	1.00	300.00		300.00
DIRECTOR CONFERENCE (FLA)	1.00	350.00		350.00
DIRECTOR CONFERENCE (TALLAHASSEE)	1.00	150.00		150.00
CONFERENCE FLA (TD)				
TOTAL 30400 TRAVEL/PER DIEM				1,150.00
01571 30410 - COMMUNICATIONS	12.00	1,500.00		21,780.00 *
1 GIG CIRCUIT - 2 REFUNDS OF \$7,200 (\$14,400 TOTAL) MONTHLY CHARGE AFTER E-RATE \$550 (\$36,600 YEAR)	12.00	250.00		3,000.00
COMCAST PHONES/RENTAL 10 PHONES	12.00	65.00		780.00
VERIZON PHONE/TABLET				

PROJECTION: 2019 FY2019 BUDGET

ACCOUNTS FOR:
001 GENERAL FUND

	VENDOR	QUANTITY	UNIT COST	2019	ADOPTED
TOTAL 30410 COMMUNICATIONS					21,780.00
01571					700.00 *
		1.00	700.00		700.00
					OVERDUE NOTICES, LIBRARY CARDS
TOTAL 30420 POSTAGE					700.00
01571					11,520.00 *
		12.00	960.00		11,520.00
					LIBRARY ELECTRIC
TOTAL 30430 ELECTRIC					11,520.00
01571					2,376.00 *
		12.00	198.00		2,376.00
					LIBRARY (INCLUDES SEWER) & LIBRARY IRRIGATION
TOTAL 30431 WATER					2,376.00
01571					6,912.00 *
		1.00	6,912.00		6,912.00
					LIABILITY/PROPERTY/PUBLIC OFFICIALS
TOTAL 30450 INSURANCE					6,912.00
01571					3,560.00 *
		1.00	2,000.00		2,000.00
					MISCELLANEOUS BLDG MAINTENANCE-REPAIR
		1.00	500.00		500.00
					TILE/FLOOR
		1.00	400.00		400.00
					MAINTENANCE - SLIDING DOOR
		12.00	55.00		660.00
					TRUGREEN - LAWN MAINTENANCE
TOTAL 30464 FACILITIES REPAIRS/MAINT					3,560.00
01571					1,344.00 *
		12.00	32.00		384.00
					OFFICE COPIER MAINTENANCE
		1.00	300.00		300.00
					PEROTEK SECURITY (MONITOR) YEAR
		1.00	180.00		180.00
					SENSOURCE-YEAR DATABASE FOR

PROJECTION: 2019 FY2019 BUDGET

ACCOUNTS FOR:
 001 GENERAL FUND

	VENDOR	QUANTITY	UNIT COST	2019	ADOPTED
REPORTS		12.00	40.00		480.00
PUBLIC COPIER MAINTENANCE					
TOTAL 30465 SERVICE CONTRACTS					1,344.00
01571 30483 - PROGRAMS/LIBRARY PROGRAMMING		1.00	500.00		1,900.00 *
CHRISTMAS IN THE ISLANDS		1.00	500.00		500.00
CINCO DE MAYO		1.00	400.00		400.00
COSPLAY		1.00	500.00		500.00
SUMMER READING					
TOTAL 30483 PROGRAMS					1,900.00
01571 30510 - OFFICE SUPPLIES		1.00	6,000.00		8,500.00 *
PENS/PENCILS/PRINTER/INK CART/COPY PAPER/LASER TONER/FOLDERS/HAND SANITIZER/TISSUES/NAPKINS/ WRITING. COLOR INK-PRINTERS		1.00	2,500.00		2,500.00
LOCKING DVD CASES					
TOTAL 30510 OFFICE SUPPLIES					8,500.00
01571 30520 - SUPPLIES		1.00	5,000.00		6,850.00 *
PAPER/THERMAL PAPER, GLUE, LIBRARY CARDS, COMPUTER FORMS, PGM SUPPLIES, BAR CODES, VDBD/AUDIO CASES, CATALOGING SUPP, CRAFT SUPPLIES		1.00	150.00		150.00
D-FIB BATTERY		1.00	400.00		400.00
VACUUM		1.00	800.00		800.00
SEN SOURCE PEOPLE COUNTER (2D)		1.00	500.00		500.00
SUPPLIES FOR CHILDREN'S PROGRAMS AND STORY TIME					

PROJECTION: 2019 FY2019 BUDGET

ACCOUNTS FOR:
 001 GENERAL FUND

	VENDOR	QUANTITY	UNIT COST	2019	ADOPTED
TOTAL 30520 SUPPLIES					6,850.00
01571				30524 - PROMOTIONAL SUPPLIES	1,750.00 *
		1.00	250.00		250.00
		1.00	1,500.00	GRAND OPENING-NEW LIBRARY	1,500.00
TOTAL 30524 PROMOTIONAL					1,750.00
01571				30541 - SUBSCRIPTIONS	2,000.00 *
		1.00	2,000.00	3 NEWSPAPERS/52 MAGAZINES/SCHOOL PROFESSIONAL DEVP/BOOKLIST/PUBLIC LIBRARY	2,000.00
TOTAL 30541 SUBSCRIPTIONS					2,000.00
01571				30542 - TRAINING & EDUCATION	2,145.00 *
		1.00	420.00	FLORIDA LIBRARY ASSOC SEMINAR	420.00
		1.00	275.00	DIRECTOR CONFERENCE (TALLAHASSEE)	275.00
		2.00	150.00	FLA CONFERENCE-ONE DAY (TD & JK)	300.00
		1.00	150.00	FLA CONFERENCE (TD) 1 DAY	150.00
		1.00	1,000.00	PROFESSIONAL DEVELOPMENT	1,000.00
TOTAL 30542 TRAINING & EDUCATION					2,145.00
01571				30544 - MEMBERSHIPS	345.00 *
		1.00	100.00	FLORIDA LIBRARY ASSOC (DIR)	100.00
		1.00	125.00	AMERICAN LIBRARY ASSOC (DIR)	125.00
		1.00	45.00	SAMS	45.00
		1.00	75.00	FLORIDA LIBRARY ASSOC (TD)	75.00

PROJECTION: 2019 FY2019 BUDGET

ACCOUNTS FOR:
 001 GENERAL FUND

	VENDOR	QUANTITY	UNIT COST	2019	ADOPTED
TOTAL 30544 MEMBERSHIPS					345.00
01571 30545 - TUITION REIMBURSEMENT		1.00	500.00		500.00 *
					500.00
TOTAL 30545 TUITION REIMBURSEMENT					500.00
TOTAL 30 OPERATING EXPENSES					91,920.00
<hr/>					
60 CAPITAL OUTLAY					
01571 60660 - LIBRARY BOOKS					73,000.00 *
BOOKS		1.00	40,000.00		40,000.00
AUDIO BOOKS		1.00	4,000.00		4,000.00
REPLACE OLD/USED/LOST/DAMAGED MATERIAL		1.00	1,000.00		1,000.00
EBOOKS-EREADERS		1.00	2,500.00		2,500.00
CHILDREN'S BOOKS		1.00	4,000.00		4,000.00
ANIME BOOKS (GRAPHIC NOVELS)		1.00	500.00		500.00
REPLACE OLD CHILDRENS BOOKS-LOST/DAMAGED		1.00	1,000.00		1,000.00
OPENING DAY COLLECTION - BOOKS		1.00	20,000.00		20,000.00
TOTAL 60660 LIBRARY BOOKS					73,000.00
01571 60663 - LIBRARY CONSTRUCTION					25,920.00 *
NEW LIBRARY		1.00	25,920.00		25,920.00
01571 60663 - LIBCO LIBRARY CONSTRUCTION COUNTY		.10	1,415,130.00		141,513.00 *
10% COMPLETED FY2017					141,513.00
80% FY2018					
10% FY2019					
GRANT REVENUE 01001-33776					
AGREEMENT - MUST BUILD WITHIN 2 YEARS					
OF AGREEMENT					

PROJECTION: 2019 FY2019 BUDGET

ACCOUNTS FOR:
 001 GENERAL FUND
 01571 60663 - LIBST LIBRARY CONSTRUCTION STATE

VENDOR	QUANTITY	UNIT COST	2019	ADOPTED
	.10	500,000.00		90,677.50 *
	.10	283,360.00		50,000.00
	.10	123,415.00		28,336.00
	1.00	3,500.00		12,341.50
				258,110.50
				3,500.00 *
				3,500.00
				3,500.00
				334,610.50
				714,575.50
				714,575.50
				714,575.50

TOTAL 60663 LIBRARY CONSTRUCTION
 01571 60664 - LIBRARY DVDS
 DVDS

TOTAL 60664 LIBRARY DVDS
 TOTAL 60 CAPITAL OUTLAY
 TOTAL 01571 LIBRARY
 TOTAL 001 GENERAL FUND

GRAND TOTAL

** END OF REPORT - Generated by Sue Parker **

PROJECTION: 2019 FY2019 BUDGET

FOR PERIOD 99

ACCOUNTS FOR:

001 GENERAL FUND	2017 ACTUAL	2018 ORIG BUD	2018 REVISED BUD	2018 ACTUAL	2018 PROJECTION	2019 ADOPTED	PCT CHANGE
<u>01572 MUNICIPAL POOL</u>							
<u>10 PERSONAL SERVICES</u>							
10120 WAGES	20,713.04	42,811.00	42,811.00	20,783.41	18,947.00	44,642.00	4.3%
10140 OVERTIME	.00	500.00	500.00	.00	500.00	500.00	.0%
10210 FICA	1,584.58	3,313.00	3,313.00	1,590.06	2,589.00	3,453.00	4.2%
10240 WORKERS COMPENSA	775.16	2,286.00	966.00	965.36	1,554.00	1,842.00	90.7%
10 PERSONAL SERVICES	23,072.78	48,910.00	47,590.00	23,338.83	23,590.00	50,437.00	6.0%
<u>30 OPERATING EXPENSES</u>							
30340 CONTRACTUAL SERV	488.84	1,396.00	1,396.00	649.20	300.00	1,700.00	21.8%
30400 TRAVEL/PER DIEM	545.04	2,100.00	2,100.00	630.00	2,100.00	2,100.00	.0%
30410 COMMUNICATIONS	2,194.19	2,388.00	2,388.00	2,139.13	2,388.00	2,388.00	.0%
30420 POSTAGE	.00	25.00	25.00	.00	25.00	25.00	.0%
30430 ELECTRIC	6,466.11	7,020.00	7,020.00	6,148.26	7,020.00	7,200.00	2.6%
30431 WATER	5,217.78	3,504.00	3,504.00	4,435.24	3,504.00	6,420.00	83.2%
30440 RENTAL OF EQUIPM	.00	1,020.00	1,020.00	.00	1,020.00	1,020.00	.0%
30450 INSURANCE	4,420.56	4,421.00	4,421.00	4,451.92	4,536.00	4,452.00	.7%
30463 EQUIPMENT REPAIR	.00	550.00	550.00	432.97	550.00	550.00	.0%
30464 FACILITIES REPAI	6,665.10	5,700.00	2,924.00	343.00	5,700.00	5,700.00	94.9%
30470 PRINTING & COPYI	.00	200.00	200.00	62.48	200.00	200.00	.0%
30480 ADVERTISING	650.00	800.00	800.00	650.00	800.00	800.00	.0%
30499 LICENSE/PERMITS	250.00	275.00	275.00	350.00	275.00	275.00	.0%
30510 OFFICE SUPPLIES	205.76	300.00	300.00	155.53	300.00	300.00	.0%

09/25/2018 10:53
808spark

CITY OF FRUITLAND PARK
NEXT YEAR / CURRENT YEAR BUDGET ANALYSIS

P 2
bgnyrpts

PROJECTION: 2019 FY2019 BUDGET

FOR PERIOD 99

ACCOUNTS FOR:

	2017 ACTUAL	2018 ORIG BUD	2018 REVISED BUD	2018 ACTUAL	2018 PROJECTION	2019 ADOPTED	PCT CHANGE
001 GENERAL FUND							
30520 SUPPLIES	3,805.88	3,500.00	3,500.00	945.25	3,500.00	3,500.00	.0%
30521 UNIFORMS	68.75	1,408.00	1,408.00	1,838.11	1,408.00	1,408.00	.0%
30529 POOL CHEMICALS	2,719.44	5,500.00	5,500.00	4,566.53	5,000.00	13,000.00	136.4%
30530 POOL CONCESSION	1,563.56	2,000.00	2,000.00	1,837.35	2,000.00	2,500.00	25.0%
30542 TRAINING & EDUCA	883.79	2,300.00	2,300.00	1,566.00	800.00	3,600.00	56.5%
30544 MEMBERSHIPS	.00	100.00	100.00	200.00	100.00	600.00	500.0%
30 OPERATING EXPENSES	36,144.80	44,507.00	41,731.00	31,400.97	41,526.00	57,738.00	38.4%
60 CAPITAL OUTLAY							
60640 EQUIPMENT PURCHA	5,912.33	11,000.00	11,000.00	6,877.44	.00	13,200.00	20.0%
60 CAPITAL OUTLAY	5,912.33	11,000.00	11,000.00	6,877.44	.00	13,200.00	20.0%
01572 MUNICIPAL POOL	65,129.91	104,417.00	100,321.00	61,617.24	65,116.00	121,375.00	21.0%
TOTAL 001 GENERAL FUND	65,129.91	104,417.00	100,321.00	61,617.24	65,116.00	121,375.00	21.0%
GRAND TOTAL	65,129.91	104,417.00	100,321.00	61,617.24	65,116.00	121,375.00	21.0%

** END OF REPORT - Generated by Sue Parker **

PROJECTION: 2019 FY2019 BUDGET

ACCOUNTS FOR:
 001 GENERAL FUND

01572 MUNICIPAL POOL

10 PERSONAL SERVICES

01572 10120 - WAGES

VENDOR	QUANTITY	UNIT COST	2019	ADOPTED
	1.00	5,665.00		44,642.00 *
				5,665.00
POOL MANAGER \$11.33/HR X 500 HOURS	2.00	5,150.00		10,300.00
2 HEAD GUARD \$10.30/HR X 500 HOURS	7.00	2,802.00		19,614.00
7 LIFE GUARD \$8.76/HR X 320 HOURS	2.00	2,966.00		5,932.00
2 LIFE GUARDS FOR SWIMMING LESSONS \$9.27/HR PT 320 HOURS	1.00	3,131.00		3,131.00
1 SENIOR LIFE GUARD \$9.79/HR				
TOTAL 10120 WAGES				44,642.00
01572 10140 - OVERTIME	1.00	500.00		500.00 *
OVERTIME				500.00
TOTAL 10140 OVERTIME				500.00
01572 10210 - FICA	1.00	3,453.00		3,453.00 *
WAGES X .0765				3,453.00
TOTAL 10210 FICA				3,453.00
01572 10240 - WORKERS COMPENSATION	1.00	1,842.00		1,842.00 *
WAGES X RISK CODE				1,842.00

PROJECTION: 2019 FY2019 BUDGET

ACCOUNTS FOR:
 001 GENERAL FUND

	VENDOR	QUANTITY	UNIT COST	2019	ADOPTED
TOTAL 10240 WORKERS COMPENSATION					1,842.00
TOTAL 10 PERSONAL SERVICES					50,437.00
30 OPERATING EXPENSES					
01572	30340 - CONTRACTUAL SERVICES				1,700.00 *
		1.00	800.00		800.00
	MONITOR SECURITY SYSTEM				
		36.00	25.00		900.00
	SWIM FIT INSTRUCTOR \$25/CLASS				
TOTAL 30340 CONTRACTUAL SERVICES					1,700.00
01572	30400 - TRAVEL/PER DIEM				2,100.00 *
		2.00	125.00		250.00
	CERTIFIED POOL OPERATOR - MEAL				
		2.00	362.50		725.00
	CERTIFIED POOL OPERATOR - HOTEL				
		5.00	145.00		725.00
	AQUATICS CONFERENCE HOTEL				
		5.00	80.00		400.00
	AQUATICS CONFERENCE MEALS				
TOTAL 30400 TRAVEL/PER DIEM					2,100.00
01572	30410 - COMMUNICATIONS				2,388.00 *
		12.00	130.00		1,560.00
	COMCAST INTERNET, TV & FAX				
		12.00	69.00		828.00
	COMCAST PHONE				
TOTAL 30410 COMMUNICATIONS					2,388.00
01572	30420 - POSTAGE				25.00 *
		1.00	25.00		25.00
	POSTAGE				
TOTAL 30420 POSTAGE					25.00
01572	30430 - ELECTRIC				7,200.00 *
		12.00	600.00		7,200.00
	POOL				

PROJECTION: 2019 FY2019 BUDGET

ACCOUNTS FOR:
 001 GENERAL FUND

	VENDOR	QUANTITY	UNIT COST	2019	ADOPTED
TOTAL 30430 ELECTRIC					7,200.00
01572 30431 - WATER		12.00	535.00		6,420.00 *
POOL & POOL IRRIGATION					6,420.00
TOTAL 30431 WATER					6,420.00
01572 30440 - RENTAL OF EQUIPMENT		12.00	85.00		1,020.00 *
COMCAST PHONES					1,020.00
TOTAL 30440 RENTAL OF EQUIPMENT					1,020.00
01572 30450 - INSURANCE		1.00	4,452.00		4,452.00 *
LIABILITY/PROPERTY/PUBLIC OFFICIALS					4,452.00
TOTAL 30450 INSURANCE					4,452.00
01572 30463 - EQUIPMENT REPAIRS/MAINT		1.00	300.00		550.00 *
BACKWASH VALVE REPAIR					300.00
MISCELLANEOUS REPAIRS		1.00	250.00		250.00
TOTAL 30463 EQUIPMENT REPAIRS/MAINT					550.00
01572 30464 - FACILITIES REPAIRS/MAINT		1.00	5,700.00		5,700.00 *
DIVIDERS FOR CHANGING WITH SHOWERS					5,700.00
TOTAL 30464 FACILITIES REPAIRS/MAINT					5,700.00
01572 30470 - PRINTING & COPYING		1.00	200.00		200.00 *
PRINTING & COPYING					200.00

PROJECTION: 2019 FY2019 BUDGET

ACCOUNTS FOR:
 001 GENERAL FUND

	VENDOR	QUANTITY	UNIT COST	2019	ADOPTED
TOTAL 30470 PRINTING & COPYING					200.00
01572 30480 - ADVERTISING		1.00	800.00		800.00 *
FLYERS, NOTICES					800.00
TOTAL 30480 ADVERTISING					800.00
01572 30499 - LICENSE/PERMITS		1.00	275.00		275.00 *
LAKE CO HEALTH DEPT OPERATING PERMIT					275.00
TOTAL 30499 LICENSE/PERMITS					275.00
01572 30510 - OFFICE SUPPLIES		1.00	300.00		300.00 *
PENS, PAPER, ETC.					300.00
TOTAL 30510 OFFICE SUPPLIES					300.00
01572 30520 - SUPPLIES		5.00	17.00		3,500.00 *
TRASH BAGS					85.00
TOILET PAPER (600 ROLLS)		1.00	300.00		300.00
PAPER TOWELS (72 ROLLS)		1.00	300.00		300.00
LIQUID SOAP & DISPENSERS (4 GAL)		1.00	65.00		65.00
REPLACEMENT FIRST AID SUPPLIES		1.00	45.00		45.00
MISC SUPPLIES		1.00	852.00		852.00
CLEANING SUPPLIES		1.00	100.00		100.00
LIFEGUARD SUPPLIES, TUBES, RINGS ETC.		1.00	950.00		950.00
NEW BACKBOARDS		1.00	803.00		803.00

PROJECTION: 2019 FY2019 BUDGET

ACCOUNTS FOR:
001 GENERAL FUND

	VENDOR	QUANTITY	UNIT COST	2019	ADOPTED
TOTAL 30520 SUPPLIES					3,500.00
01572 30521 - UNIFORMS					1,408.00 *
MALE/FEMALE SWIMSUITS		16.00	60.00		960.00
SHIRTS		16.00	28.00		448.00
TOTAL 30521 UNIFORMS					1,408.00
01572 30529 - POOL CHEMICALS					13,000.00 *
SODIUM BICARBONATE/STABILIZER CLARIFIER, ALGICIDE, SHOCK, CHLORINE HEATING TAKE MORE		1.00	10,000.00		10,000.00
INCREASE CHEMICALS/HEATER		1.00	3,000.00		3,000.00
TOTAL 30529 POOL CHEMICALS					13,000.00
01572 30530 - POOL CONCESSION					2,500.00 *
CONCESSIONS SUPPLIES		1.00	2,500.00		2,500.00
TOTAL 30530 POOL CONCESSION					2,500.00
01572 30542 - TRAINING & EDUCATION					3,600.00 *
AQUATICS CONFERENCE		1.00	800.00		800.00
WATER SAFETY INSTRUCTOR CERTIFICATION		8.00	350.00		2,800.00
TOTAL 30542 TRAINING & EDUCATION					3,600.00
01572 30544 - MEMBERSHIPS					600.00 *
SAMS CLUB		1.00	100.00		100.00
RED CROSS FACILITY FEE		1.00	250.00		250.00
RED CROSS FACILITY FEE		1.00	250.00		250.00

PROJECTION: 2019 FY2019 BUDGET

ACCOUNTS FOR:
 001 GENERAL FUND

	VENDOR	QUANTITY	UNIT COST	2019	ADOPTED
TOTAL 30544 MEMBERSHIPS					600.00
TOTAL 30 OPERATING EXPENSES					57,738.00
<hr/>					
60 CAPITAL OUTLAY					
01572 60640 - EQUIPMENT PURCHASES					13,200.00 *
HYDRO SWIM FIT BIKES		1.00	3,000.00		3,000.00
PUMPS		1.00	2,500.00		2,500.00
A/C UNIT FOR CONCESSION AND OFFICES		1.00	5,500.00		5,500.00
STINAR PUMP		2.00	500.00		1,000.00
POOL PUMP		2.00	600.00		1,200.00
TOTAL 60640 EQUIPMENT PURCHASES					13,200.00
TOTAL 60 CAPITAL OUTLAY					13,200.00
TOTAL 01572 MUNICIPAL POOL					121,375.00
TOTAL 001 GENERAL FUND					121,375.00
GRAND TOTAL					121,375.00

** END OF REPORT - Generated by Sue Parker **

PROJECTION: 2019 FY2019 BUDGET

FOR PERIOD 99

ACCOUNTS FOR:

001 GENERAL FUND	2017 ACTUAL	2018 ORIG BUD	2018 REVISED BUD	2018 ACTUAL	2018 PROJECTION	2019 ADOPTED	PCT CHANGE
<u>01573 PARKS/RECREATION MAINTENANCE</u>							
<u>10 PERSONAL SERVICES</u>							
10120 WAGES	62,753.60	68,797.00	68,797.00	58,865.08	62,751.00	70,871.00	3.0%
10121 BONUS	531.04	794.00	794.00	793.92	724.00	818.00	3.0%
10140 OVERTIME	3,115.09	2,000.00	2,000.00	1,780.31	2,000.00	3,000.00	50.0%
10210 FICA	5,141.97	5,815.00	5,815.00	4,712.87	5,298.00	6,076.00	4.5%
10220 RETIREMENT	3,855.87	4,423.00	4,423.00	3,895.13	3,777.00	4,740.00	7.2%
10230 HOSPITALIZATION	15,285.88	17,206.00	17,206.00	16,191.82	15,662.40	14,336.64	-16.7%
10233 LIFE INSURANCE	192.48	198.24	198.24	252.00	178.80	216.00	9.0%
10236 DENTAL INSURANCE	447.36	448.00	448.00	521.92	667.44	447.36	-.1%
10240 WORKERS COMPENSA	1,756.34	3,780.00	1,599.00	1,596.26	3,006.00	3,047.00	90.6%
10 PERSONAL SERVICES	93,079.63	103,461.24	101,280.24	88,609.31	94,064.64	103,552.00	2.2%
<u>30 OPERATING EXPENSES</u>							
30340 CONTRACTUAL SERV	6,956.82	12,300.00	11,200.00	10,087.72	7,300.00	22,300.00	99.1%
30410 COMMUNICATIONS	15.78	36.00	36.00	7.17	36.00	36.00	.0%
30430 ELECTRIC	5,467.55	12,420.00	12,420.00	4,945.56	12,420.00	13,920.00	12.1%
30431 WATER	2,872.95	2,820.00	2,820.00	2,689.11	2,820.00	4,000.00	41.8%
30440 RENTAL OF EQUIPM	56.00	1,000.00	100.00	56.00	1,000.00	1,000.00	900.0%
30450 INSURANCE	14,454.48	14,455.00	14,455.00	14,556.08	14,832.00	14,560.00	.7%
30462 VEHICLE REPAIRS/	3,318.68	6,000.00	5,000.00	4,866.18	6,000.00	6,000.00	20.0%
30463 EQUIPMENT REPAIR	3,551.17	6,450.00	4,950.00	4,035.81	5,450.00	7,450.00	50.5%
30464 FACILITIES REPAI	1,465.84	4,500.00	3,500.00	1,626.43	4,500.00	19,500.00	457.1%

09/25/2018 10:54
808spark

CITY OF FRUITLAND PARK
NEXT YEAR / CURRENT YEAR BUDGET ANALYSIS

P 2
bgnyrpts

PROJECTION: 2019 FY2019 BUDGET

FOR PERIOD 99

ACCOUNTS FOR:

001 GENERAL FUND	2017 ACTUAL	2018 ORIG BUD	2018 REVISED BUD	2018 ACTUAL	2018 PROJECTION	2019 ADOPTED	PCT CHANGE
30510 OFFICE SUPPLIES	61.98	500.00	500.00	444.69	500.00	500.00	.0%
30520 SUPPLIES	3,593.73	7,000.00	11,000.00	10,873.61	6,000.00	9,000.00	-18.2%
30521 UNIFORMS	1,343.11	1,500.00	1,500.00	1,145.05	1,500.00	2,016.00	34.4%
30522 FUEL	2,357.02	5,000.00	5,000.00	5,164.01	5,000.00	6,000.00	20.0%
53901 CEMETERY COSTS	2,475.69	.00	.00	684.02	.00	.00	.0%
30 OPERATING EXPENSES	47,990.80	73,981.00	72,481.00	61,181.44	67,358.00	106,282.00	46.6%
<hr/>							
60 CAPITAL OUTLAY							
60637 GARDENIA PARK	3,600.00	.00	100,000.00	100,752.21	.00	50,000.00	-50.0%
60640 EQUIPMENT PURCHA	2,771.42	56,500.00	56,500.00	57,098.90	6,500.00	6,500.00	-88.5%
60 CAPITAL OUTLAY	6,371.42	56,500.00	156,500.00	157,851.11	6,500.00	56,500.00	-63.9%
01573 PARKS/RECREATION	147,441.85	233,942.24	330,261.24	307,641.86	167,922.64	266,334.00	-19.4%
TOTAL 001 GENERAL FUND	147,441.85	233,942.24	330,261.24	307,641.86	167,922.64	266,334.00	-19.4%
GRAND TOTAL	147,441.85	233,942.24	330,261.24	307,641.86	167,922.64	266,334.00	-19.4%

** END OF REPORT - Generated by Sue Parker **

PROJECTION: 2019 FY2019 BUDGET

ACCOUNTS FOR:
 001 GENERAL FUND

01573 PARKS/RECREATION MAINTENANCE

10 PERSONAL SERVICES

01573 10120 - WAGES

SERVICE WORKER (NP)
 \$20.09/HR X 2080 HOURS

SERVICE WORKER (TL)
 \$13.99/HR X 2080 HOURS

TOTAL 10120 WAGES
 01573 10121 - BONUS

X-MAS BONUS 3 X 8 HOUR DAY

TOTAL 10121 BONUS
 01573 10140 - OVERTIME

OVERTIME

TOTAL 10140 OVERTIME
 01573 10210 - FICA

WAGES X .0765

TOTAL 10210 FICA
 01573 10220 - RETIREMENT

WAGES X .05 ICMA
 WAGES X .0792 FRS

TOTAL 10220 RETIREMENT
 01573 10230 - HOSPITALIZATION

2 FT X \$597.36/MTH X 12 =
 \$7168.32/YR

VENDOR	QUANTITY	UNIT COST	2019	ADOPTED
	1.00	41,777.00		70,871.00 *
				41,777.00
	1.00	29,094.00		29,094.00
	1.00	818.00		70,871.00
				818.00 *
				818.00
	1.00	3,000.00		818.00
				3,000.00 *
				3,000.00
	1.00	6,076.00		3,000.00
				6,076.00 *
				6,076.00
	1.00	4,740.00		6,076.00
				4,740.00 *
				4,740.00
	2.00	7,168.32		4,740.00
				14,336.64 *
				14,336.64

PROJECTION: 2019 FY2019 BUDGET

ACCOUNTS FOR:
 001 GENERAL FUND

	VENDOR	QUANTITY	UNIT COST	2019	ADOPTED
TOTAL 10230 HOSPITALIZATION					14,336.64
01573 10233 - LIFE INSURANCE		2.00	108.00		216.00 *
2 FT X \$9.00/MTH X 12 = \$108/YR					
TOTAL 10233 LIFE INSURANCE					216.00
01573 10236 - DENTAL INSURANCE		2.00	223.68		447.36 *
2 FT X \$18.64/MRH X 12 = \$223.68/YR					
TOTAL 10236 DENTAL INSURANCE					447.36
01573 10240 - WORKERS COMPENSATION		1.00	3,047.00		3,047.00 *
WAGES X RISK CODE					
TOTAL 10240 WORKERS COMPENSATION					3,047.00
TOTAL 10 PERSONAL SERVICES					103,552.00
<u>30 OPERATING EXPENSES</u>					
01573 30340 - CONTRACTUAL SERVICES		4.00	3,500.00		22,300.00 *
SOCCER FIELD MAINTENANCE-FERTILIZE & BUG CONTROL					
		1.00	500.00		500.00
FIELD LIGHTING MAINTENANCE					
		4.00	400.00		1,600.00
VETERANS PARK MAINTENANCE - FERTILIZE & BUGS					
		4.00	300.00		1,200.00
CALES PARK MAINTENANCE - FERTILIZE & BUGS					
		1.00	5,000.00		5,000.00
RELOCATE ROCKS AT CALES					

PROJECTION: 2019 FY2019 BUDGET

ACCOUNTS FOR:
 001 GENERAL FUND

	VENDOR	QUANTITY	UNIT COST	2019	ADOPTED
TOTAL 30340 CONTRACTUAL SERVICES					22,300.00
01573 30410 - COMMUNICATIONS					36.00 *
VERIZON WIRELESS - PHONE/TABLETS		12.00	3.00		36.00
TOTAL 30410 COMMUNICATIONS					36.00
01573 30430 - ELECTRIC					13,920.00 *
SHILOH FIELD, CEMETERY, CASINO, RAQUETBALL, PAVILION, FTBLL FLD		12.00	1,035.00		12,420.00
LIGHT AT VETS PARK & SOCCER FIELD		1.00	1,500.00		1,500.00
TOTAL 30430 ELECTRIC					13,920.00
01573 30431 - WATER					4,000.00 *
CALES SOFTBALL, & LL FIELD & CONCESSION, E&W CEMETARY, VETS PARK TRIANGLE PARK, FOOTBALL, SOCCER FIELD, RQTBALL COURT		12.00	250.00		3,000.00
SOCCER FIELD		1.00	1,000.00		1,000.00
TOTAL 30431 WATER					4,000.00
01573 30440 - RENTAL OF EQUIPMENT					1,000.00 *
		1.00	1,000.00		1,000.00
TOTAL 30440 RENTAL OF EQUIPMENT					1,000.00
01573 30450 - INSURANCE					14,560.00 *
LIABILITY/PROPERTY/PUBLIC OFFICIALS		1.00	14,560.00		14,560.00

09/25/2018 10:55
808spark

CITY OF FRUITLAND PARK
NEXT YEAR BUDGET DETAIL REPORT

PROJECTION: 2019 FY2019 BUDGET

ACCOUNTS FOR:
001 GENERAL FUND

	VENDOR	QUANTITY	UNIT COST	2019	ADOPTED
TOTAL 30450 INSURANCE					14,560.00
01573 30462 - VEHICLE REPAIRS/MAINT					6,000.00 *
213 - 2008 FORD F250 PICK UP		1.00	6,000.00		6,000.00
TOTAL 30462 VEHICLE REPAIRS/MAINT					6,000.00
01573 30463 - EQUIPMENT REPAIRS/MAINT					7,450.00 *
LAWN MAINTENANCE EQUIP		1.00	6,000.00		6,000.00
EDGER		1.00	350.00		350.00
WEED WACKER		1.00	350.00		350.00
BLOWER		1.00	350.00		350.00
LINE MARKING MACHINE		1.00	400.00		400.00
TOTAL 30463 EQUIPMENT REPAIRS/MAINT					7,450.00
01573 30464 - FACILITIES REPAIRS/MAINT					19,500.00 *
REC BUILDING, REPAIRS & MAINT		1.00	3,000.00		3,000.00
FIELD RECONDITIONING		3.00	500.00		1,500.00
STEEL ROOF FOR PAVILLIONS AT VETS & GARDENIA PARKS & CONCESSION STAND AT CALES PARK		1.00	15,000.00		15,000.00
TOTAL 30464 FACILITIES REPAIRS/MAINT					19,500.00
01573 30510 - OFFICE SUPPLIES					500.00 *
MISCELLANEOUS SUPPLIES		1.00	500.00		500.00
TOTAL 30510 OFFICE SUPPLIES					500.00
01573 30520 - SUPPLIES					9,000.00 *
HAND TOOLS, CLEANUP SUPPLIES, SAFETY EQUIPMENT & RELATED MATERIALS		1.00	6,600.00		6,600.00
CLAY/SAND MIX FOR CALES BALLFIELD		2.00	700.00		1,400.00

PROJECTION: 2019 FY2019 BUDGET

ACCOUNTS FOR:
 001 GENERAL FUND

	VENDOR	QUANTITY	UNIT COST	2019	ADOPTED
PLANTS FOR FRUITLAND PARK CLEAN UP DAY		1.00	1,000.00		1,000.00
TOTAL 30520 SUPPLIES					
01573 30521 - UNIFORMS					9,000.00
UNIFORMS (EMPLOYEES)		52.00	33.00		2,016.00 *
BOOT REIMBURSEMENT (3 EMPLOYEES)		3.00	100.00		1,716.00
					300.00
TOTAL 30521 UNIFORMS					
01573 30522 - FUEL					2,016.00
213 - 2008 FORD F250		1.00	6,000.00		6,000.00 *
216 - 2003 FORD F150					6,000.00
218 - 2008 KUBOTA					6,000.00
219 - 2009 KUBOTA					
TOTAL 30522 FUEL					
TOTAL 30 OPERATING EXPENSES					
					6,000.00
					106,282.00
60 CAPITAL OUTLAY					
01573 60637 - REC3 GARDENIA PARK					50,000.00 *
SKATEPARK GRANT 01001-33475		1.00	50,000.00		50,000.00
TOTAL 60637 GARDENIA PARK					
01573 60640 - EQUIPMENT PURCHASES					50,000.00
SKATE PARK LIGHTS (REPLACEMENT)		1.00	2,500.00		6,500.00 *
					2,500.00
VOLLEYBALL RENOVATIONS SAND, LIGHTS, TIMERS, & UNDERLAYMENT		1.00	4,000.00		4,000.00
SKATEPARK MV TO REC3		.00	50,000.00		.00

09/25/2018 10:55 |CITY OF FRUITLAND PARK
808spark |NEXT YEAR BUDGET DETAIL REPORT

|P 6
|bgnyrpts

PROJECTION: 2019 FY2019 BUDGET

ACCOUNTS FOR:

	VENDOR	QUANTITY	UNIT COST	2019	ADOPTED
001 GENERAL FUND					
TOTAL 60640 EQUIPMENT PURCHASES					6,500.00
TOTAL 60 CAPITAL OUTLAY					56,500.00
TOTAL 01573 PARKS/RECREATION MAINTENANCE					266,334.00
TOTAL 001 GENERAL FUND					266,334.00

GRAND TOTAL 266,334.00

** END OF REPORT - Generated by Sue Parker **

PROJECTION: 2019 FY2019 BUDGET

FOR PERIOD 99

ACCOUNTS FOR:

001 GENERAL FUND	2017 ACTUAL	2018 ORIG BUD	2018 REVISED BUD	2018 ACTUAL	2018 PROJECTION	2019 ADOPTED	PCT CHANGE
<u>01574 RECREATION</u>							
<u>10 PERSONAL SERVICES</u>							
10110 SALARY	47,486.40	48,910.99	48,910.99	47,020.00	47,490.14	50,367.82	3.0%
10111 BONUS	547.92	565.00	565.00	564.24	548.00	581.17	2.9%
10120 WAGES	18,897.04	32,227.05	33,047.05	23,097.00	26,083.72	37,907.09	14.7%
10121 BONUS	141.20	300.00	300.00	268.52	200.00	300.00	.0%
10159 PHONE ALLOWANCE	.00	.00	.00	.00	.00	180.00	.0%
10210 FICA	4,792.92	6,569.53	6,569.53	5,075.14	5,959.00	7,378.24	12.3%
10220 RETIREMENT	3,532.34	3,873.75	9,136.75	11,095.66	3,571.00	7,291.51	-20.2%
10230 HOSPITALIZATION	7,829.28	8,603.00	8,603.00	8,350.05	7,831.20	7,168.32	-16.7%
10233 LIFE INSURANCE	96.24	99.12	99.12	108.00	89.40	108.00	9.0%
10236 DENTAL INSURANCE	223.68	224.00	224.00	223.68	333.72	223.68	-.1%
10240 WORKERS COMPENSA	1,797.12	4,329.00	1,829.00	1,818.63	3,411.00	3,637.00	98.9%
10 PERSONAL SERVICES	85,344.14	105,701.44	109,284.44	97,620.92	95,517.18	115,142.83	5.4%
<u>30 OPERATING EXPENSES</u>							
30340 CONTRACTUAL SERV	13,690.63	31,025.00	31,025.00	20,234.83	13,700.00	31,025.00	.0%
30400 TRAVEL/PER DIEM	4,891.36	5,469.99	4,249.99	.00	3,242.00	6,499.98	52.9%
30410 COMMUNICATIONS	3,174.08	3,960.00	3,960.00	3,457.03	3,960.00	3,960.00	.0%
30420 POSTAGE	298.27	300.00	300.00	30.39	300.00	300.00	.0%
30430 ELECTRIC	864.35	900.00	900.00	877.60	900.00	1,200.00	33.3%
30431 WATER	400.20	420.00	420.00	375.32	420.00	420.00	.0%
30450 INSURANCE	2,896.36	2,897.00	2,897.00	2,917.24	2,972.00	2,920.00	.8%

PROJECTION: 2019 FY2019 BUDGET

FOR PERIOD 99

ACCOUNTS FOR:

001 GENERAL FUND	2017 ACTUAL	2018 ORIG BUD	2018 REVISED BUD	2018 ACTUAL	2018 PROJECTION	2019 ADOPTED	PCT CHANGE
30462 VEHICLE REPAIRS/	210.74	500.00	500.00	413.98	500.00	500.00	.0%
30463 EQUIPMENT REPAIR	999.79	3,850.00	3,030.00	2,757.95	3,850.00	3,850.00	27.1%
30464 FACILITIES REPAIR	122.49	1,000.00	1,000.00	320.00	1,000.00	1,000.00	.0%
30470 PRINTING & COPYI	167.50	2,000.00	.00	1,853.75	2,000.00	2,000.00	.0%
30480 ADVERTISING	4,138.33	5,300.00	5,300.00	3,983.31	3,500.00	7,500.00	41.5%
30510 OFFICE SUPPLIES	567.33	900.00	900.00	1,571.19	900.00	900.00	.0%
30519 SUPPLIES SENIOR	4,066.28	4,800.00	4,800.00	4,500.96	4,800.00	4,800.00	.0%
30520 SUPPLIES	6,370.22	6,700.00	6,700.00	10,858.44	6,700.00	6,700.00	.0%
30522 FUEL	689.10	800.00	800.00	263.82	800.00	800.00	.0%
30542 TRAINING & EDUCA	1,150.00	2,800.00	2,400.00	304.96	2,800.00	2,800.00	16.7%
30544 MEMBERSHIPS	690.00	905.00	905.00	665.00	905.00	905.75	.1%
30 OPERATING EXPENSES	45,387.03	74,526.99	70,086.99	55,385.77	53,249.00	78,080.73	11.4%
<hr/>							
60 CAPITAL OUTLAY							
60630 IMPROVEMENTS	.00	.00	.00	.00	.00	60,000.00	.0%
60632 SOCCER FIELD	.00	.00	100,000.00	101,965.20	.00	.00	-100.0%
60640 EQUIPMENT PURCHA	.00	6,500.00	5,155.00	4,385.32	6,500.00	6,500.00	26.1%
60 CAPITAL OUTLAY	.00	6,500.00	105,155.00	106,350.52	6,500.00	66,500.00	-36.8%
01574 RECREATION	130,731.17	186,728.43	284,526.43	259,357.21	155,266.18	259,723.56	-8.7%
TOTAL 001 GENERAL FUND	130,731.17	186,728.43	284,526.43	259,357.21	155,266.18	259,723.56	-8.7%
GRAND TOTAL	130,731.17	186,728.43	284,526.43	259,357.21	155,266.18	259,723.56	-8.7%

** END OF REPORT - Generated by Sue Parker **

PROJECTION: 2019 FY2019 BUDGET

ACCOUNTS FOR:
001 GENERAL FUND

01574 RECREATION

10 PERSONAL SERVICES

01574 10110 - SALARY

REC DIRECTOR (MY)
\$24.22/HR X 2080 HOURS

VENDOR	QUANTITY	UNIT COST	2019	ADOPTED
--------	----------	-----------	------	---------

	1.00	50,367.82		50,367.82 *
--	------	-----------	--	-------------

TOTAL 10110 SALARY
01574 10111 - BONUS

X-MAS BONUS 3 X 8 HOUR DAY

	1.00	581.17		50,367.82 581.17 *
--	------	--------	--	-----------------------

TOTAL 10111 BONUS
01574 10120 - WAGES

REC AIDE (DG) PT
\$12.96/HR X 1040 HOURS
50 HOUR PP

REC ASSISTANT (CC) PT
\$11.96/HR X 1300 HOURS
50 HOURS PP / 25 HRS WK

REC AIDE SPORTS (DG) PT
\$10.61/HR 10 HRS/WK
2

	1.00	16,844.62		581.17 37,907.09 *
--	------	-----------	--	-----------------------

	1.00	15,545.79		15,545.79
--	------	-----------	--	-----------

	1.00	5,516.68		5,516.68
--	------	----------	--	----------

TOTAL 10120 WAGES
01574 10121 - BONUS

X-MAS BONUS \$100 EACH

	3.00	100.00		37,907.09 300.00 *
--	------	--------	--	-----------------------

TOTAL 10121 BONUS
01574 10159 - PHONE ALLOWANCE

PHONE (DG)
\$15.00/MTH

	1.00	180.00		300.00 180.00 *
--	------	--------	--	--------------------

09/25/2018 10:56
808spark

CITY OF FRUITLAND PARK
NEXT YEAR BUDGET DETAIL REPORT

PROJECTION: 2019 FY2019 BUDGET

ACCOUNTS FOR:
001 GENERAL FUND

	VENDOR	QUANTITY	UNIT COST	2019	ADOPTED
TOTAL 10159 PHONE ALLOWANCE					180.00
01574 10210 - FICA		1.00	7,378.24		7,378.24 *
WAGES X .0765					7,378.24
TOTAL 10210 FICA					7,378.24
01574 10220 - RETIREMENT		1.00	7,291.51		7,291.51 *
WAGES X .0792 FRS					7,291.51
TOTAL 10220 RETIREMENT					7,291.51
01574 10230 - HOSPITALIZATION		1.00	7,168.32		7,168.32 *
1 FT @ \$597.36/MTH X 12 = \$7168.32/YR					7,168.32
TOTAL 10230 HOSPITALIZATION					7,168.32
01574 10233 - LIFE INSURANCE		1.00	108.00		108.00 *
1 FT X \$9.00/MTH X 12 = \$108/YR					108.00
TOTAL 10233 LIFE INSURANCE					108.00
01574 10236 - DENTAL INSURANCE		1.00	223.68		223.68 *
1 FT @ \$18.64/MTH X 12 = \$223.68/YR					223.68
TOTAL 10236 DENTAL INSURANCE					223.68
01574 10240 - WORKERS COMPENSATION		1.00	3,637.00		3,637.00 *
WAGES X RISK CODE					3,637.00

PROJECTION: 2019 FY2019 BUDGET

ACCOUNTS FOR:
 001 GENERAL FUND

	VENDOR	QUANTITY	UNIT COST	2019	ADOPTED
TOTAL 10240 WORKERS COMPENSATION					3,637.00
TOTAL 10 PERSONAL SERVICES					115,142.83
30 OPERATING EXPENSES					
01574 30340 - CONTRACTUAL SERVICES					31,025.00 *
ANNUAL FEE MONITOR SECURITY SYSTEM RECREATION BLDG		1.00	300.00		300.00
FRUITLAND PARK DAY		1.00	11,000.00		11,000.00
HOMETOWN XMAS		1.00	2,000.00		2,000.00
MOVIE NIGHT		12.00	700.00		8,400.00
DAZZLE BOOTH		1.00	2,200.00		2,200.00
REC PRO		1.00	7,125.00		7,125.00
TOTAL 30340 CONTRACTUAL SERVICES					31,025.00
01574 30400 - TRAVEL/PER DIEM					6,499.98 *
CONFERENCE HOTEL (FRPA)		7.00	257.14		1,799.98
DIRECTOR'S CONFERENCE HOTEL (AGENCY SUMMIT)		2.00	200.00		400.00
REC CONFERENCE MEALS (FRPA) X 3 EMPLOYEES		5.00	400.00		2,000.00
DIRECTOR CONFERENCE MEALS (AGENCY SUMMIT)		4.00	80.00		320.00
NATIONAL RECREATION & PARKS ASSOC HOTEL (NRPA)		4.00	200.00		800.00
NRPA FLIGHT		1.00	600.00		600.00
AGENCY SUMMIT MILEAGE		1.00	100.00		100.00
NRPA MEALS		6.00	80.00		480.00

09/25/2018 10:56
808spark

CITY OF FRUITLAND PARK
NEXT YEAR BUDGET DETAIL REPORT

PROJECTION: 2019 FY2019 BUDGET

ACCOUNTS FOR:
001 GENERAL FUND

	VENDOR	QUANTITY	UNIT COST	2019	ADOPTED
TOTAL 30400 TRAVEL/PER DIEM					6,499.98
01574 30410 - COMMUNICATIONS					3,960.00 *
VERIZON SERVICE - DIRECTOR \$55/MTH		12.00	55.00		660.00
COMCAST - INTERNET, FAX, TV		12.00	160.00		1,920.00
COMCAST PHONES/RENTAL		12.00	85.00		1,020.00
DEBBIE GREEN PHONE REIMBURSEMENT		12.00	15.00		180.00
DAVE GONZALES PHONE REIMBURSEMENT		12.00	15.00		180.00
TOTAL 30410 COMMUNICATIONS					3,960.00
01574 30420 - POSTAGE					300.00 *
POSTAGE (MISC)		1.00	200.00		200.00
MAIL PROGRAM FLYERS		1.00	100.00		100.00
TOTAL 30420 POSTAGE					300.00
01574 30430 - ELECTRIC					1,200.00 *
RECREATION OFFICE		12.00	100.00		1,200.00
TOTAL 30430 ELECTRIC					1,200.00
01574 30431 - WATER					420.00 *
RECREATION OFFICE		12.00	35.00		420.00
TOTAL 30431 WATER					420.00
01574 30450 - INSURANCE					2,920.00 *
LIABILITY/PROPERTY/PUBLIC OFFICIALS		1.00	2,920.00		2,920.00

PROJECTION: 2019 FY2019 BUDGET

ACCOUNTS FOR:
 001 GENERAL FUND

	VENDOR	QUANTITY	UNIT COST	2019	ADOPTED
TOTAL 30450 INSURANCE					2,920.00
01574					500.00 *
		1.00	500.00		500.00
TOTAL 30462 VEHICLE REPAIRS/MAINT					500.00
01574					3,850.00 *
		1.00	500.00		500.00
		1.00	1,850.00		1,850.00
		1.00	1,500.00		1,500.00
TOTAL 30463 EQUIPMENT REPAIRS/MAINT					3,850.00
01574					1,000.00 *
		1.00	1,000.00		1,000.00
TOTAL 30464 FACILITIES REPAIRS/MAINT					1,000.00
01574					2,000.00 *
		1.00	2,000.00		2,000.00
TOTAL 30470 PRINTING & COPYING					2,000.00
01574					7,500.00 *
		1.00	1,500.00		1,500.00
		1.00	1,000.00		1,000.00
		1.00	1,000.00		1,000.00
		1.00	2,500.00		2,500.00
		1.00	300.00		300.00
		12.00	100.00		1,200.00

PROJECTION: 2019 FY2019 BUDGET

ACCOUNTS FOR:
 001 GENERAL FUND

	VENDOR	QUANTITY	UNIT COST	2019	ADOPTED
TOTAL 30480 ADVERTISING					7,500.00
01574 30510 - OFFICE SUPPLIES					900.00 *
		1.00	800.00		800.00
		1.00	100.00		100.00
TOTAL 30510 OFFICE SUPPLIES					900.00
01574 30519 - SUPPLIES SENIOR SOCIAL					4,800.00 *
		24.00	50.00		1,200.00
		24.00	150.00		3,600.00
TOTAL 30519 SUPPLIES SENIOR SOCIAL					4,800.00
01574 30520 - SUPPLIES					6,700.00 *
		1.00	1,200.00		1,200.00
		1.00	750.00		750.00
		1.00	3,000.00		3,000.00
		1.00	1,750.00		1,750.00
TOTAL 30520 SUPPLIES					6,700.00
01574 30522 - FUEL					800.00 *
		1.00	800.00		800.00
TOTAL 30522 FUEL					800.00
01574 30542 - TRAINING & EDUCATION					2,800.00 *
		2.00	700.00		1,400.00
		1.00	400.00		400.00
		1.00	600.00		600.00
		1.00	400.00		400.00

09/25/2018 10:56
808spark

CITY OF FRUITLAND PARK
NEXT YEAR BUDGET DETAIL REPORT

PROJECTION: 2019 FY2019 BUDGET

ACCOUNTS FOR:
001 GENERAL FUND

	VENDOR	QUANTITY	UNIT COST	2019	ADOPTED
TOTAL 30542 TRAINING & EDUCATION					2,800.00
01574 30544 - MEMBERSHIPS					905.75 *
FLORIDA RECREATION & PARKS ASSOC (FRPA)		1.00	150.00		150.00
KIWANIS		1.00	100.00		100.00
COSTCO		1.00	55.75		55.75
NATL RECREATION & PARKS ASSOC (NRPA)		1.00	600.00		600.00
TOTAL 30544 MEMBERSHIPS					905.75
TOTAL 30 OPERATING EXPENSES					78,080.73
60 CAPITAL OUTLAY					
01574 60630 - IMPROVEMENTS					60,000.00 *
NEW FLOORING & LIGHTING, TABLES & CHAIRS NEW REC BLDG		1.00	20,000.00		20,000.00
RENOVATE KITCHEN NEW REC BLDG		1.00	40,000.00		40,000.00
TOTAL 60630 IMPROVEMENTS					60,000.00
01574 60640 - EQUIPMENT PURCHASES					6,500.00 *
DESK FOR DAVE GONZALES		1.00	1,500.00		1,500.00
2 NEW COMPUTERS		2.00	1,250.00		2,500.00
AEDS		1.00	2,500.00		2,500.00
TOTAL 60640 EQUIPMENT PURCHASES					6,500.00
TOTAL 60 CAPITAL OUTLAY					66,500.00
TOTAL 01574 RECREATION					259,723.56
TOTAL 001 GENERAL FUND					259,723.56
GRAND TOTAL					259,723.56

** END OF REPORT - Generated by Sue Parker **

PROJECTION: 2019 FY2019 BUDGET

FOR PERIOD 99

ACCOUNTS FOR:

	2017 ACTUAL	2018 ORIG BUD	2018 REVISED BUD	2018 ACTUAL	2018 PROJECTION	2019 ADOPTED	PCT CHANGE
200 REDEVELOPMENT TRUST FUND							
<u>20001 REDEVELOPMENT FUND REVENU</u>							
<u>33 INTERGOVERN. REVENUE</u>							
33901 CITY OF FRUITLAN	-89,888.00	-96,713.34	-96,713.34	-96,745.00	-89,888.00	-137,177.61	41.8%
33902 LAKE COUNTY COMM	-113,269.00	-123,218.29	-123,218.29	-123,260.00	-118,489.00	-168,210.82	36.5%
33903 LAKE CO WATER AU	-5,707.15	-6,196.37	-6,196.37	-6,198.00	-5,759.00	-8,788.90	41.8%
33904 LAKE CO AMBULANC	-10,245.00	-11,144.54	-11,144.54	-11,148.00	-10,339.00	-15,213.91	36.5%
33 INTERGOVERN. REVENU	-219,109.15	-237,272.54	-237,272.54	-237,351.00	-224,475.00	-329,391.24	38.8%
<u>36 MISC. REVENUE</u>							
36110 INTEREST INCOME	-2,151.49	-602.46	-602.46	-2,853.63	-1,077.00	-1,274.00	111.5%
36 MISC. REVENUE	-2,151.49	-602.46	-602.46	-2,853.63	-1,077.00	-1,274.00	111.5%
<u>38 NON REVENUES</u>							
38001 XFER IN FUND BAL	.00	-172,438.00	-172,438.00	.00	.00	.00	-100.0%
38 NON REVENUES	.00	-172,438.00	-172,438.00	.00	.00	.00	-100.0%
20001 REDEVELOPMENT FU	-221,260.64	-410,313.00	-410,313.00	-240,204.63	-225,552.00	-330,665.24	-19.4%
TOTAL 200 REDEVELOPMENT TRUS	-221,260.64	-410,313.00	-410,313.00	-240,204.63	-225,552.00	-330,665.24	-19.4%
GRAND TOTAL	-221,260.64	-410,313.00	-410,313.00	-240,204.63	-225,552.00	-330,665.24	-19.4%

** END OF REPORT - Generated by Sue Parker **

PROJECTION: 2019 FY2019 BUDGET

ACCOUNTS FOR:

200 REDEVELOPMENT TRUST FUND

TOTAL 33774 CDBG GRANT

20001 33901 - CITY OF FRUITLAND PARK

MILLAGE 3.9863
CRA 00F1
INCREASE OVER BASE YEAR
\$31,755,460

EXPENSED IN 01519-30491

MILLAGE 3.9863
CRA 00F2
INCREASE OVER BASE YEAR
\$4,467,977

EXPENSED IN 01519-30491

VENDOR	QUANTITY	UNIT COST	2019	ADOPTED
				.00
	1.00	120,257.45		-137,177.61 *
				-120,257.45
	1.00	16,920.16		-16,920.16
	1.00	153,521.56		-137,177.61
				-168,210.82 *
				-153,521.56
	1.00	14,689.26		-14,689.26
	1.00	7,704.83		-168,210.82
				-8,788.90 *
				-7,704.83
	1.00	1,084.07		-1,084.07
	1.00	13,885.33		-8,788.90
				-15,213.91 *
				-13,885.33
	1.00	1,328.58		-1,328.58

TOTAL 33901 CITY OF FRUITLAND PARK
20001 33902 - LAKE COUNTY COMMISSION

LAKE COUNTY MILLAGE 5.3051
CRA 00F1

LAKE COUNTY MILLAGE 5.3051
CRA 00F2

TOTAL 33902 LAKE COUNTY COMMISSION
20001 33903 - LAKE CO WATER AUTHORITY

LAKE CO WATER AUTH MILLAGE
.2554
CRA 00F1

LAKE CO WATER AUTH MILLAGE
.2554
CRA 00F2

TOTAL 33903 LAKE CO WATER AUTHORITY
20001 33904 - LAKE CO AMBULANCE DISTRICT

LAKE CO AMBULANCE MILLAGE
.4629
CRA 00F1

LAKE CO AMBULANCE MILLAGE
.4629

PROJECTION: 2019 FY2019 BUDGET

ACCOUNTS FOR:

200 REDEVELOPMENT TRUST FUND
 CRA 00F2

VENDOR QUANTITY UNIT COST 2019 ADOPTED

TOTAL 33904 LAKE CO AMBULANCE DISTRICT
 TOTAL 33 INTERGOVERN. REVENUE

-15,213.91
 -329,391.24

36 MISC. REVENUE

20001 36110 - INTEREST INCOME

1.00

1,274.00

-1,274.00 *
 -1,274.00

TOTAL 36110 INTEREST INCOME
 TOTAL 36 MISC. REVENUE
 TOTAL 20001 REDEVELOPMENT FUND REVENUE
 TOTAL 200 REDEVELOPMENT TRUST FUND

-1,274.00
 -1,274.00
 -330,665.24
 -330,665.24

GRAND TOTAL

-330,665.24

** END OF REPORT - Generated by Sue Parker **

PROJECTION: 2019 FY2019 BUDGET

FOR PERIOD 99

ACCOUNTS FOR:

200 REDEVELOPMENT TRUST FUND	2017 ACTUAL	2018 ORIG BUD	2018 REVISED BUD	2018 ACTUAL	2018 PROJECTION	2019 ADOPTED	PCT CHANGE
<u>20511 COMMUNITY REDEVELOPMENT</u>							
<u>30 OPERATING EXPENSES</u>							
30311 ENGINEERING FEES	.00	2,000.00	2,000.00	.00	2,000.00	2,000.00	.0%
30313 PROFESSIONAL FEE	.00	2,000.00	2,000.00	.00	2,000.00	2,000.00	.0%
30479 ABATEMENT	.00	5,000.00	5,000.00	.00	5,000.00	5,000.00	.0%
30490 MISC EXPENSE	5,649.55	5,000.00	5,000.00	.00	5,000.00	5,000.00	.0%
30544 MEMBERSHIPS	175.00	570.00	570.00	175.00	570.00	570.00	.0%
30 OPERATING EXPENSES	5,824.55	14,570.00	14,570.00	175.00	14,570.00	14,570.00	.0%
<u>60 CAPITAL OUTLAY</u>							
60630 IMPROVEMENTS	77,276.00	.00	10,000.00	7,262.68	.00	.00	-100.0%
60631 STREETS & ROAD R	153,070.74	120,000.00	120,000.00	.00	120,000.00	120,000.00	.0%
60655 SYSTEM IMPROVEME	28,888.80	172,438.00	172,438.00	184,998.00	.00	.00	-100.0%
60 CAPITAL OUTLAY	259,235.54	292,438.00	302,438.00	192,260.68	120,000.00	120,000.00	-60.3%
<u>90 NON-OPERATING</u>							
90990 CONTINGENCY FUND	.00	65,834.00	55,834.00	.00	.00	157,301.00	181.7%
90 NON-OPERATING	.00	65,834.00	55,834.00	.00	.00	157,301.00	181.7%
20511 COMMUNITY REDEVE	265,060.09	372,842.00	372,842.00	192,435.68	134,570.00	291,871.00	-21.7%
TOTAL 200 REDEVELOPMENT TRUS	265,060.09	372,842.00	372,842.00	192,435.68	134,570.00	291,871.00	-21.7%
GRAND TOTAL	265,060.09	372,842.00	372,842.00	192,435.68	134,570.00	291,871.00	-21.7%

** END OF REPORT - Generated by Sue Parker **

PROJECTION: 2019 FY2019 BUDGET

ACCOUNTS FOR:

200 REDEVELOPMENT TRUST FUND

	VENDOR	QUANTITY	UNIT COST	2019	ADOPTED
TOTAL 30310 LEGAL FEES					.00
20511 30311 - ENGINEERING FEES		1.00	2,000.00		2,000.00 *
TOTAL 30311 ENGINEERING FEES					2,000.00
20511 30313 - PROFESSIONAL FEES		1.00	2,000.00		2,000.00 *
TOTAL 30313 PROFESSIONAL FEES					2,000.00
20511 30479 - ABATEMENT		1.00	5,000.00		5,000.00 *
NUISANCE ABATEMENT OF CODE ENFORCEMENT VIOLATIONS					
TOTAL 30479 ABATEMENT					5,000.00
20511 30490 - MISC EXPENSE		1.00	5,000.00		5,000.00 *
MISC					
TOTAL 30490 MISC EXPENSE					5,000.00
20511 30544 - MEMBERSHIPS		1.00	395.00		570.00 *
FL REDEVELOPMENT ASSOCIATION					
		1.00	175.00		175.00
DCA SPECIAL DISTRICT FEE					
TOTAL 30544 MEMBERSHIPS					570.00
TOTAL 30 OPERATING EXPENSES					14,570.00
60 CAPITAL OUTLAY					
20511 60631 - STREETS		1.00	120,000.00		120,000.00 *
ROAD SURFACE VARIOUS ROADS/SIDEWALKS					

PROJECTION: 2019 FY2019 BUDGET

ACCOUNTS FOR:

	VENDOR	QUANTITY	UNIT COST	2019	ADOPTED
200 REDEVELOPMENT TRUST FUND					
TOTAL 60631 STREETS & ROAD RESURFACING					120,000.00
TOTAL 60 CAPITAL OUTLAY					120,000.00
90 NON-OPERATING					
20511 90990 - CONTINGENCY REDEVP					157,301.00 *
UNEXPECTED MISC EXPENSES		1.00	157,301.00		157,301.00
TOTAL 90990 CONTINGENCY FUND					
					157,301.00
TOTAL 90 NON-OPERATING					
					157,301.00
TOTAL 20511 COMMUNITY REDEVELOPMENT					
					291,871.00
TOTAL 200 REDEVELOPMENT TRUST FUND					
					291,871.00
GRAND TOTAL					291,871.00

** END OF REPORT - Generated by Sue Parker **

PROJECTION: 2019 FY2019 BUDGET

FOR PERIOD 99

ACCOUNTS FOR:

300 CAPITAL PROJECTS FUND	2017 ACTUAL	2018 ORIG BUD	2018 REVISED BUD	2018 ACTUAL	2018 PROJECTION	2019 ADOPTED	PCT CHANGE
30001 CAPITAL PROJECTS REVENUES							
31 TAXES							
31260 DISCRETIONALLY SA 31 TAXES	-404,630.04	-411,219.00	-411,219.00	-347,311.72	-396,432.00	-766,174.00	86.3%
	-404,630.04	-411,219.00	-411,219.00	-347,311.72	-396,432.00	-766,174.00	86.3%
36 MISC. REVENUE							
36120 INTEREST EARNED 36 MISC. REVENUE	-6,764.19	-3,146.00	-3,146.00	-7,070.13	-2,206.00	-3,240.00	3.0%
	-6,764.19	-3,146.00	-3,146.00	-7,070.13	-2,206.00	-3,240.00	3.0%
38 NON REVENUES							
38001 XFER IN FUND BAL	.00	-622,193.00	-483,073.00	.00	.00	.00	-100.0%
38 NON REVENUES	.00	-622,193.00	-483,073.00	.00	.00	.00	-100.0%
30001 CAPITAL PROJECTS	-411,394.23	-1,036,558.00	-897,438.00	-354,381.85	-398,638.00	-769,414.00	-14.3%
TOTAL 300 CAPITAL PROJECTS F	-411,394.23	-1,036,558.00	-897,438.00	-354,381.85	-398,638.00	-769,414.00	-14.3%
GRAND TOTAL	-411,394.23	-1,036,558.00	-897,438.00	-354,381.85	-398,638.00	-769,414.00	-14.3%

** END OF REPORT - Generated by Sue Parker **

09/25/2018 11:09
808spark

CITY OF FRUITLAND PARK
NEXT YEAR BUDGET DETAIL REPORT

P 1
bgnyrpts

PROJECTION: 2019 FY2019 BUDGET

ACCOUNTS FOR:

300 CAPITAL PROJECTS FUND

30001 CAPITAL PROJECTS REVENUES

31 TAXES

30001 31260 - LOCAL GOVT SURTAX-INFRAS

VENDOR QUANTITY UNIT COST 2019 ADOPTED

1.00 766,174.00 -766,174.00 *

-766,174.00
-766,174.00

DISTRIBUTION FACTOR IS BASED
ON COUNTY'S LATEST OFFICIAL
POPULATION
POPULATION FY2019 = 7291,
FY2018 = 4274

TOTAL 31260 DISCRETIONALY SALES SURTAX
TOTAL 31 TAXES

-766,174.00
-766,174.00

36 MISC. REVENUE

30001 36120 - INTEREST EARNED

1.00 3,240.00 -3,240.00 *

-3,240.00
-3,240.00

TOTAL 36120 INTEREST EARNED
TOTAL 36 MISC. REVENUE
TOTAL 30001 CAPITAL PROJECTS REVENUES
TOTAL 300 CAPITAL PROJECTS FUND

-3,240.00
-3,240.00
-769,414.00
-769,414.00

GRAND TOTAL

-769,414.00

** END OF REPORT - Generated by Sue Parker **

09/25/2018 11:10
808spark

CITY OF FRUITLAND PARK
NEXT YEAR / CURRENT YEAR BUDGET ANALYSIS

P 1
bgnyrpts

PROJECTION: 2019 FY2019 BUDGET

FOR PERIOD 99

ACCOUNTS FOR:

300 CAPITAL PROJECTS FUND	2017 ACTUAL	2018 ORIG BUD	2018 REVISED BUD	2018 ACTUAL	2018 PROJECTION	2019 ADOPTED	PCT CHANGE
<hr/>							
30521 LAW ENFORCEMENT CAP PROJ							
<hr/>							
60 CAPITAL OUTLAY							
60640 EQUIPMENT PURCHA	86,971.00	.00	.00	.00	.00	.00	.0%
60649 EQUIPMENT - VEHI	173,632.66	67,080.00	67,080.00	67,080.00	67,080.00	67,080.00	.0%
60 CAPITAL OUTLAY	260,603.66	67,080.00	67,080.00	67,080.00	67,080.00	67,080.00	.0%
30521 LAW ENFORCEMENT	260,603.66	67,080.00	67,080.00	67,080.00	67,080.00	67,080.00	.0%
TOTAL 300 CAPITAL PROJECTS F	260,603.66	67,080.00	67,080.00	67,080.00	67,080.00	67,080.00	.0%
GRAND TOTAL	260,603.66	67,080.00	67,080.00	67,080.00	67,080.00	67,080.00	.0%

** END OF REPORT - Generated by Sue Parker **

09/25/2018 11:11
808spark

CITY OF FRUITLAND PARK
NEXT YEAR BUDGET DETAIL REPORT

P 1
bgnyrpts

PROJECTION: 2019 FY2019 BUDGET

ACCOUNTS FOR:

300 CAPITAL PROJECTS FUND

VENDOR QUANTITY UNIT COST 2019 ADOPTED

TOTAL 60627 ARCHITECT				.00
30521 60649 - EQUIPMENT - PD VEHICLES				67,080.00 *
	12.00	5,590.00		67,080.00
6 POLICE VEHICLES				
2ND YEAR OF 4 YEAR LEASE				

TOTAL 60649 EQUIPMENT - VEHICLES				67,080.00
TOTAL 60 CAPITAL OUTLAY				67,080.00
TOTAL 30521 LAW ENFORCEMENT CAP PROJ				67,080.00
TOTAL 300 CAPITAL PROJECTS FUND				67,080.00

GRAND TOTAL 67,080.00

** END OF REPORT - Generated by Sue Parker **

PROJECTION: 2019 FY2019 BUDGET

FOR PERIOD 99

ACCOUNTS FOR:

300 CAPITAL PROJECTS FUND	2017 ACTUAL	2018 ORIG BUD	2018 REVISED BUD	2018 ACTUAL	2018 PROJECTION	2019 ADOPTED	PCT CHANGE
<u>30522 FIRE DEPT CAPITAL PROJECT</u>							
<u>60 CAPITAL OUTLAY</u>							
60640 EQUIPMENT PURCHA	31,299.04	126,300.00	126,300.00	59,119.04	.00	35,720.00	-71.7%
60 CAPITAL OUTLAY	31,299.04	126,300.00	126,300.00	59,119.04	.00	35,720.00	-71.7%
30522 FIRE DEPT CAPITA	31,299.04	126,300.00	126,300.00	59,119.04	.00	35,720.00	-71.7%
TOTAL 300 CAPITAL PROJECTS F	31,299.04	126,300.00	126,300.00	59,119.04	.00	35,720.00	-71.7%
GRAND TOTAL	31,299.04	126,300.00	126,300.00	59,119.04	.00	35,720.00	-71.7%

** END OF REPORT - Generated by Sue Parker **

09/25/2018 11:14
808spark

CITY OF FRUITLAND PARK
NEXT YEAR / CURRENT YEAR BUDGET ANALYSIS

P 1
bgnyrpts

PROJECTION: 2019 FY2019 BUDGET

FOR PERIOD 99

ACCOUNTS FOR:

300 CAPITAL PROJECTS FUND	2017 ACTUAL	2018 ORIG BUD	2018 REVISED BUD	2018 ACTUAL	2018 PROJECTION	2019 ADOPTED	PCT CHANGE
<u>30541 ROAD & ST CAPITAL PROJECT</u>							
<u>60 CAPITAL OUTLAY</u>							
60620 BUILDINGS	7,828.00	400,000.00	2,000.00	2,000.00	.00	.00	-100.0%
60640 EQUIPMENT PURCHA	188,875.56	60,000.00	60,000.00	49,399.80	50,000.00	.00	-100.0%
60 CAPITAL OUTLAY	196,703.56	460,000.00	62,000.00	51,399.80	50,000.00	.00	-100.0%
30541 ROAD & ST CAPITA	196,703.56	460,000.00	62,000.00	51,399.80	50,000.00	.00	-100.0%
TOTAL 300 CAPITAL PROJECTS F	196,703.56	460,000.00	62,000.00	51,399.80	50,000.00	.00	-100.0%
GRAND TOTAL	196,703.56	460,000.00	62,000.00	51,399.80	50,000.00	.00	-100.0%

** END OF REPORT - Generated by Sue Parker **

09/25/2018 11:18
808spark

CITY OF FRUITLAND PARK
NEXT YEAR / CURRENT YEAR BUDGET ANALYSIS

P 1
|bgnyrpts

PROJECTION: 2019 FY2019 BUDGET

FOR PERIOD 99

ACCOUNTS FOR:

300 CAPITAL PROJECTS FUND	2017 ACTUAL	2018 ORIG BUD	2018 REVISED BUD	2018 ACTUAL	2018 PROJECTION	2019 ADOPTED	PCT CHANGE
<u>30571 LIBRARY CAPITAL PROJECTS</u>							
<u>60 CAPITAL OUTLAY</u>							
60630 IMPROVEMENTS	47,600.00	.00	.00	.00	.00	.00	.0%
60640 EQUIPMENT PURCHA	10,000.00	17,695.00	17,695.00	3,400.00	19,300.00	263,650.00	1390.0%
60663 LIBRARY CONSTRUC	.00	.00	.00	23,848.50	.00	.00	.0%
60 CAPITAL OUTLAY	57,600.00	17,695.00	17,695.00	27,248.50	19,300.00	263,650.00	1390.0%
30571 LIBRARY CAPITAL	57,600.00	17,695.00	17,695.00	27,248.50	19,300.00	263,650.00	1390.0%
TOTAL 300 CAPITAL PROJECTS F	57,600.00	17,695.00	17,695.00	27,248.50	19,300.00	263,650.00	1390.0%
GRAND TOTAL	57,600.00	17,695.00	17,695.00	27,248.50	19,300.00	263,650.00	1390.0%

*** END OF REPORT - Generated by Sue Parker ***

PROJECTION: 2019 FY2019 BUDGET

ACCOUNTS FOR:
 300 CAPITAL PROJECTS FUND

	VENDOR	QUANTITY	UNIT COST	2019	ADOPTED
TOTAL 60630 IMPROVEMENTS					.00
30571 60640 - EQUIPMENT PURCHASES					263,650.00 *
FURNITURE NEW LIBRARY-2 OFFICES DESKS/CHAIRS/FILING CABINETS/SHELVING (JG & TD)		1.00	3,000.00		3,000.00
AIR CONDITIONER REPLACE LIBRARY A/C		1.00	15,000.00		15,000.00
SENSOURCE 2D PEOPLE COUNTER		1.00	750.00		750.00
LIBRARY FURNITURE AND SHELVING TOTAL \$275K MINUS \$45K DEPOSIT		1.00	230,000.00		230,000.00
VARIDESK		5.00	400.00		2,000.00
NEW LIBRARY PRODUCTS (ROCKING CHAIRS, WASTE CANS, OUTDOOR WASTE RECEPTACLES, BIKE RACK, EXTERIOR MESSAGE CENTER, 2 OUTDOOR BENCHES, EXTERIOR AND INTERIOR COMMERCIAL MATS, FLAG POLE, AMERICAN FLAG)		1.00	5,000.00		5,000.00
OUTDOOR DROP-BOX		1.00	5,000.00		5,000.00
HISTORICAL MARKER		1.00	1,900.00		1,900.00
HISTORICAL PLAQUE		1.00	1,000.00		1,000.00
TOTAL 60640 EQUIPMENT PURCHASES					263,650.00
TOTAL 60 CAPITAL OUTLAY					263,650.00
TOTAL 30571 LIBRARY CAPITAL PROJECTS					263,650.00
TOTAL 300 CAPITAL PROJECTS FUND					263,650.00
GRAND TOTAL					263,650.00

** END OF REPORT - Generated by Sue Parker **

09/25/2018 11:19
808spark

|CITY OF FRUITLAND PARK
|NEXT YEAR / CURRENT YEAR BUDGET ANALYSIS

|P 1
|bgnyrpts

PROJECTION: 2019 FY2019 BUDGET

FOR PERIOD 99

ACCOUNTS FOR:

300 CAPITAL PROJECTS FUND	2017 ACTUAL	2018 ORIG BUD	2018 REVISED BUD	2018 ACTUAL	2018 PROJECTION	2019 ADOPTED	PCT CHANGE
<u>30572 RECREATION CAP PROJECTS</u>							
<u>60 CAPITAL OUTLAY</u>							
60632 SOCCER FIELD	6,262.31	150,000.00	150,000.00	201,096.50	150,000.00	12,500.00	-91.7%
60635 VETERANS PARK	1,438.71	.00	.00	.00	.00	.00	.0%
60640 EQUIPMENT PURCHA	.00	.00	.00	.00	.00	12,500.00	.0%
60 CAPITAL OUTLAY	7,701.02	150,000.00	150,000.00	201,096.50	150,000.00	25,000.00	-83.3%
30572 RECREATION CAP P	7,701.02	150,000.00	150,000.00	201,096.50	150,000.00	25,000.00	-83.3%
TOTAL 300 CAPITAL PROJECTS F	7,701.02	150,000.00	150,000.00	201,096.50	150,000.00	25,000.00	-83.3%
GRAND TOTAL	7,701.02	150,000.00	150,000.00	201,096.50	150,000.00	25,000.00	-83.3%

** END OF REPORT - Generated by Sue Parker **

PROJECTION: 2019 FY2019 BUDGET

ACCOUNTS FOR:

300 CAPITAL PROJECTS FUND

TOTAL 60610 LAND PURCHASE

30572 60632 - SOCCER/FOOTBALL FIELD

SOCCER FIELD

VENDOR	QUANTITY	UNIT COST	2019	ADOPTED
	1.00	12,500.00		.00
				12,500.00 *
				12,500.00

TOTAL 60632 SOCCER FIELD

30572 60640 - EQUIPMENT PURCHASES

NEW VEHICLE

	1.00	12,500.00		12,500.00
				12,500.00 *
				12,500.00

TOTAL 60640 EQUIPMENT PURCHASES

TOTAL 60 CAPITAL OUTLAY

TOTAL 30572 RECREATION CAP PROJECTS

TOTAL 300 CAPITAL PROJECTS FUND

	12,500.00
	25,000.00
	25,000.00
	25,000.00

GRAND TOTAL

	25,000.00
--	-----------

** END OF REPORT - Generated by Sue Parker **

PROJECTION: 2019 FY2019 BUDGET

FOR PERIOD 99

ACCOUNTS FOR:

300 CAPITAL PROJECTS FUND	2017 ACTUAL	2018 ORIG BUD	2018 REVISED BUD	2018 ACTUAL	2018 PROJECTION	2019 ADOPTED	PCT CHANGE
<u>30581 INTERFUND TRANSFERS</u>							
<u>90 NON-OPERATING</u>							
90914 XFER TO UTILITY	72,436.29	215,483.00	215,483.00	215,481.72	130,687.00	358,527.88	66.4%
90916 XFER TO GENERAL	.00	.00	258,880.00	258,880.00	.00	.00	-100.0%
90920 TRANSFER TO RESE	.00	.00	.00	.00	.00	19,436.00	.0%
90 NON-OPERATING	72,436.29	215,483.00	474,363.00	474,361.72	130,687.00	377,963.88	-20.3%
30581 INTERFUND TRANSF	72,436.29	215,483.00	474,363.00	474,361.72	130,687.00	377,963.88	-20.3%
TOTAL 300 CAPITAL PROJECTS F	72,436.29	215,483.00	474,363.00	474,361.72	130,687.00	377,963.88	-20.3%
GRAND TOTAL	72,436.29	215,483.00	474,363.00	474,361.72	130,687.00	377,963.88	-20.3%

** END OF REPORT - Generated by Sue Parker **

PROJECTION: 2019 FY2019 BUDGET

ACCOUNTS FOR:
 300 CAPITAL PROJECTS FUND

	VENDOR	QUANTITY	UNIT COST	2019	ADOPTED
TOTAL 90912 XFER TO REDEVELOPMENT					.00
30581 90914 - XFER TO UTILITY					358,527.88 *
FDOT LOAN (4 OF 30 PMTS)		1.00	14,187.00		14,187.00
40001-38300					
SEWER LOAN FOR SEWER LINES		2.00	172,170.44		344,340.88
(6th & 7TH OF 20 PMTS)					
12/20178 = \$172,170					
2019					
= \$172,171					
REVENUE = 40301-38300					
TOTAL 90914 XFER TO UTILITY					358,527.88
30581 90920 - TRANSFER TO RESERVE					19,436.00 *
		1.00	19,436.00		19,436.00
TOTAL 90920 TRANSFER TO RESERVE					19,436.00
TOTAL 90 NON-OPERATING					377,963.88
TOTAL 30581 INTERFUND TRANSFERS					377,963.88
TOTAL 300 CAPITAL PROJECTS FUND					377,963.88
GRAND TOTAL					377,963.88

** END OF REPORT - Generated by Sue Parker **

PROJECTION: 2019 FY2019 BUDGET

FOR PERIOD 99

ACCOUNTS FOR:

400 UTILITY FUND	2017 ACTUAL	2018 ORIG BUD	2018 REVISED BUD	2018 ACTUAL	2018 PROJECTION	2019 ADOPTED	PCT CHANGE
<u>40001 WATER UTILITY REVENUES</u>							
<u>34 CHARGES FOR SERVICES</u>							
34321 BULK WATER SALES	-32,328.25	-34,800.00	-34,800.00	-38,850.83	-50,239.00	-44,817.00	28.8%
34331 SALE OF WATER	-608,896.98	-579,598.00	-619,598.00	-639,399.11	-541,784.00	-661,608.00	6.8%
34332 INSTALLATION OF	-38,225.69	-10,000.00	-20,000.00	-36,420.00	-10,000.00	-30,600.00	53.0%
34333 BACKFLOW INSTALL	-5,076.71	-1,550.00	-1,550.00	-4,815.93	-1,550.00	-4,165.00	168.7%
34334 WATER LINE INSTA	.00	-700.00	-700.00	.00	-700.00	-513.00	-26.7%
34335 OTHER REVENUES	-101,447.62	-57,000.00	-57,000.00	-59,894.37	-57,000.00	-61,421.00	7.8%
34 CHARGES FOR SERVICE	-785,975.25	-683,648.00	-733,648.00	-779,380.24	-661,273.00	-803,124.00	9.5%
<u>36 MISC. REVENUE</u>							
36120 INTEREST EARNED	-31,549.97	-4,450.00	-4,450.00	-19,437.85	-4,450.00	-23,234.00	422.1%
36320 WATER IMPACT FEE	-194,596.60	-89,891.00	-49,891.00	-55,043.77	-83,308.00	-45,260.00	-9.3%
36441 SALE OF SURPLUS	.00	.00	.00	-7,874.95	.00	.00	.0%
36 MISC. REVENUE	-226,146.57	-94,341.00	-54,341.00	-82,356.57	-87,758.00	-68,494.00	26.0%
<u>38 NON REVENUES</u>							
38002 OVER/SHORT REGIS	-21.00	.00	.00	-8.40	.00	.00	.0%
38004 XFER IN RETAINED	.00	.00	.00	.00	.00	-122,288.21	.0%
38150 XFER IN REDEVELO	-8,969.60	.00	.00	.00	.00	.00	.0%
38300 XFER IN CAPITAL	-14,186.27	.00	.00	-14,186.27	.00	.00	.0%
38940 DEVELOPER CONTRI	-445,000.00	.00	.00	.00	.00	.00	.0%
38 NON REVENUES	-468,176.87	.00	.00	-14,194.67	.00	-122,288.21	.0%
40001 WATER UTILITY RE	-1,480,298.69	-777,989.00	-787,989.00	-875,931.48	-749,031.00	-993,906.21	26.1%
TOTAL 400 UTILITY FUND	-1,480,298.69	-777,989.00	-787,989.00	-875,931.48	-749,031.00	-993,906.21	26.1%
GRAND TOTAL	-1,480,298.69	-777,989.00	-787,989.00	-875,931.48	-749,031.00	-993,906.21	26.1%

** END OF REPORT - Generated by Sue Parker **

09/25/2018 11:22
808spark

CITY OF FRUITLAND PARK
NEXT YEAR BUDGET DETAIL REPORT

PROJECTION: 2019 FY2019 BUDGET

ACCOUNTS FOR:
400 UTILITY FUND

40001 WATER UTILITY REVENUES
34 CHARGES FOR SERVICES

	VENDOR	QUANTITY	UNIT COST	2019	ADOPTED
40001 34321 - BULK WATER SALES		1.00	43,896.00		-44,817.00 *
150 GALS/DAY PER HOUSE =					-43,896.00
54,750 GALS/YEAR					
@ \$.82/1000 GAL					
RATE INCREASE CPI-U 2.1%		1.00	921.00		-921.00
TOTAL 34321 BULK WATER SALES					-44,817.00
40001 34331 - SALE OF WATER		1.00	648,000.00		-661,608.00 *
AVG \$59,613/MTH		1.00	13,608.00		-13,608.00
RATE INCREASE CPI-U 2.1%					
TOTAL 34331 SALE OF WATER					-661,608.00
40001 34332 - INSTALLATION OF METERS		1.00	30,600.00		-30,600.00 *
\$600 EACH 3/4" METER					-30,600.00
TOTAL 34332 INSTALLATION OF METERS					-30,600.00
40001 34333 - BACKFLOW INSTALLATION		1.00	4,165.00		-4,165.00 *
\$85 EACH					-4,165.00
TOTAL 34333 BACKFLOW INSTALLATION					-4,165.00
40001 34334 - LINE INSTALL/EXTENSION		1.00	513.00		-513.00 *
					-513.00

PROJECTION: 2019 FY2019 BUDGET

ACCOUNTS FOR:
 400 UTILITY FUND

VENDOR	QUANTITY	UNIT COST	2019	ADOPTED
TOTAL 34334 WATER LINE INSTALLATION				-513.00
40001 34335 - OTHER REVENUES				-61,421.00 *
	1.00	61,421.00		-61,421.00
TURN ON FEES, RECONNECT FEES, NSF FEES				
TOTAL 34335 OTHER REVENUES				-61,421.00
TOTAL 34 CHARGES FOR SERVICES				-803,124.00
36 MISC. REVENUE				
40001 36120 - INTEREST EARNED				-23,234.00 #
	1.00	23,234.00		-23,234.00
TOTAL 36120 INTEREST EARNED				-23,234.00
40001 36320 - WATER IMPACT FEE				-45,260.00 *
	1.00	45,260.00		-45,260.00
RESIDENTIAL \$206.85				
TOTAL 36320 WATER IMPACT FEE				-45,260.00
TOTAL 36 MISC. REVENUE				-68,494.00
38 NON REVENUES				
40001 38004 - XFER IN RETAINED EARN				-122,288.21 *
	1.00	122,288.21		-122,288.21
TOTAL 38004 XFER IN RETAINED EARNING				-122,288.21
TOTAL 38 NON REVENUES				-122,288.21
TOTAL 40001 WATER UTILITY REVENUES				-993,906.21
TOTAL 400 UTILITY FUND				-993,906.21
GRAND TOTAL				-993,906.21

** END OF REPORT - Generated by Sue Parker **

PROJECTION: 2019 FY2019 BUDGET

FOR PERIOD 99

ACCOUNTS FOR:

400 UTILITY FUND	2017 ACTUAL	2018 ORIG BUD	2018 REVISED BUD	2018 ACTUAL	2018 PROJECTION	2019 ADOPTED	PCT CHANGE
<u>40301 SEWER UTILTIY REVENUES</u>							
<u>33 INTERGOVERN. REVENUE</u>							
33436 GRANT SEWER/WW E	-250,000.00	-500,000.00	-500,000.00	.00	-250,000.00	.00	-100.0%
33 INTERGOVERN. REVENU	-250,000.00	-500,000.00	-500,000.00	.00	-250,000.00	.00	-100.0%
<u>34 CHARGES FOR SERVICES</u>							
34334 WATER LINE INSTA	154.84	-2,000.00	-2,000.00	.00	-2,000.00	-2,000.00	.0%
34335 OTHER REVENUES	-25.00	.00	.00	.00	.00	.00	.0%
34339 SEWER DECOMMISSI	-2,250.00	-1,750.00	-1,750.00	.00	-1,750.00	-2,200.00	25.7%
34351 SEWER UTILITY RE	-120,037.35	-112,263.00	-126,263.00	-136,620.01	-108,565.00	-145,437.00	15.2%
34352 ELECTRIC CONNECT	-2,250.00	-3,725.00	-3,725.00	-750.00	-2,325.00	-3,000.00	-19.5%
34 CHARGES FOR SERVICE	-124,407.51	-119,738.00	-133,738.00	-137,370.01	-114,640.00	-152,637.00	14.1%
<u>36 MISC. REVENUE</u>							
36321 SEWER IMPACT FEE	-15,400.00	-42,086.00	-20,086.00	-31,822.56	-20,000.00	-40,247.00	100.4%
36 MISC. REVENUE	-15,400.00	-42,086.00	-20,086.00	-31,822.56	-20,000.00	-40,247.00	100.4%
<u>38 NON REVENUES</u>							
38006 XFER IN IMPACT F	.00	-137,669.00	1.00	.00	-137,669.00	-137,669.00	%
38100 XFER IN GENERAL	.00	.00	.00	.00	.00	-240,000.00	.0%
38300 XFER IN CAPITAL	-58,250.02	-215,483.00	-215,483.00	-201,295.45	-130,687.00	-358,527.88	66.4%
38401 DEBT PROCEEDS -	.00	-1,925,466.00	-1,925,466.00	.00	-2,217,065.00	.00	-100.0%
38 NON REVENUES	-58,250.02	-2,278,618.00	-2,140,948.00	-201,295.45	-2,485,421.00	-736,196.88	-65.6%
40301 SEWER UTILTIY RE	-448,057.53	-2,940,442.00	-2,794,772.00	-370,488.02	-2,870,061.00	-929,080.88	-66.8%
TOTAL 400 UTILITY FUND	-448,057.53	-2,940,442.00	-2,794,772.00	-370,488.02	-2,870,061.00	-929,080.88	-66.8%
GRAND TOTAL	-448,057.53	-2,940,442.00	-2,794,772.00	-370,488.02	-2,870,061.00	-929,080.88	-66.8%

** END OF REPORT - Generated by Sue Parker **

PROJECTION: 2019 FY2019 BUDGET

ACCOUNTS FOR:
400 UTILITY FUND

	VENDOR	QUANTITY	UNIT COST	2019	ADOPTED
TOTAL 33436 GRANT SEWER/WW EPA					.00
TOTAL 33 INTERGOVERN. REVENUE					.00
<u>34 CHARGES FOR SERVICES</u>					
40301 34334 - LINE INSTALLATION/EXTENSION		1.00	2,000.00		-2,000.00 *
					-2,000.00
TOTAL 34334 WATER LINE INSTALLATION					-2,000.00
40301 34339 - SEWER DECOMMISSION		1.00	2,200.00		-2,200.00 *
					-2,200.00
TOTAL 34339 SEWER DECOMMISSION					-2,200.00
40301 34351 - SEWER UTILITY REVENUE		1.00	142,446.00		-145,437.00 *
					-142,446.00
AVG SWR 11,870/MTH X 12 MTHS					
RATE INCREASE CPI-U 2.1%		1.00	2,991.00		-2,991.00
TOTAL 34351 SEWER UTILITY REVENUE					-145,437.00
40301 34352 - ELECTRIC CONNECTION SEWER		1.00	3,000.00		-3,000.00 *
					-3,000.00
TOTAL 34352 ELECTRIC CONNECTION SEWER					-3,000.00
TOTAL 34 CHARGES FOR SERVICES					-152,637.00
<u>36 MISC. REVENUE</u>					
40301 36321 - SEWER IMPACT FEE		1.00	40,247.00		-40,247.00 *
					-40,247.00
RESIDENTIAL \$3080					

-226-

PROJECTION: 2019 FY2019 BUDGET

ACCOUNTS FOR:
 400 UTILITY FUND

	VENDOR	QUANTITY	UNIT COST	2019	ADOPTED
TOTAL 36321 SEWER IMPACT FEE					-40,247.00
TOTAL 36 MISC. REVENUE					-40,247.00
38 NON REVENUES					
40301 38006 - XFER IN SWR IMPACT FEE FND BAL					-137,669.00 *
2 PMTS WW TREATMENT PLANT LOAN EXPENSED IN 40535-70740, 70741, 70742 2 X 68,834.50 = \$137,669		2.00	68,834.50		-137,669.00
ADDED BACK IN					
TOTAL 38006 XFER IN IMPACT FEES					-137,669.00
40301 38100 - TX IN FM GEN FUND					-240,000.00 *
TO COVER LADY LAKE SEWER PROCESSING		1.00	240,000.00		-240,000.00
TOTAL 38100 XFER IN GENERAL FUND					-240,000.00
40301 38300 - XFER IN CAPITAL PROJECT					-358,527.88 *
EXPENSED FM 30581-90914 FDOT LOAN REPAYMENT		1.00	14,187.00		-14,187.00
2 INTEREST PMTS \$53,231 FOR SEWER LINES LOAN 1 PRINCIPAL PMT \$291,110 EXPENSED FM 30581-90914		2.00	172,170.44		-344,340.88
TOTAL 38300 XFER IN CAPITAL PROJECT					-358,527.88
TOTAL 38 NON REVENUES					-736,196.88
TOTAL 40301 SEWER UTILTIY REVENUES					-929,080.88
TOTAL 400 UTILITY FUND					-929,080.88
GRAND TOTAL					-929,080.88

** END OF REPORT - Generated by Sue Parker **

-227-

PROJECTION: 2019 FY2019 BUDGET

FOR PERIOD 99

ACCOUNTS FOR:

400 UTILITY FUND	2017 ACTUAL	2018 ORIG BUD	2018 REVISED BUD	2018 ACTUAL	2018 PROJECTION	2019 ADOPTED	PCT CHANGE
<u>40533 WATER UTILITY SERVICES</u>							
<u>10 PERSONAL SERVICES</u>							
10110 SALARY	81,144.14	87,842.57	87,842.57	87,284.24	84,978.44	90,484.50	3.0%
10111 BONUS	984.05	1,644.00	1,644.00	1,013.64	1,961.00	1,693.00	3.0%
10120 WAGES	192,633.95	243,160.00	240,658.00	211,804.24	193,539.50	212,458.00	-11.7%
10121 BONUS	2,084.12	2,982.00	2,982.00	1,595.12	2,395.00	2,246.00	-24.7%
10140 OVERTIME	14,688.60	9,000.00	9,000.00	8,639.76	9,000.00	10,000.00	11.1%
10210 FICA	21,552.63	28,182.00	30,150.00	22,895.15	16,585.00	25,931.00	-14.0%
10220 RETIREMENT	31,908.21	20,775.00	22,000.00	24,464.83	11,859.00	19,092.00	-13.2%
10230 HOSPITALIZATION	42,315.68	68,824.00	68,824.00	35,413.63	46,987.20	50,178.24	-27.1%
10233 LIFE INSURANCE	635.25	792.96	792.96	557.86	536.40	756.00	-4.7%
10236 DENTAL INSURANCE	1,250.79	1,792.00	1,792.00	969.28	2,002.32	1,565.76	-12.6%
10240 WORKERS COMPENSA	8,294.11	13,629.00	7,601.00	5,755.41	6,563.00	9,905.00	30.3%
10 PERSONAL SERVICES	397,491.53	478,623.53	473,286.53	400,393.16	376,406.86	424,309.50	-10.3%
<u>30 OPERATING EXPENSES</u>							
30311 ENGINEERING FEES	4,026.25	2,500.00	2,500.00	.00	2,500.00	2,500.00	.0%
30315 CONSUMPTIVE USE	4,375.00	10,000.00	10,000.00	8,121.45	10,000.00	10,000.00	.0%
30320 AUDIT FEES	11,750.00	8,750.00	8,750.00	5,875.00	8,750.00	7,450.00	-14.9%
30340 CONTRACTUAL SERV	85,713.46	84,919.00	111,919.00	68,764.13	79,491.00	136,654.50	22.1%
30344 BANK FEES/SERVIC	289.48	.00	3,000.00	3,000.25	.00	3,500.00	16.7%
30400 TRAVEL/PER DIEM	50.00	500.00	500.00	.00	500.00	500.00	.0%
30410 COMMUNICATIONS	9,063.55	10,948.00	10,948.00	9,406.76	10,728.00	9,480.00	-13.4%

09/25/2018 11:25
808spark

CITY OF FRUITLAND PARK
NEXT YEAR / CURRENT YEAR BUDGET ANALYSIS

P 2
bgnyrpts

PROJECTION: 2019 FY2019 BUDGET

FOR PERIOD 99

ACCOUNTS FOR:

400 UTILITY FUND	2017 ACTUAL	2018 ORIG BUD	2018 REVISED BUD	2018 ACTUAL	2018 PROJECTION	2019 ADOPTED	PCT CHANGE
30420 POSTAGE	11,565.65	11,314.00	11,314.00	9,325.05	11,314.00	11,314.00	.0%
30430 ELECTRIC	44,289.46	36,504.00	36,504.00	42,778.55	36,504.00	50,400.00	38.1%
30440 RENTAL OF EQUIPM	.00	500.00	500.00	.00	500.00	500.00	.0%
30450 INSURANCE	12,360.56	12,295.00	12,295.00	13,046.96	12,000.00	13,084.00	6.4%
30460 REPAIRS	16,858.48	30,000.00	30,000.00	28,178.00	20,000.00	25,681.00	-14.4%
30462 VEHICLE REPAIRS/	11,215.07	4,500.00	4,500.00	1,453.84	4,500.00	4,500.00	.0%
30463 EQUIPMENT REPAIR	9,222.99	6,000.00	6,000.00	1,509.81	6,000.00	6,000.00	.0%
30464 FACILITIES REPAI	4,300.85	12,500.00	12,500.00	6,799.85	12,500.00	12,500.00	.0%
30466 FIRE HYDRANT REP	1,462.79	7,500.00	7,500.00	5,352.48	7,500.00	7,500.00	.0%
30470 PRINTING & COPYI	249.00	500.00	500.00	.00	500.00	500.00	.0%
30480 ADVERTISING	.00	500.00	1,000.00	1,000.00	500.00	1,000.00	.0%
30490 MISC EXPENSE	.00	20,000.00	.00	.00	.00	.00	.0%
30510 OFFICE SUPPLIES	758.40	1,000.00	1,500.00	1,330.62	1,000.00	1,000.00	-33.3%
30520 SUPPLIES	39,986.71	29,700.00	85,284.00	57,759.83	30,000.00	138,000.00	61.8%
30521 UNIFORMS	2,522.10	2,374.80	2,374.80	1,945.33	3,749.80	3,374.76	42.1%
30522 FUEL	8,294.41	8,000.00	8,000.00	10,056.04	8,000.00	9,000.00	12.5%
30542 TRAINING & EDUCA	740.00	2,000.00	2,000.00	35.00	2,000.00	2,000.00	.0%
30544 MEMBERSHIPS	920.00	1,500.00	1,500.00	920.00	1,500.00	2,000.00	33.3%
30 OPERATING EXPENSES	280,014.21	304,304.80	370,888.80	276,658.95	270,036.80	458,438.26	23.6%
<hr/>							
60 CAPITAL OUTLAY							
60640 EQUIPMENT PURCHA	9,977.95	4,500.00	10.00	83.31	.00	.00	-100.0%
60655 SYSTEM IMPROVEME	-15,253.00	150,000.00	150,000.00	.00	.00	.00	-100.0%
60 CAPITAL OUTLAY	-5,275.05	154,500.00	150,010.00	83.31	.00	.00	-100.0%
<hr/>							
70 DEBT SERVICE							

PROJECTION: 2019 FY2019 BUDGET

FOR PERIOD 99

ACCOUNTS FOR:

400 UTILITY FUND	2017 ACTUAL	2018 ORIG BUD	2018 REVISED BUD	2018 ACTUAL	2018 PROJECTION	2019 ADOPTED	PCT CHANGE
70743 FDOT HWY CONSTRU	.00	14,187.00	14,187.00	14,186.27	14,187.00	14,187.00	.0%
70 DEBT SERVICE	.00	14,187.00	14,187.00	14,186.27	14,187.00	14,187.00	.0%
<hr/>							
90 NON-OPERATING							
90940 CONTINGENCY FUND	.00	50,000.00	.00	.00	60,717.26	10,000.00	.0%
90991 BAD DEBT EXPENSE	.00	750.00	750.00	.00	750.00	750.00	.0%
90993 DEPRECIATION EXP	148,063.00	.00	.00	.00	.00	.00	.0%
90 NON-OPERATING	148,063.00	50,750.00	750.00	.00	61,467.26	10,750.00	1333.3%
40533 WATER UTILITY SE	820,293.69	1,002,365.33	1,009,122.33	691,321.69	722,097.92	907,684.76	-10.1%
TOTAL 400 UTILITY FUND	820,293.69	1,002,365.33	1,009,122.33	691,321.69	722,097.92	907,684.76	-10.1%
GRAND TOTAL	820,293.69	1,002,365.33	1,009,122.33	691,321.69	722,097.92	907,684.76	-10.1%

** END OF REPORT - Generated by Sue Parker **

PROJECTION: 2019 FY2019 BUDGET

ACCOUNTS FOR:
 400 UTILITY FUND

40533 WATER UTILITY SERVICES
 10 PERSONAL SERVICES

VENDOR	QUANTITY	UNIT COST	2019	ADOPTED
40533 10110 - SALARY				90,484.50 *
1/2 PW DIRECTOR (DB) \$32.93/HR X 2080 HOURS X .5	.50	68,493.00		34,246.50
50% MANAGER (GL) \$54.08/HR X 2080 HOURS X .50	.50	112,476.00		56,238.00
TOTAL 10110 SALARY				90,484.50
40533 10111 - BONUS				1,693.00 *
X-MAS BONUS CM & PW DIRECTOR 50% 3 8 HOUR DAYS X .50	1.00	1,693.00		1,693.00
TOTAL 10111 BONUS				1,693.00
40533 10120 - WAGES				212,458.00 *
1 - ASST PW DIRECTOR (TRIBBLE) \$19.51/HR X 2080 HOURS	1.00	40,577.00		40,577.00
2 - FIELD SUPERVISOR (RDICUS) \$16.17/HR X 2080 HOURS	1.00	33,636.00		33,636.00
3 - SERVICE WORKER (VACANT) \$12.36/HR X 2080 HOURS NOT FUNDED FY2019	.00	25,709.00		.00
4 - SRV WORKER (JKNOTT) \$12.36/HR X 2080 HOURS	1.00	25,709.00		25,709.00
5 - SERVICE WORKER \$12.36/HR X 2080 HOURS	1.00	25,709.00		25,709.00
FIN CLERK II (RELKIN) \$15.45/HR X 2080 HOURS	1.00	32,136.00		32,136.00
FIN CLERK I (PPRICE) \$14.94/HR X 2080 HOURS	1.00	31,065.00		31,065.00
6 - MECHANIC (RSMITH) \$18.930/HR X 1248 HOURS PT 48 HOURS PP	1.00	23,626.00		23,626.00

PROJECTION: 2019 FY2019 BUDGET

ACCOUNTS FOR:
 400 UTILITY FUND

	VENDOR	QUANTITY	UNIT COST	2019	ADOPTED
40533	TOTAL 10120 WAGES 10121 - BONUS				212,458.00
	X-MAS BONUS 3 X 8 HOUR DAY	1.00	2,246.00		2,246.00 *
40533	TOTAL 10121 BONUS 10140 - OVERTIME				2,246.00
	OVERTIME	1.00	10,000.00		10,000.00 *
40533	TOTAL 10140 OVERTIME 10210 - FICA				10,000.00
	WAGES X .0765	1.00	25,931.00		25,931.00 *
40533	TOTAL 10210 FICA 10220 - RETIREMENT				25,931.00
	WAGES X .05 ICMA WAGES X .0792 FRS	1.00	19,092.00		19,092.00 *
40533	TOTAL 10220 RETIREMENT 10230 - HOSPITALIZATION				19,092.00
	7 FT \$597.36/MTH X 12 = \$7168.32/YR	7.00	7,168.32		50,178.24 *
40533	TOTAL 10230 HOSPITALIZATION 10233 - LIFE INSURANCE				50,178.24
	8 FT \$9.00/MTH X 12 = \$108/YR	7.00	108.00		756.00 *

PROJECTION: 2019 FY2019 BUDGET

ACCOUNTS FOR:
 400 UTILITY FUND

	VENDOR	QUANTITY	UNIT COST	2019	ADOPTED
TOTAL 10233 LIFE INSURANCE					756.00
40533 10236 - DENTAL INSURANCE		7.00	223.68		1,565.76 *
7 FT @ \$18.64/MTH X 12 = \$223.68/YR					1,565.76
TOTAL 10236 DENTAL INSURANCE					1,565.76
40533 10240 - WORKERS COMPENSATION		1.00	9,905.00		9,905.00 *
WAGES X RISK CODE					9,905.00
TOTAL 10240 WORKERS COMPENSATION					9,905.00
TOTAL 10 PERSONAL SERVICES					424,309.50
30 OPERATING EXPENSES					
40533 30311 - ENGINEERING FEES		1.00	2,500.00		2,500.00 *
ISC ENGINEERING					2,500.00
TOTAL 30311 ENGINEERING FEES					2,500.00
40533 30315 - CONSUMPTIVE USE PERMIT CUP		1.00	10,000.00		10,000.00 *
CONSUMPTIVE USE PERMIT (CUP) CAPITALIZED					10,000.00
TOTAL 30315 CONSUMPTIVE USE PERMIT					10,000.00
40533 30320 - AUDIT FEES		.50	14,900.00		7,450.00 *
25% AUDIT EXPENSE (\$24,000) CAFR SINGLE AUDIT (\$5300) 25% ANNUAL FINANCE RPT/AFR (\$500) \$29,800					7,450.00

-234-

09/25/2018 11:25
808spark

CITY OF FRUITLAND PARK
NEXT YEAR BUDGET DETAIL REPORT

PROJECTION: 2019 FY2019 BUDGET

ACCOUNTS FOR:
400 UTILITY FUND

TOTAL 30320 AUDIT FEES
40533 30340 - CONTRACTUAL SERVICES

VENDOR	QUANTITY	UNIT COST	2019	ADOPTED
				7,450.00
				136,654.50 *
				240.00
	4.00	60.00		
ANNUAL NITRITE/NITRATE TEST, 4 WELLS				
	12.00	240.00		2,880.00
BACTERIOLOGICAL TEST				
	12.00	50.00		600.00
SUNSHINE ON CALL MTHLY LINE LOCATES				
	4.00	250.00		1,000.00
TTHM/HAA5'S				
	4.00	300.00		1,200.00
PRIMARY INORGANICS				
	2.00	900.00		1,800.00
SOC-PCB/PESTICIDES				
	4.00	230.00		920.00
SECONDARY CONTAMINENTS				
	4.00	160.00		640.00
VOLATILE ORGANICS				
	1.00	1,000.00		1,000.00
SPECIAL TESTING & SAMPLING				
	1.00	11,736.00		11,736.00
WATER TOWER MAINTENANCE CONTRACT				
	12.00	510.00		6,120.00
OUTSOURCE PRINTING, RETURN ENVELOPES & UTILITY BILLS				
	1.00	41,143.50		41,143.50
MUNIS ASP (APPLICATION SERVICE PROVIDER)				
ANNUAL RECURRING COST (CIS UT, ONLINE PMTS, METER READ, ACCTS RX)				
1/2 A(CCTG, GL, BUDGET, AP, POS, PAYROLL)				
	1.00	2,000.00		2,000.00
FDEP ANNUAL OPERATING LICENSE				
	1.00	175.00		175.00
WELLS ALARM MONITORING				
	1.00	7,500.00		7,500.00
FIRE HYDRANT MAINT & TESTING - DEP REQUIREMENT				
	1.00	1,200.00		1,200.00
WEBSITE HOSTING, MAINT, SUPPORT				
	1.00	7,000.00		7,000.00
MAINTENANCE - GENERATORS AT WELL #7 & WASTE WATER PLANT				
	1.00	4,500.00		4,500.00
SCADA MAINTENANCE AT WELL #7				

PROJECTION: 2019 FY2019 BUDGET

ACCOUNTS FOR:
 400 UTILITY FUND

	VENDOR	QUANTITY	UNIT COST	2019	ADOPTED
		1.00	6,000.00		6,000.00
	SERVICE NEW GENERATORS ADDTL GENERATORS				
		1.00	37,000.00		37,000.00
	BESH STUDIES - WATER MASTER PLAN				
		1.00	2,000.00		2,000.00
	PH AND CHLORINE ANALYZER MAINTENANCE CONTRACT				
		.00	27,000.00		.00
	BESH STUDY - RATE STUDY DO IN FY2018				
	TOTAL 30340 CONTRACTUAL SERVICES				136,654.50
40533	30344 - BANK FEES/SERVICE CHARGES				3,500.00 *
	MERCHANT/BANK FEES	1.00	3,500.00		3,500.00
	TOTAL 30344 BANK FEES/SERVICE CHARGES				3,500.00
40533	30400 - TRAVEL/PER DIEM				500.00 *
	WATER LISCENSE TRAINING CEU'S-WATER & DISTRIBUTION LICENSES	1.00	500.00		500.00
	DISTRIBUTION LICENSE EXAM DISTRIBUTION LICENSE TNG COURSES				
	WATER OPERATIONS COURSE				
	TOTAL 30400 TRAVEL/PER DIEM				500.00
40533	30410 - COMMUNICATIONS				9,480.00 *
	COMCAST - INTERNET, TV	12.00	250.00		3,000.00
	COMCAST BUSINESS - RENTAL/SERV PHONES	12.00	185.00		2,220.00
	VERIZON - PHONES/TABLETS	12.00	120.00		1,440.00
	COMCAST - PUMP HOUSE WELL COMMUNIATION	12.00	145.00		1,740.00
	AT&T - WELL COMMUNICATION	12.00	90.00		1,080.00

- 236 -

PROJECTION: 2019 FY2019 BUDGET

ACCOUNTS FOR:
 400 UTILITY FUND

	VENDOR	QUANTITY	UNIT COST	2019	ADOPTED
TOTAL 30410 COMMUNICATIONS					9,480.00
40533				30420 - POSTAGE	11,314.00 *
		1.00	850.00		850.00
				CONSUMER CONFIDENCE REPORT (CCR)	
		12.00	872.00		10,464.00
				UTILITY BILL MAILING	
TOTAL 30420 POSTAGE					11,314.00
40533				30430 - ELECTRIC	50,400.00 *
		12.00	1,000.00		12,000.00
				ALL WELLS (6)	
		12.00	3,200.00		38,400.00
				201 BERCKMAN WATER PLANT	
TOTAL 30430 ELECTRIC					50,400.00
40533				30440 - RENTAL OF EQUIPMENT	500.00 *
		1.00	500.00		500.00
				TRENCHER, COMPRESSOR, LIGHT TOWER	
TOTAL 30440 RENTAL OF EQUIPMENT					500.00
40533				30450 - INSURANCE	13,084.00 *
		1.00	12,384.00		12,384.00
				LIABILITY/PROPERTY/PUBLIC OFFICIALS & AUTOS	
		1.00	700.00		700.00
				STORAGE TANK W#7 INS	
TOTAL 30450 INSURANCE					13,084.00
40533				30460 - WATER SYSTEM REPAIR & MAINT	25,681.00 *
		1.00	20,681.00		20,681.00
				WATER MAIN BREAKS CHLORINATORS-ANNUAL SERVICE	
		1.00	5,000.00		5,000.00
				UPGRADE OLD 2" WATER MAINS TO 6"	

PROJECTION: 2019 FY2019 BUDGET

ACCOUNTS FOR:
 400 UTILITY FUND

	VENDOR	QUANTITY	UNIT COST	2019	ADOPTED
TOTAL 30460 REPAIRS					25,681.00
40533 30462 - VEHICLE REPAIRS/MAINT					4,500.00 *
211 - 2005 FORD F150		1.00	4,500.00		4,500.00
TOTAL 30462 VEHICLE REPAIRS/MAINT					4,500.00
40533 30463 - EQUIPMENT REPAIRS/MAINT					6,000.00 *
EQUIPMENT REPAIR/MAINT		1.00	6,000.00		6,000.00
TOTAL 30463 EQUIPMENT REPAIRS/MAINT					6,000.00
40533 30464 - FACILITIES REPAIRS/MAINT					12,500.00 *
ALL WELL HOUSES		1.00	12,500.00		12,500.00
TOTAL 30464 FACILITIES REPAIRS/MAINT					12,500.00
40533 30466 - FIRE HYDRANT REPLACEMENT					7,500.00 *
FIRE HYDRANT REPLACEMENT		1.00	7,500.00		7,500.00
TOTAL 30466 FIRE HYDRANT REPLACEMENT					7,500.00
40533 30470 - PRINTING & COPYING					500.00 *
FINAL BILLS (ON SITE) CHECKS CONNECTION APP DISCONNECTION APP		1.00	500.00		500.00
TOTAL 30470 PRINTING & COPYING					500.00
40533 30480 - ADVERTISING					1,000.00 *
CONSERVATION ADVERTISING ON LAKE FRONT TV PARTNER WITH WORKING GROUP OF LAKE COUNTY		1.00	1,000.00		1,000.00

PROJECTION: 2019 FY2019 BUDGET

ACCOUNTS FOR:
 400 UTILITY FUND

	VENDOR	QUANTITY	UNIT COST	2019	ADOPTED
TOTAL 30480 ADVERTISING					1,000.00
40533 30510 - OFFICE SUPPLIES		1.00	1,000.00		1,000.00 *
WORK ORDER PAPER/DATA BINDERS					1,000.00
TOTAL 30510 OFFICE SUPPLIES					1,000.00
40533 30520 - SUPPLIES		1.00	5,000.00		138,000.00 *
CLAMPS, PIPE, VALVES, BOXES, FITTINGS		75.00	120.00		9,000.00
CHLORINE CYLINDERS - WATER PLANTS		250.00	252.00		63,000.00
3/4" METERS		50.00	336.00		16,800.00
1" METERS		1.00	450.00		450.00
2" METERS		1.00	20,000.00		20,000.00
METER RELATED INSTALLATION MATERIALS		1.00	3,000.00		3,000.00
MISC MATERIALS, LOCATE FLAGS & PAINT, ETC		1.00	750.00		750.00
TRUCK MOUNTED REFUEL TANK & PUMP (100 GAL)		1.00	20,000.00		20,000.00
CHLORINE FOR WELLS, WATER MAIN REPAIRS					
TOTAL 30520 SUPPLIES					138,000.00
40533 30521 - UNIFORMS		52.00	52.88		3,374.76 *
UNIFORMS (6 EMPLOYEES)		5.00	125.00		2,749.76
BOOTS (5 EMPLOYEES)					625.00

PROJECTION: 2019 FY2019 BUDGET

ACCOUNTS FOR:
 400 UTILITY FUND

	VENDOR	QUANTITY	UNIT COST	2019	ADOPTED
TOTAL 30521 UNIFORMS					3,374.76
40533 30522 - FUEL		1.00	9,000.00		9,000.00 *
VEH 207, 211, 212, 222					9,000.00
TOTAL 30522 FUEL					9,000.00
40533 30542 - TRAINING & EDUCATION		1.00	2,000.00		2,000.00 *
CONTINUING EDUCATION - WATER LICENSE & DISTRIBUTION					2,000.00
TOTAL 30542 TRAINING & EDUCATION					2,000.00
40533 30544 - MEMBERSHIPS		1.00	400.00		2,000.00 *
AMERICAN WATER WORKS ASSOCIATION (AWWA)		1.00	400.00		400.00
FLORIDA RURAL WATER ASSOCIATION (FRWA)		1.00	200.00		200.00
WATER ENVIRONMENT ASSOC		1.00	500.00		500.00
AMERICAN PUBLIC WORKS ASSOCIATION (APWA)		1.00	500.00		500.00
ADDTL					
TOTAL 30544 MEMBERSHIPS					2,000.00
TOTAL 30 OPERATING EXPENSES					458,438.26
70 DEBT SERVICE					
40533 70743 - FDOT HWY CONSTRUCTION LOAN		1.00	14,187.00		14,187.00 *
PAYMENT 3 OF 30 PMTS					14,187.00
TOTAL 70743 FDOT HWY CONSTRUCTION LOAN					14,187.00
TOTAL 70 DEBT SERVICE					14,187.00
90 NON-OPERATING					
40533 90940 - CONTINGENCY FUND		1.00	10,000.00		10,000.00 *
ADDITIONAL \$ FOR UNEXPECTED					10,000.00

09/25/2018 11:25
808spark

CITY OF FRUITLAND PARK
NEXT YEAR BUDGET DETAIL REPORT

P 10
bgnyrpts

PROJECTION: 2019 FY2019 BUDGET

ACCOUNTS FOR:
400 UTILITY FUND

EXPENSES

VENDOR QUANTITY UNIT COST 2019 ADOPTED

TOTAL 90940 CONTINGENCY FUND				10,000.00
40533 90991 - BAD DEBT EXPENSE				750.00 *
BAD DEBT EXPENSE	1.00	750.00		750.00

TOTAL 90991 BAD DEBT EXPENSE				750.00
TOTAL 90 NON-OPERATING				10,750.00
TOTAL 40533 WATER UTILITY SERVICES				907,684.76
TOTAL 400 UTILITY FUND				907,684.76

GRAND TOTAL 907,684.76

** END OF REPORT - Generated by Sue Parker **

PROJECTION: 2019 FY2019 BUDGET

FOR PERIOD 99

ACCOUNTS FOR:

400 UTILITY FUND	2017 ACTUAL	2018 ORIG BUD	2018 REVISED BUD	2018 ACTUAL	2018 PROJECTION	2019 ADOPTED	PCT CHANGE
<u>40535 SEWER UTILITY SERVICES</u>							
<u>10 PERSONAL SERVICES</u>							
10120 WAGES	20,814.09	51,313.00	51,313.00	47,132.00	23,566.00	69,628.00	35.7%
10121 BONUS	90.64	592.00	592.00	96.00	272.00	803.00	35.6%
10140 OVERTIME	1,005.36	3,000.00	3,000.00	4,776.00	3,000.00	3,000.00	.0%
10210 FICA	1,619.61	4,530.00	4,530.00	3,608.17	2,189.00	6,076.00	34.1%
10220 RETIREMENT	1,629.81	4,302.00	11,545.00	4,198.62	1,772.50	6,000.00	-48.0%
10230 HOSPITALIZATION	6,380.50	17,206.00	17,206.00	8,814.09	7,831.20	14,336.64	-16.7%
10233 LIFE INSURANCE	80.08	198.24	198.24	45.00	89.40	216.00	9.0%
10236 DENTAL INSURANCE	186.40	448.00	448.00	74.56	333.72	447.36	-.1%
10240 WORKERS COMPENSA	910.41	2,721.00	2,721.00	1,149.03	1,156.00	2,922.00	7.4%
10 PERSONAL SERVICES	32,716.90	84,310.24	91,553.24	69,893.47	40,209.82	103,429.00	13.0%
<u>30 OPERATING EXPENSES</u>							
30311 ENGINEERING FEES	.00	1,000.00	1,000.00	.00	1,000.00	1,000.00	.0%
30320 AUDIT FEES	.00	8,750.00	8,750.00	5,875.00	.00	7,450.00	-14.9%
30340 CONTRACTUAL SERV	14,691.00	57,000.00	49,195.00	20,908.50	32,000.00	37,000.00	-24.8%
30347 CONTRACTUAL LADY	.00	.00	.00	.00	.00	240,000.00	.0%
30400 TRAVEL/PER DIEM	.00	300.00	300.00	164.00	300.00	500.00	66.7%
30420 POSTAGE	.93	50.00	50.00	-423.27	50.00	50.00	.0%
30430 ELECTRIC	12,767.92	20,004.00	20,004.00	15,924.31	15,000.00	20,040.00	.2%
30431 WATER	1,673.30	2,604.00	2,604.00	6,263.28	2,604.00	5,100.00	95.9%
30440 RENTAL OF EQUIPM	.00	500.00	500.00	.00	500.00	500.00	.0%

09/25/2018 11:26
808spark

CITY OF FRUITLAND PARK
NEXT YEAR / CURRENT YEAR BUDGET ANALYSIS

P 2
bgnyrpts

PROJECTION: 2019 FY2019 BUDGET

FOR PERIOD 99

ACCOUNTS FOR:

	2017 ACTUAL	2018 ORIG BUD	2018 REVISED BUD	2018 ACTUAL	2018 PROJECTION	2019 ADOPTED	PCT CHANGE
400 UTILITY FUND							
30450 INSURANCE	13,253.84	13,254.00	13,254.00	13,346.68	13,600.00	13,350.00	.7%
30462 VEHICLE REPAIRS/	954.65	3,000.00	8,000.00	6,164.72	2,000.00	5,000.00	-37.5%
30463 EQUIPMENT REPAIR	2,363.66	4,000.00	4,000.00	2,560.67	4,000.00	1,000.00	-75.0%
30464 FACILITIES REPAI	129.64	1,000.00	1,000.00	62.94	1,000.00	2,000.00	100.0%
30467 SYSTEM REPAIRS	1,754.69	3,000.00	15,805.00	22,736.65	3,000.00	28,674.00	81.4%
30510 OFFICE SUPPLIES	460.92	500.00	500.00	436.91	500.00	1,000.00	100.0%
30520 SUPPLIES	7,509.70	9,000.00	9,000.00	8,670.82	9,000.00	9,000.00	.0%
30521 UNIFORMS	737.61	1,200.00	1,200.00	687.82	1,200.00	2,000.00	66.7%
30522 FUEL	2,872.50	3,000.00	3,000.00	3,008.93	3,000.00	4,000.00	33.3%
30542 TRAINING & EDUCA	75.00	2,200.00	2,200.00	.00	2,200.00	2,200.00	.0%
30 OPERATING EXPENSES	59,245.36	130,362.00	140,362.00	106,387.96	90,954.00	379,864.00	170.6%
60 CAPITAL OUTLAY							
60640 EQUIPMENT PURCHA	17,288.80	160,000.00	67,000.00	53,435.06	40,000.00	40,000.00	-40.3%
60655 SYSTEM IMPROVEME	.00	1,846,452.43	1,846,452.43	2,355,474.84	1,254,065.00	.00	-100.0%
60 CAPITAL OUTLAY	17,288.80	2,006,452.43	1,913,452.43	2,408,909.90	1,294,065.00	40,000.00	-97.9%
70 DEBT SERVICE							
70740 DEBT SERVICE LOA	.00	111,301.00	111,301.00	111,300.36	108,470.57	114,204.64	2.6%
70741 INTEREST SEWER S	4,110.67	3,722.00	3,722.00	14,735.86	4,110.67	3,319.91	-10.8%
70742 INTEREST SEWER S	25,087.42	22,647.00	22,647.00	11,632.24	25,087.42	20,143.91	-11.1%
70744 INTEREST SEWER B	77,667.02	58,250.00	58,250.00	38,833.01	116,500.00	53,231.15	-8.6%
70745 DEBT SERV LOAN P	.00	143,046.00	143,046.00	143,045.44	.00	291,109.72	103.5%
70 DEBT SERVICE	106,865.11	338,966.00	338,966.00	319,546.91	254,168.66	482,009.33	42.2%
90 NON-OPERATING							

PROJECTION: 2019 FY2019 BUDGET

FOR PERIOD 99

ACCOUNTS FOR:

400 UTILITY FUND	2017 ACTUAL	2018 ORIG BUD	2018 REVISED BUD	2018 ACTUAL	2018 PROJECTION	2019 ADOPTED	PCT CHANGE
90919 TRANSFER TO RETA	.00	45,975.00	305.00	.00	.00	.00	-100.0%
90940 CONTINGENCY FUND	.00	50,000.00	29,000.00	.00	14,748.60	10,000.00	-65.5%
90993 DEPRECIATION EXP	110,303.00	.00	.00	.00	.00	.00	.0%
90 NON-OPERATING	110,303.00	95,975.00	29,305.00	.00	14,748.60	10,000.00	-65.9%
40535 SEWER UTILITY SE	326,419.17	2,656,065.67	2,513,638.67	2,904,738.24	1,694,146.08	1,015,302.33	-59.6%
TOTAL 400 UTILITY FUND	326,419.17	2,656,065.67	2,513,638.67	2,904,738.24	1,694,146.08	1,015,302.33	-59.6%
GRAND TOTAL	326,419.17	2,656,065.67	2,513,638.67	2,904,738.24	1,694,146.08	1,015,302.33	-59.6%

** END OF REPORT - Generated by Sue Parker **

PROJECTION: 2019 FY2019 BUDGET

ACCOUNTS FOR:
 400 UTILITY FUND

40535 SEWER UTILITY SERVICES
 10 PERSONAL SERVICES

	VENDOR	QUANTITY	UNIT COST	2019	ADOPTED
40535 10120 - WAGES					69,628.00 *
SEWER OPERATOR (LRINK) \$21.12/HR X 2080 HOURS		1.00	43,919.00		43,919.00
SERV WRKER (RWILLIS) \$12.36/HR X 2080		1.00	25,709.00		25,709.00
TOTAL 10120 WAGES					69,628.00
40535 10121 - BONUS					803.00 *
X-MAS BONUS 3 X 8 HOUR DAY		1.00	803.00		803.00
TOTAL 10121 BONUS					803.00
40535 10140 - OVERTIME					3,000.00 *
OVERTIME		1.00	3,000.00		3,000.00
TOTAL 10140 OVERTIME					3,000.00
40535 10210 - FICA					6,076.00 *
WAGES X .0765		1.00	6,076.00		6,076.00
TOTAL 10210 FICA					6,076.00
40535 10220 - RETIREMENT					6,000.00 *
WAGES X .0792 FRS		1.00	6,000.00		6,000.00
TOTAL 10220 RETIREMENT					6,000.00
40535 10230 - HOSPITALIZATION					14,336.64 *
2 FT @ \$597.36/MTH X 12 = \$7168.32/YR		2.00	7,168.32		14,336.64

PROJECTION: 2019 FY2019 BUDGET

ACCOUNTS FOR:
 400 UTILITY FUND

	VENDOR	QUANTITY	UNIT COST	2019	ADOPTED
TOTAL 10230 HOSPITALIZATION					
40535					14,336.64
					216.00 *
		2.00	108.00		216.00
		2 FT @ \$9.00/MTH X 12 = \$108/YR			
TOTAL 10233 LIFE INSURANCE					
40535					216.00
					447.36 *
		2.00	223.68		447.36
		2 FT @ \$18.64/MTH X 12 = \$223.68/YR			
TOTAL 10236 DENTAL INSURANCE					
40535					447.36
					2,922.00 *
		1.00	2,922.00		2,922.00
		10240 - WORKERS COMPENSATION WAGES X RISK CODE			
TOTAL 10240 WORKERS COMPENSATION					
TOTAL 10 PERSONAL SERVICES					
				2,922.00	
				103,429.00	
30 OPERATING EXPENSES					
40535					1,000.00 *
					1,000.00
		1.00	1,000.00		
		30311 - ENGINEERING FEES SEWER SYSTEM ENGINEERING			
TOTAL 30311 ENGINEERING FEES					
40535					1,000.00
					7,450.00 *
		.50	14,900.00		7,450.00
		30320 - AUDIT FEES 25% AUDIT EXPENSE (\$24,000) CAFR SINGLE AUDIT (\$5300) 25% ANNUAL FINANCE RPT/AFR (\$500)			

PROJECTION: 2019 FY2019 BUDGET

ACCOUNTS FOR:
 400 UTILITY FUND

	VENDOR	QUANTITY	UNIT COST	2019	ADOPTED
TOTAL 30320					AUDIT FEES 7,450.00
40535 30340 -					CONTRACTUAL SERVICES 37,000.00 *
		1.00	32,000.00		32,000.00
					LAB SERVIES-DEP REQUIRES
					MTHLY, QTRLY, & ANNUAL SAMPLING
					- CBOD5, TSS, FECAL
		1.00	5,000.00		5,000.00
					SEWER SCADA SYSTEM
TOTAL 30340					CONTRACTUAL SERVICES 37,000.00
40535 30347 -					CONTRACTUAL LADY LAKE 240,000.00 *
		12.00	20,000.00		240,000.00
					PAY LADY LAKE \$20,000 PER
					MONTH FOR SEWER DISPOSAL
TOTAL 30347					CONTRACTUAL LADY LAKE 240,000.00
40535 30400 -					TRAVEL/PER DIEM 500.00 *
		1.00	300.00		300.00
					WASTEWATER CEU COURSES
		1.00	200.00		200.00
					OTHER TRAINING
TOTAL 30400					TRAVEL/PER DIEM 500.00
40535 30420 -					POSTAGE 50.00 *
		1.00	50.00		50.00
					MONTHLY MONITORING REPORTS,
					MISC MAILINGS
TOTAL 30420					POSTAGE 50.00
40535 30430 -					ELECTRIC 20,040.00 *
		12.00	1,670.00		20,040.00
					LIFT STATIONS
					HWY 27/441 LIFT STA
					SHILOH AND DIXIE
					SPRING LAKE COVE
					MIRROR LAKE VILLAGE
					CHELSEA'S RUN
					1627 MILLER LIFT STA

PROJECTION: 2019 FY2019 BUDGET

ACCOUNTS FOR:
 400 UTILITY FUND

VENDOR	QUANTITY	UNIT COST	2019	ADOPTED
TOTAL 30430 ELECTRIC				20,040.00
40535 30431 - WATER				5,100.00 *
	12.00	425.00		5,100.00
27/441, BRADLEY WAY, DIXIE AVE, ATLANTIC AVE, SEWER PLANT, AND SPRING LAKE COVER LIFT STATIONS				
TOTAL 30431 WATER				5,100.00
40535 30440 - RENTAL OF EQUIPMENT				500.00 *
	1.00	500.00		500.00
TOTAL 30440 RENTAL OF EQUIPMENT				500.00
40535 30450 - INSURANCE				13,350.00 *
	1.00	13,350.00		13,350.00
PROPERTY, LIABILITY, PUBLIC OFFICIALS				
TOTAL 30450 INSURANCE				13,350.00
40535 30462 - VEHICLE REPAIRS/MAINT				5,000.00 *
	1.00	5,000.00		5,000.00
TOTAL 30462 VEHICLE REPAIRS/MAINT				5,000.00
40535 30463 - EQUIPMENT REPAIRS/MAINT				1,000.00 *
	1.00	1,000.00		1,000.00
VACUUM TRAILER UNIT, WWTP EQUIPMENT				
TOTAL 30463 EQUIPMENT REPAIRS/MAINT				1,000.00
40535 30464 - FACILITIES REPAIRS/MAINT				2,000.00 *
	1.00	2,000.00		2,000.00
OIL, FILTERS, BELTS, PIPE REPAIR				

PROJECTION: 2019 FY2019 BUDGET

ACCOUNTS FOR:
400 UTILITY FUND

	VENDOR	QUANTITY	UNIT COST	2019	ADOPTED
TOTAL 30464 FACILITIES REPAIRS/MAINT					2,000.00
40535 30467 - SEWER SYSTEM REPAIRS					28,674.00 *
LINE REPAIR, LIFT STATION REPAIR, ETC WWTP SYSTEM CONTROLS & MONITORING		1.00	3,000.00		3,000.00
REPAIRS AT LIFT STATIONS		1.00	25,674.00		25,674.00
TOTAL 30467 SYSTEM REPAIRS					28,674.00
40535 30510 - OFFICE SUPPLIES					1,000.00 *
RECORD BOOKS - DAILY OPERATIONS		3.00	25.00		75.00
PENS, PENCILS, PAPER CLIPS, BINDERS		1.00	675.00		675.00
PRINTER CARTRIDGES		1.00	250.00		250.00
TOTAL 30510 OFFICE SUPPLIES					1,000.00
40535 30520 - SUPPLIES					9,000.00 *
CHLORINE		12.00	500.00		6,000.00
CHLORINE REAGENTS		1.00	160.00		160.00
MARKING PAINT AND FLAGS		1.00	400.00		400.00
PH BUFFERS		3.00	40.00		120.00
MISC SUPPLIES		1.00	2,320.00		2,320.00
TOTAL 30520 SUPPLIES					9,000.00
40535 30521 - UNIFORMS					2,000.00 *
UNIFORMS		1.00	1,800.00		1,800.00
BOOT ALLOWANCE (1 EMPLOYEE)		1.00	200.00		200.00

PROJECTION: 2019 FY2019 BUDGET

ACCOUNTS FOR:
 400 UTILITY FUND

	VENDOR	QUANTITY	UNIT COST	2019	ADOPTED
TOTAL 30521 UNIFORMS					2,000.00
40535 30522 - FUEL		1.00	4,000.00		4,000.00 *
214 - 2008 F450					4,000.00
200 - 2000 F150					
VACUUM TRAILER UNIT					
TOTAL 30522 FUEL					4,000.00
40535 30542 - TRAINING & EDUCATION		2.00	300.00		2,200.00 *
WASTEWATER LICENSE CONTINUING EDUCATION (PW & OPERATOR)		1.00	200.00		200.00
WASTEWATER EXAM		1.00	600.00		600.00
WASTEWATER OPERATOR COURSE		1.00	600.00		600.00
WASTEWATER COLLECTIONS COURSE		1.00	200.00		200.00
WASTEWATER COLLECTIONS EXAM					
TOTAL 30542 TRAINING & EDUCATION					2,200.00
TOTAL 30 OPERATING EXPENSES					379,864.00
60 CAPITAL OUTLAY					
40535 60640 - EQUIPMENT PURCHASES		10.00	2,500.00		40,000.00 *
SEWER GRINDER PUMP UNITS		1.00	2,500.00		2,500.00
PORTABLE GENERATOR FOR GPU'S		3.00	1,500.00		4,500.00
GPU REPLACEMENT PUMPS		1.00	4,000.00		4,000.00
INSTALLATION AND MATERIALS OF SEWER GRINDER PUMP UNITS		1.00	4,000.00		4,000.00
PORTABLE REFUELER TANK		.00	93,000.00		.00
PURCHASE NEW VACTRON					
REMOVED AT MGR REVIEW		.00	27,000.00		.00
ALARM SYSTEM FOR ALL LIFT STATIONS					

PROJECTION: 2019 FY2019 BUDGET

ACCOUNTS FOR:
400 UTILITY FUND

REMOVED MGR REVIEW

VENDOR QUANTITY UNIT COST 2019 ADOPTED

TOTAL 60640 EQUIPMENT PURCHASES 40,000.00
TOTAL 60 CAPITAL OUTLAY 40,000.00

70 DEBT SERVICE

40535	70740 - DEBT SERVICE LOAN PRINC SRF				114,204.64 *
	SMI ANNUAL - SRF SEWER DEBT SERVICE PHASE 1 PRECONSTRUCTION (2 PMTS - 26 & 27 OF 40) FROM SEWER IMPACT FEES TX IN FM 40301-38006	1.00	13,010.11		13,010.11
	SEMI ANNUAL - SRF SEWER DEBT SERVICE PHASE 1 CONSTRUCTION (2 PMTS - 26 & 27 OF 40) FROM SEWER IMPACT FEES TX IN FM 40301-38006	1.00	101,194.53		101,194.53
	TOTAL 70740 DEBT SERVICE LOAN PRINC SRF				114,204.64
40535	70741 - INTEREST SEWER SRF LOAN #1				3,319.91 *
	SEMI ANNUAL - SRF SEWER DEBT SERVICE PHASE 1 PRECONSTRUCTION 2 PAYMENTS (26 & 27) FROM SEWER IMPACT FEES TX IN FM 40301-38006	1.00	3,319.91		3,319.91
	TOTAL 70741 INTEREST SEWER SRF LOAN #1				3,319.91
40535	70742 - INTEREST SEWER SRF LOAN #2				20,143.91 *
	SEMI ANNUAL - SRF SEWER DEBT SERVICE PHASE 1 CONSTRUCTION 2 PAYMENTS (26 & 27 OF 40) FROM SEWER IMPACT FEES TX IN FM 40301-38006	1.00	20,143.91		20,143.91

PROJECTION: 2019 FY2019 BUDGET

ACCOUNTS FOR:
 400 UTILITY FUND

VENDOR	QUANTITY	UNIT COST	2019	ADOPTED
TOTAL 70742 INTEREST SEWER SRF LOAN #2				20,143.91
40535 70744 - INTEREST BANK LOAN BB&T				53,231.15 *
	1.00	53,231.15		53,231.15
INTEREST ON LOAN (6 & 7 OF 20 PMTS)				
TOTAL 70744 INTEREST SEWER BB&T BANK LOAN				53,231.15
40535 70745 - DEBT SERV LOAN PRINC BB&T				291,109.72 *
	1.00	291,109.72		291,109.72
2 & 3 OF 16 PMTS ON LOAN PRINCIPAL SEWER LINE EXTENSION, LADY LAKE EXTENSION				
TOTAL 70745 DEBT SERV LOAN PRINC BB&T				291,109.72
TOTAL 70 DEBT SERVICE				482,009.33
<hr/>				
90 NON-OPERATING				
40535 90940 - CONTINGENCY FUND				10,000.00 *
	1.00	10,000.00		10,000.00
CONTINGENCY				
TOTAL 90940 CONTINGENCY FUND				10,000.00
TOTAL 90 NON-OPERATING				10,000.00
TOTAL 40535 SEWER UTILITY SERVICES				1,015,302.33
TOTAL 400 UTILITY FUND				1,015,302.33
GRAND TOTAL				1,015,302.33

** END OF REPORT - Generated by Sue Parker **

09/25/2018 11:28
808spark

CITY OF FRUITLAND PARK
NEXT YEAR / CURRENT YEAR BUDGET ANALYSIS

P 1
bgnyrpts

PROJECTION: 2019 FY2019 BUDGET

FOR PERIOD 99

ACCOUNTS FOR:

400 UTILITY FUND	2017 ACTUAL	2018 ORIG BUD	2018 REVISED BUD	2018 ACTUAL	2018 PROJECTION	2019 ADOPTED	PCT CHANGE
<u>40581 INTERFUND TRANSFERS</u>							
<u>90 NON-OPERATING</u>							
90910 CONTRIBUTIONS/GE	120,000.00	60,000.00	60,000.00	55,000.00	.00	.00	-100.0%
90 NON-OPERATING	120,000.00	60,000.00	60,000.00	55,000.00	.00	.00	-100.0%
40581 INTERFUND TRANSF	120,000.00	60,000.00	60,000.00	55,000.00	.00	.00	-100.0%
TOTAL 400 UTILITY FUND	120,000.00	60,000.00	60,000.00	55,000.00	.00	.00	-100.0%
GRAND TOTAL	120,000.00	60,000.00	60,000.00	55,000.00	.00	.00	-100.0%

** END OF REPORT - Generated by Sue Parker **

PROJECTION: 2019 FY2019 BUDGET

FOR PERIOD 99

ACCOUNTS FOR:

	2017 ACTUAL	2018 ORIG BUD	2018 REVISED BUD	2018 ACTUAL	2018 PROJECTION	2019 ADOPTED	PCT CHANGE
600 FIRE PENSION FUND							
60001 FIRE PENSION REVENUES							
36 MISC. REVENUE							
36110 INTEREST INCOME	-2,702.79	-2,920.00	-2,920.00	-3,204.71	-2,920.00	-2,920.00	.0%
36120 INTEREST EARNED	-7,631.59	-7,600.00	-7,600.00	-8,260.95	-7,600.00	-7,600.00	.0%
36130 CHANGE IN FAIR M	-27,162.78	.00	.00	-5,352.12	.00	.00	.0%
36140 GAIN/LOSS ON SAL	.00	.00	.00	-8,616.70	.00	.00	.0%
36 MISC. REVENUE	-37,497.16	-10,520.00	-10,520.00	-25,434.48	-10,520.00	-10,520.00	.0%
38 NON REVENUES							
38500 PARTICIPANTS CON	-2,585.08	-4,396.00	-4,396.00	-1,109.95	-4,280.00	-2,207.00	-49.8%
38501 CITY CONTRIBUTIO	-2,585.08	-4,396.00	-4,396.00	-1,109.95	-4,280.00	-2,207.00	-49.8%
38510 STATE INS CONTRI	-14,048.54	-17,000.00	-17,000.00	-13,359.20	-16,900.00	-15,435.00	-9.2%
38 NON REVENUES	-19,218.70	-25,792.00	-25,792.00	-15,579.10	-25,460.00	-19,849.00	-23.0%
60001 FIRE PENSION REV	-56,715.86	-36,312.00	-36,312.00	-41,013.58	-35,980.00	-30,369.00	-16.4%
TOTAL 600 FIRE PENSION FUND	-56,715.86	-36,312.00	-36,312.00	-41,013.58	-35,980.00	-30,369.00	-16.4%
GRAND TOTAL	-56,715.86	-36,312.00	-36,312.00	-41,013.58	-35,980.00	-30,369.00	-16.4%

** END OF REPORT - Generated by Sue Parker **

PROJECTION: 2019 FY2019 BUDGET

FOR PERIOD 99

ACCOUNTS FOR:

	2017 ACTUAL	2018 ORIG BUD	2018 REVISED BUD	2018 ACTUAL	2018 PROJECTION	2019 ADOPTED	PCT CHANGE
600 FIRE PENSION FUND							
<hr/>							
60522 FIRE PENSION TRUST FUND							
<hr/>							
30 OPERATING EXPENSES							
30320 AUDIT FEES	.00	1,000.00	1,000.00	.00	.00	.00	-100.0%
30490 MISC EXPENSE	.00	31,112.00	31,112.00	.00	31,060.00	26,169.00	-15.9%
30494 RETIREMENT REFUN	3,293.51	3,000.00	3,000.00	172.59	3,000.00	3,000.00	.0%
30496 RETIREMENT BENEF	1,100.76	1,200.00	1,200.00	1,100.76	1,200.00	1,200.00	.0%
30 OPERATING EXPENSES	4,394.27	36,312.00	36,312.00	1,273.35	35,260.00	30,369.00	-16.4%
60522 FIRE PENSION TRU	4,394.27	36,312.00	36,312.00	1,273.35	35,260.00	30,369.00	-16.4%
TOTAL 600 FIRE PENSION FUND	4,394.27	36,312.00	36,312.00	1,273.35	35,260.00	30,369.00	-16.4%
GRAND TOTAL	4,394.27	36,312.00	36,312.00	1,273.35	35,260.00	30,369.00	-16.4%

** END OF REPORT - Generated by Sue Parker **

PROJECTION: 2019 FY2019 BUDGET

ACCOUNTS FOR:

600 FIRE PENSION FUND

VENDOR QUANTITY UNIT COST 2019 ADOPTED

TOTAL 30320 AUDIT FEES .00
 60522 30490 - MISC EXPENSE 26,169.00 *
 REVENUE VS EXPENSES - 1.00 26,169.00 26,169.00
 TRANSFERRED TO TRUST

TOTAL 30490 MISC EXPENSE 26,169.00
 60522 30494 - RETIREMENT REFUNDS 3,000.00 *
 REFUND OF EMPLOYEE CONTRIBUTIONS 1.00 3,000.00 3,000.00

TOTAL 30494 RETIREMENT REFUNDS 3,000.00
 60522 30496 - RETIREMENT BENEFITS 1,200.00 *
 RETIRED MEMBERS RETIREMENT 12.00 100.00 1,200.00

TOTAL 30496 RETIREMENT BENEFITS 1,200.00
 TOTAL 30 OPERATING EXPENSES 30,369.00
 TOTAL 60522 FIRE PENSION TRUST FUND 30,369.00
 TOTAL 600 FIRE PENSION FUND 30,369.00

GRAND TOTAL 30,369.00

** END OF REPORT - Generated by Sue Parker **

PROJECTION: 2019 FY2019 BUDGET

FOR PERIOD 99

ACCOUNTS FOR:

620 RECREATION FUND	2017 ACTUAL	2018 ORIG BUD	2018 REVISED BUD	2018 ACTUAL	2018 PROJECTION	2019 ADOPTED	PCT CHANGE
<u>62001 RECREATION REVENUE</u>							
<u>34 CHARGES FOR SERVICES</u>							
34722 ADULT SOFTBALL L	-20,065.00	-23,600.00	-23,600.00	-17,875.00	-23,600.00	-23,600.00	.0%
34724 GIRLS SOFTBALL	.00	-3,800.00	-3,800.00	.00	-3,800.00	-3,800.00	.0%
34726 T-BALL	-1,520.00	-3,800.00	-3,800.00	-2,230.00	-3,800.00	-3,800.00	.0%
34728 SOCCER	.00	-3,800.00	-3,800.00	-8,080.00	-3,800.00	-3,800.00	.0%
34729 SWIM TEAM	-1,495.00	-2,000.00	-2,000.00	-345.00	-2,000.00	-2,000.00	.0%
34731 ZUMBA	.00	-2,300.00	-2,300.00	.00	.00	-3,800.00	65.2%
34732 BASKETBALL	.00	-3,800.00	-3,800.00	-825.00	-3,800.00	-3,800.00	.0%
34733 TRICK OR TROT 5K	-5,170.00	-7,500.00	-7,500.00	-4,267.40	.00	-10,000.00	33.3%
34736 LACROSSE	.00	-3,800.00	-3,800.00	.00	-3,800.00	-3,800.00	.0%
34737 VOLLEYBALL	-775.00	-3,800.00	-3,800.00	-735.00	-3,800.00	-3,800.00	.0%
34738 KICKBALL	.00	-3,800.00	-3,800.00	-605.00	-3,800.00	-3,800.00	.0%
34739 SUMMER CAMP	.00	-8,500.00	-8,500.00	.00	-1,800.00	-10,000.00	17.6%
34740 LOVE RUN 5K	-6,312.50	-7,625.00	-7,625.00	-5,254.50	-7,500.00	-10,000.00	31.1%
34750 FLAG FOOTBALL	.00	-3,800.00	-3,800.00	-530.00	-3,800.00	-3,800.00	.0%
34790 RECREATION SIGN	-300.00	.00	.00	-100.00	.00	.00	.0%
34 CHARGES FOR SERVICE	-35,637.50	-81,925.00	-81,925.00	-40,846.90	-65,300.00	-89,800.00	9.6%
<u>36 MISC. REVENUE</u>							
36110 INTEREST INCOME	-74.55	-241.00	-241.00	-19.00	-241.00	-241.00	.0%
36990 MISC REVENUE	-630.00	.00	.00	.00	.00	-1,253.00	.0%
36 MISC. REVENUE	-704.55	-241.00	-241.00	-19.00	-241.00	-1,494.00	519.9%
62001 RECREATION REVEN	-36,342.05	-82,166.00	-82,166.00	-40,865.90	-65,541.00	-91,294.00	11.1%
TOTAL 620 RECREATION FUND	-36,342.05	-82,166.00	-82,166.00	-40,865.90	-65,541.00	-91,294.00	11.1%
GRAND TOTAL	-36,342.05	-82,166.00	-82,166.00	-40,865.90	-65,541.00	-91,294.00	11.1%

** END OF REPORT - Generated by Sue Parker **

PROJECTION: 2019 FY2019 BUDGET

ACCOUNTS FOR:
 620 RECREATION FUND

62001 RECREATION REVENUE
 34 CHARGES FOR SERVICES

	VENDOR	QUANTITY	UNIT COST	2019	ADOPTED
62001 34722 - ADULT SOFTBALL LEAGUE FEE					-23,600.00 *
470 PLAYERS X 30 FEE \$14,100		470.00	30.00		-14,100.00
30 TEAMS X 250 SPONSORS		30.00	250.00		-7,500.00
DOUBLE SESSIONS \$2,000		1.00	2,000.00		-2,000.00
TOTAL 34722 ADULT SOFTBALL LEAGUE					-23,600.00
62001 34724 - GIRLS SOFTBALL					-3,800.00 *
60 PLAYERS @ \$30		60.00	30.00		-1,800.00
8 SPONSORS @ \$250		8.00	250.00		-2,000.00
TOTAL 34724 GIRLS SOFTBALL					-3,800.00
62001 34726 - T-BALL					-3,800.00 *
60 PLAYERS X 30 FEE		60.00	30.00		-1,800.00
8 SPONSORS @ 250.		8.00	250.00		-2,000.00
TOTAL 34726 T-BALL					-3,800.00
62001 34728 - SOCCER PROGRAM					-3,800.00 *
60 PLAYERS X \$30 FEE		60.00	30.00		-1,800.00
8 SPONSORS @ \$250		8.00	250.00		-2,000.00
TOTAL 34728 SOCCER					-3,800.00
62001 34729 - SWIM TEAM					-2,000.00 *
50 SWIMMER, \$30.00 FEE		50.00	30.00		-1,500.00
2 SPONSOR @ \$250		2.00	250.00		-500.00

09/25/2018 11:33
808spark

CITY OF FRUITLAND PARK
NEXT YEAR BUDGET DETAIL REPORT

PROJECTION: 2019 FY2019 BUDGET

ACCOUNTS FOR:
620 RECREATION FUND

	VENDOR	QUANTITY	UNIT COST	2019	ADOPTED
TOTAL 34729 SWIM TEAM					-2,000.00
62001 34731 - ZUMBA		1.00	3,300.00		-3,800.00 *
CLASSES		2.00	250.00		-500.00
2 SPONSOR @ \$250					
TOTAL 34731 ZUMBA					-3,800.00
62001 34732 - BASKETBALL		60.00	30.00		-3,800.00 *
60 PLAYERS @ \$30		8.00	250.00		-1,800.00
8 SPONSORS @ \$250					-2,000.00
TOTAL 34732 BASKETBALL					-3,800.00
62001 34733 - TRICK OR TROT 5K		200.00	25.00		-10,000.00 *
200 RUNNERS @ \$25		1.00	5,000.00		-5,000.00
1 SPONSOR @ \$5000					
TOTAL 34733 TRICK OR TROT 5K					-10,000.00
62001 34736 - LACROSSE		60.00	30.00		-3,800.00 *
60 PLAYERS @ \$30		8.00	250.00		-1,800.00
8 SPONSORS @ \$250					-2,000.00
TOTAL 34736 LACROSSE					-3,800.00
62001 34737 - VOLLEYBALL		60.00	30.00		-3,800.00 *
60 PLAYERS @ \$30		8.00	250.00		-1,800.00
8 SPONSORS @ \$250					-2,000.00

PROJECTION: 2019 FY2019 BUDGET

ACCOUNTS FOR:
620 RECREATION FUND

	VENDOR	QUANTITY	UNIT COST	2019	ADOPTED
TOTAL 34737 VOLLEYBALL					-3,800.00
62001 34738 - KICKBALL					-3,800.00 *
60 PLAYERS @ \$30		60.00	30.00		-1,800.00
8 SPONSORS @ \$250		8.00	250.00		-2,000.00
TOTAL 34738 KICKBALL					-3,800.00
62001 34739 - SUMMER CAMP					-10,000.00 *
ACA Camp Geneva		1.00	10,000.00		-10,000.00
118 @ \$85					
TOTAL 34739 SUMMER CAMP					-10,000.00
62001 34740 - LOVE 5K					-10,000.00 *
200 @ \$25		200.00	25.00		-5,000.00
1 SPONSOR @ \$5000		1.00	5,000.00		-5,000.00
TOTAL 34740 LOVE RUN 5K					-10,000.00
62001 34750 - FLAG FOOTBALL					-3,800.00 *
8 SPONSORS @ \$250		8.00	250.00		-2,000.00
60 PLAYERS @ \$30		60.00	30.00		-1,800.00
TOTAL 34750 FLAG FOOTBALL					-3,800.00
TOTAL 34 CHARGES FOR SERVICES					-89,800.00
36 MISC. REVENUE					
62001 36110 - INTEREST INCOME		1.00	241.00		-241.00 *

09/25/2018 11:33 | CITY OF FRUITLAND PARK
 808spark | NEXT YEAR BUDGET DETAIL REPORT

| P 4
 | bgnyrpts

PROJECTION: 2019 FY2019 BUDGET

ACCOUNTS FOR:
 620 RECREATION FUND

	VENDOR	QUANTITY	UNIT COST	2019	ADOPTED
TOTAL 36110 INTEREST INCOME					-241.00
62001 36990 - MISC REVENUE		1.00	1,253.00		-1,253.00 *
					-1,253.00
TOTAL 36990 MISC REVENUE					-1,253.00
TOTAL 36 MISC. REVENUE					-1,494.00
TOTAL 62001 RECREATION REVENUE					-91,294.00
TOTAL 620 RECREATION FUND					-91,294.00
GRAND TOTAL					-91,294.00

** END OF REPORT - Generated by Sue Parker **

PROJECTION: 2019 FY2019 BUDGET

FOR PERIOD 99

ACCOUNTS FOR:

	2017 ACTUAL	2018 ORIG BUD	2018 REVISED BUD	2018 ACTUAL	2018 PROJECTION	2019 ADOPTED	PCT CHANGE
620 RECREATION FUND							
<hr/>							
62579 RECREATION FUND							
30 OPERATING EXPENSES							
30343 SUMMER CAMP	.00	10,000.00	10,000.00	.00	10,000.00	10,000.00	.0%
30348 BASEBALL	.00	3,800.00	3,800.00	.00	3,800.00	3,800.00	.0%
30351 SOFTBALL PROGRAM	15,883.40	21,278.00	21,278.00	16,531.09	21,278.00	20,632.00	-3.0%
30353 TRICK OR TROT 5K	3,706.26	7,500.00	7,500.00	4,408.05	.00	10,000.00	33.3%
30355 KICKBALL	497.50	.00	.00	486.48	.00	1,100.00	.0%
30357 SWIM TEAM	.00	500.00	500.00	97.73	.00	.00	-100.0%
30360 SOCCER PROGRAM	.00	3,800.00	3,800.00	2,021.72	3,800.00	2,700.00	-28.9%
30362 VOLLEYBALL	.00	3,800.00	3,800.00	177.59	3,800.00	3,800.00	.0%
30363 T-BALL	990.80	3,780.00	3,780.00	1,577.93	3,780.00	3,800.00	.5%
30364 BASKETBALL	.00	.00	.00	342.52	.00	3,800.00	.0%
30380 LOVE RUN 5 K	5,151.45	7,500.00	7,500.00	3,890.11	7,500.00	10,000.00	33.3%
30470 PRINTING & COPYI	.00	100.00	100.00	.00	100.00	100.00	.0%
30490 MISC EXPENSE	158.75	1,253.00	1,253.00	.00	1,253.00	500.00	-60.1%
30 OPERATING EXPENSES	26,388.16	63,311.00	63,311.00	29,533.22	55,311.00	70,232.00	10.9%
<hr/>							
90 NON-OPERATING							
90916 XFER TO GENERAL	12,941.50	18,855.00	18,855.00	18,855.00	12,694.00	21,062.00	11.7%
90 NON-OPERATING	12,941.50	18,855.00	18,855.00	18,855.00	12,694.00	21,062.00	11.7%
62579 RECREATION FUND	39,329.66	82,166.00	82,166.00	48,388.22	68,005.00	91,294.00	11.1%
TOTAL 620 RECREATION FUND	39,329.66	82,166.00	82,166.00	48,388.22	68,005.00	91,294.00	11.1%
GRAND TOTAL	39,329.66	82,166.00	82,166.00	48,388.22	68,005.00	91,294.00	11.1%

** END OF REPORT - Generated by Sue Parker **

PROJECTION: 2019 FY2019 BUDGET

ACCOUNTS FOR:
 620 RECREATION FUND

	VENDOR	QUANTITY	UNIT COST	2019	ADOPTED
TOTAL 30341 FRUITLAND PARK DAY					.00
62579 30343 - SUMMER CAMP		1.00	10,000.00		10,000.00 *
SUMMER CAMP					10,000.00
TOTAL 30343 SUMMER CAMP					10,000.00
62579 30348 - BASEBALL		1.00	3,800.00		3,800.00 *
BASEBALL					3,800.00
TOTAL 30348 BASEBALL					3,800.00
62579 30351 - SOFTBALL PROGRAM		289.00	40.00		20,632.00 *
UMPIRE 2 PER GAME @ \$20/EACH					11,560.00
SUB SCHOREKEEPERS		350.00	9.00		3,150.00
TROPHIES		1.00	600.00		600.00
SCOREBOOKS		30.00	4.00		120.00
TOURNAMENT SHIRTS		75.00	8.00		600.00
BATS		30.00	100.00		3,000.00
SPECIAL PROJECTS		1.00	1,602.00		1,602.00
TOTAL 30351 SOFTBALL PROGRAM					20,632.00
62579 30353 - TRICK OR TROT 5K		1.00	10,000.00		10,000.00 *
TRICK OR TROT 5K					10,000.00
TOTAL 30353 TRICK OR TROT 5K					10,000.00
62579 30355 - KICKBALL		1.00	1,100.00		1,100.00 *
KICKBALL					1,100.00

09/25/2018 11:34
808spark

CITY OF FRUITLAND PARK
NEXT YEAR BUDGET DETAIL REPORT

PROJECTION: 2019 FY2019 BUDGET

ACCOUNTS FOR:
620 RECREATION FUND

	VENDOR	QUANTITY	UNIT COST	2019	ADOPTED
TOTAL 30355 KICKBALL					1,100.00
62579 30360 - SOCCER PROGRAM					2,700.00 *
		1.00	500.00		500.00
SUPPLIES					
UNIFORMS		100.00	15.00		1,500.00
TROPHIES		100.00	7.00		700.00
TOTAL 30360 SOCCER PROGRAM					2,700.00
62579 30362 - VOLLEYBALL					3,800.00 *
		1.00	3,800.00		3,800.00
VOLLEYBALL					
TOTAL 30362 VOLLEYBALL					3,800.00
62579 30363 - T-BALL					3,800.00 *
		120.00	7.00		840.00
INSURANCE					
SHIRTS		120.00	10.00		1,200.00
SUPPLIES		1.00	320.00		320.00
HATS		120.00	5.00		600.00
TROPHIES		120.00	7.00		840.00
TOTAL 30363 T-BALL					3,800.00
62579 30364 - BASKETBALL					3,800.00 *
		1.00	3,800.00		3,800.00
BASKETBALL					
TOTAL 30364 BASKETBALL					3,800.00
62579 30380 - LOVE RUN 5K					10,000.00 *
		1.00	2,000.00		2,000.00
TIMING COMPANY					
T SHIRTS		1.00	2,500.00		2,500.00
TROPHIES		1.00	500.00		500.00
ADVERTISING		1.00	250.00		250.00
MUST EQUAL REVENUE 34739		1.00	4,750.00		4,750.00

PROJECTION: 2019 FY2019 BUDGET

ACCOUNTS FOR:
 620 RECREATION FUND

VENDOR	QUANTITY	UNIT COST	2019	ADOPTED
TOTAL 30380 LOVE RUN 5 K				10,000.00
62579 30470 - PRINTING & COPYING	1.00	100.00		100.00 *
				100.00
TOTAL 30470 PRINTING & COPYING				100.00
62579 30490 - MISC EXPENSE	1.00	500.00		500.00 *
				500.00
CONTINGENCY				
TOTAL 30490 MISC EXPENSE				500.00
TOTAL 30 OPERATING EXPENSES				70,232.00
90 NON-OPERATING				
62579 90916 - XFER TO GENERAL FUND	1.00	15,546.00		21,062.00 *
				15,546.00
REIMBURSE REC AIDE WAGES TO GF TX TO REVENUE 01001-38250	1.00	5,516.00		5,516.00
REIMBURSE SPORTS CO-ORDINATOR (DGONZALEZ) 520 HOURS - 10/WK				
TOTAL 90916 XFER TO GENERAL FUND				21,062.00
TOTAL 90 NON-OPERATING				21,062.00
TOTAL 62579 RECREATION FUND				91,294.00
TOTAL 620 RECREATION FUND				91,294.00
GRAND TOTAL				91,294.00

** END OF REPORT - Generated by Sue Parker **

