Memorandum

To: Honorable Mayor and City Commissioners

From: Gary La Venia, City Manager

Date: July 20, 2023

Re: Budget for Fiscal Year Ending September 30, 2024

I hereby present the 2024 Fiscal Year Budget for the City of Fruitland Park. The total budgets for FY2023/2024 includes General Fund, Redevelopment Fund, Capital Projects Fund (Infrastructure Sales Tax), Utility Fund totaling $17,166,447. The Ad-valorem taxes are based on a millage rate of 3.9134 mills (same as last five years) which is 9.3% higher than the current years rolled back rate of 3.5803 mills.

Included in the budget is a pay increase of 3.5% COLA for all employees to try and assist with the high inflation. Medical and dental premiums have been increased 10%. Workers comp was increased with updated rates provided by our carrier, and Life insurance remained the same. Police Pension match for FRS is 32.67% and 13.57% for all other employees.

This budget reflects hours of thoughtful discussion, and cooperative work by the Department Heads and Staff. This budget was very tight and challenging decisions were made. The population recalibration down to 8,615, 60 less than last year. Various revenues are based on population as part of the revenue equation. Tracking revenues with the economic consequences of the COVID-19 pandemic leave us with unpredictable and dynamic economic future. Our number one priority is the health and safety of employees and customers. The dedicated City employees work hard to provide exceptional services to our community within our budget. We are proud of the strong ties to the community and exceptional services provided to our residents, business owners, and visitors. This budget continues the City's efforts of careful planning and conservative fiscal oversight and continues to build a sound fiscal foundation.

I will work closely with the staff in continuing to set priorities and in making the difficult decisions required to adhere to this Budget. Please contact my office with any questions or comments regarding this Budget; my door is always open.

Thank you all for your continued support and good stewardship. The Budget is only as successful as the amount of effort and support incorporated by all of the stakeholders in the process. It is indeed a pleasure to present our Budgetary Program to the people of Fruitland Park.

July 20, 2023

TRANSMITTAL LETTER BUDGET PROPOSAL FOR FISCAL YEAR 2023/2024

Mayor, Town Commissioners, and Citizens of the City of Fruitland Park:

Enclosed is the proposed budget for fiscal year 2023/2024 for your review and consideration. The total proposed budgets for FY2023/2024 including General Fund, Redevelopment Fund, Capital Projects Fund (Infrastructure Sales Surtax), Utilities Fund is $16,224,826.

General Fund

The proposed General Fund revenues and expenditures total $11,171,549 respectively.

Highlighted Revenues Include:

a. Ad valorem taxes are based on a millage rate of 3.9134 mills, same as the last five years. This is 9.3% higher than the current year's roll back rate of 3.5803. Current year's certified gross taxable value is $1,022,647,846 compared to last year's gross taxable value of $945,608,358. This is a 8.15% increase over last year's taxable value. The budgeted Ad valorem revenue is $3,797,511 compared to last year's Ad Valorem of $3,525,656. This is a $271,855 increase over last year.
b. Electric Franchise Fees, Garbage Franchise Fees, Electric Utility Tax, and Water Utility Tax are expected to increase due to increased inflation and increased services. State Revenue Sharing Local are expected to remain the same as in population. Official population is 8,615 for FY2024 revenue calculations. This recalibration is a result of the census. Last year, it was 8,675 (FY2023), and the year before that it was 10,206 (FY2022).
c. Fire Assessment for Fruitland Park proper will be collected through Lake County. Fire Assessment is $462,375 for the Villages, compared to last year $393,843. Fire services increases by inflation every year. The residential fire assessment for the Villages is $225. Last year it was $212. This covers all Fire Services expenses in the General Fund.
d. There is a transfer in of $942,440 from Building Permits fund to cover the Building and Zoning budget of $1,152,981. Transfer in from Redevelopment is $51,223 for 20% of City Manager's salary and benefits and 10% of Finance Director's salary and benefits.

Personnel Costs Include:

a. A cost of living pay increase of 3.5% was given to all employees.
b. 10% Medical Premiums were added for all personnel. There were 67 full time employees. This added $108,422 for individual and a decrease of $40,451 in dependent coverage as only 4 employees elected dependent netting an increase of $67,971 to the General Fund. $14,143 increase to the Utility Fund. The total increase in cost is estimated to be $82,144.

c. Dental premiums were increased 10%. Total Dental cost is estimated at $18,967.
d. The Deputy of Finance wage was increased to ensure the hiring of a qualified person for this position totaling $7,750. The new Utility Clerk has been deleted for $58,096.
e. A new crew leader was added to Roads & Streets for $68,674.
f. A new part time worker was added to the Library Cafe for $28,957.
g. A new part time custodian position was added to the Recreation Department for $24,802.
h. 2 new police offers are budgeted for a total of $173,010
i. A new service worker was added to Parks and Recreation Maintenance for $64,975
j. A new service worker was added to Sewer for $58,114
k. The total personnel cost for the General Fund is $6,114,950 and $685,343 for the Utility Fund for a grand total of $6,800,293.
l. City's portion of the FRS Police Pension match increased from 27.83% to 32.67%. FRS Regular employees increased from 11.91% to 13.57%. These increases total $201,080.
m. Workers Compensation has been calculated with last year's modifier and updated rates. Workers Comp totals $148,438.
n. Should you choose to adopt the proposed PTO plan for the city employees replacing vacation and sick time, we have budgeted a 25% buyback which calculates to $97,347. A detail analysis of employee vacation banks has calculated the actual to $58,185. This is $39,162 less than budgeted.

Highlighted Expenditures:

There is $111,567 in Contingency. There is $500 in Police Contingency. Last year we had $768,071 increase in our General Fund Unrestricted Reserves.

In Finance, there is no overlap for the Finance Director position and no overlap for Payroll/Accounts Payable position. The Deputy's wage was increased to ensure we hire a qualified person for this position totaling $7,750. The decision was made not to add an additional utility clerk, netting a total decrease for Finance of -$22,813.

In Other General Government, there is a $48,532 increase in Redevelopment taxes, due to the increase in CRA taxable value. $55,00 is budgeted for building improvements to City Hall. The total increase in OGG is $113,961.

In Law Enforcement, there is $102,350 for 2 new police vehicles in the CIP (Sales Surtax) fund. Fuel decreased $20,092. The entire police department received market adjustments in their wages to be more competitive with other police departments, and 2 new officers are budgeted at $173,010. The Public Safety building had $500,000 budgeted in 2023 which was amended and removed for 2024, resulting in a total decrease for PD of -$15,820.

The Fire Dept. budget consist of The Villages Fire $419,137, increased $19,579. The budget also includes $15,000 for facilities repair. The total increase for the Fire Dept. is $19,579.

The Building and Zoning Dept. has $20,501 in the budget to improvements and equipment. The total increase for B&Z is $71,298.

The Solid Waste has decreased $116,000 due to Waste Management rate changes which were not as high as previously calculated.

The Storm-water budget excludes $300,000 for the Mirror Lake Grant Project (Baffle box) now completed. 2024 budget includes the normal contractual services and repairs.

Roads & Streets Dept. There is $100,000 to resurface various roads, $10,600 to purchase signs, and $10,000 for sidewalks. In equipment there is are radio payments for $3,315 and a camera system for $10,000. An additional crew leader for $68,674 was added to Roads & Streets. The total increase for R&S is $155,706

The Library increased $149,019, a majority of the increases is personnel cost. A new part time worker was added to the Library café for $28,957. The café supplies expense has increased $23,100 due to increased volume.

The Pool budget increased by $31,932. An added pool manager and life guard wages were the majority of this increase.

The Parks' budget decreased by $3,240 as a result from repairs to the irrigation system, despite the increase in personnel costs. $24,000 is budgeted for a camera system and $12,000 to lease 2 trucks for maintenance.

The Recreation budget decreased $171,806 as the soccer field is complete.

There is $5,000 be transferred into the Centennial Fund.

Redevelopment Fund

The proposed Redevelopment revenues and expenditures total is $1,061,255.

Revenues come from Fruitland Park General Fund, Lake County Commission, Lake County Water Authority, and Lake County Ambulance and are based on the increased assessed value of the CRA

district. The CRA property value increase over the base year is $1,021,623,917, giving us an increase of $117,944 in CRA revenue.

There is $300,000 budgeted for 466A Phase 3a, $300,000 for paving, and $100,000 for land to create a parking lot. There is a $40,000 sidewalk project budgeted. There is a visual system budgeted for the Community Center for $82,000. Parks has several items budgeted: new dugouts at Cales softball and tball fields- $20,000, and bleachers at Cales softball an tball fields - $16,000, and to improve and update the building at Vets park for storage - $15,000. There is a transfer to General Fund for 20% of the City Manager and 10% of the City Finance Director of $51,223. There is $42,462 in contingency.

Capital Project Fund

The proposed revenue and expenditures for the CIP fund is $2,241,428. There is a transfer in from the fund balance for $1,053,214 to cover the Publics Work Building. The fund balance at the end of FY2022 was $1,964,056. The fund balance is expected to increase.

Public Works, Roads & Streets has $1,600,000 for a Public Works Building, $100,000 to demolish old Public Works Building, $50,000 for milling for the parking lot in place of the old building, and $50,000 for a pole barn at the new building. Equipment purchases: $50,000 to furnish the new building and $30,000 for a 18,000lb 4 post vehicle lift.

The Library has $2,900 for purchase of historical items.

There is $358,528 in the CIP budget to transfer to the Utility fund to pay debts (FDOT Loan, BB&T Sewer Loan).

Utilities

The proposed Utilities revenues and expenditures total is $2,692,214.

Highlighted Revenues include:

a. A water and Sewer rates increase of 7.5% based on CPI-U which is an automatic rate increase.
b. Sewer Impact Fees will be transferred in for payments on the Wastewater Treatment Plant SRF loan for $137,669.
c. Capital Projects funds (Sales Surtax) will be transferred in for loan payments: FDOT - $14,187 and Sewer Lines loan for $344,341.

Personnel Costs Include:

d. A cost of living pay increase of 3.5% was given to all employees. Personnel cost increased $934,386.
e. City's portion of the FRS Regular employees increased from 11.91% to 13.57%.
f. Medical premiums were increased 10%. Dental premiums were increased 10%.
g. Workers Compensation have been calculated with last year's modifier and updated rates.

Highlighted Expenses include:

Water Dept. budget includes FDOT construction loan payment of $14,187, 11 of 30 payments, interest free. Supplies include meter purchases required for new homes being constructed plus the supplies required to install them. There is $25,000 for fire hydrant replacements. A used HD5500 Chevy truck is budgeted for $70,000. There is $9,012 in Contingency. Depreciation is budgeted at $130,000. The budget increased $56,715 from last year.

The Sewer Dept. budget has $336,000 for Lady Lake payments, the same as the prior year. There is $483,372 budgeted in debt payments. Depreciation is budgeted at $100,000. There is $12,138 budgeted in Contingency. The budget in 2023 was amended for system improvements for $2,767,953, resulting in a decrease of -$2,655,982.

The Utility Fund debt to the General Fund was paid off in May 2022.

FY2024

GENERAL FUND

DEPARTMENT	DESCRIPTION	AMOUNT	
EXEC	MCCI RECORD MGT SUPPORT	10,180	
	BUSINESS LICENSES AND IT	25,995	
	VERITONE (VIDEO/DIGITAL RECORDS REDACTION)	5,000	
	LASERFICHE ELECTRONIC FORMS	20,000	
	BIS MAINT UPGRADE	3,000	
	RECORDS MGT	47,000	111,175
FIN	CHAIR	500	
	CONTINGENCY	111,567	112,067
OGG	BUILDING IMPROVEMENTS	55,000	
	PAYMENT TO CRA	416,426	471,426
POLICE	LAKE COUNTY DISPATCH	51,690	
	TASER, ROAD LAPTOP, LONG RIFLE, PRO LASER, DASH CAMS	20,500	
	BODY CAM YEAR 2	35,662	
	6 OF 10 RADIO PMTS TO LAKE COUNTY	20,998	
	2 PATROL VEHICLES, PATROL UPFITTING	102,350	231,200
FIRE	VILLAGE FIRE CONTRACT	419,137	419,137
B&Z	RENOVATE PD	15,000	
	2 ADDTL LAPTOPS	5,304	
BLDG FUND	6TH OF 10 RADIO PMTS TO LAKE COUNTY	221	20,525
STORMATER	MIRROR LAKE GRANT (BAFFLE BOX)	0	0
R&S	STREET SIGNS	10,600	
	ROAD RESURFACING	100,000	
	SIDEWALKS	10,000	
	VIDEO CAMERAS	10,000	
	6TH OF 10 RADIO PMTS TO LAKE COUNTY	3,315	133,915
LIBRARY	BOOKS INCLUDES AUDIO, EBOOKS, BOOK REPLACEMENTS CHILDRENS BOOK, ETC.	68,266	
	DVDS	5,000	73,266
POOL	COVER FOR STORAGE AREA, SWIM FIT BIKES, POOL COVERS	3,500	
	FILTERS FOR PUMP ROOM	10,000	
	PUMPS & FILTERS	5,500	19,000
PARKS			
	TRUCK LEASES (2 AT $6,000 EACH)	12,000	
	CAMERA SYSTEM @ NW LAKE PARK, CALES, GARDENIA, VETS	24,000	36,000
	GENERAL FUND TOTAL	**$1,627,711**	

GENERAL FUND TRANSFERS

DEPARTMENT	DESCRIPTION	AMOUNT	
TRANSFERS	TX TO UTILITY SEWER		
	TX TO RESERVES		
	TRANSFER TO CENTENNIEL FUND	5,000	
	TRANSFER TO PAVING FUND	-	5,000

FY2024

CAPITAL IMPROVEMENTS AND EQUIPMENT

CRA
REDEVELOPMENT

DEPARTMENT	DESCRIPTION	AMOUNT	
LAND	PARKING	100,000	
MUNI COMPLEX	MUNI CMPLX/PUBLIC SAFETY BLDG UPGRAGES	50,000	
STREETS	ROAD RESURFACE/SIDWALKS	300,000	
SIDEWALK PJT	SIDEWALK FROM LIBRARY TO COMM CTR	40,000	
COMM CTR	VISUAL CONTROL FREAK	82,000	
SYSTEM IMPROV	466a PHASE 3A	300,000	
PARKS IMPROV	IMPROVE & UPDATE BLDG AT VETS PARK (STORAGE)	15,000	
	NEW DUG OUT AT CALES SOFTBALL AND TBALL	20,000	
	BLEACHERS @ CALES SOFTBALL & T-BALL	16,000	51,000
	CONTINGENCY	42,462	
	REDEVELOPMENT FUND TOTAL	**$ 965,462**	

FY2024

CAPITAL IMPROVEMENTS AND EQUIPMENT

CAPITAL PROJECTS (SALES SURTAX)

DEPARTMENT	DESCRIPTION	AMOUNT	
PD			
ROADS & STREETS			
	PUBLIC WORKS BUILDING	1,600,000	
	FURNISH NEW PW BUILDING	50,000	
	DEMOLITION OF OLD PW BUILDING	100,000	
	POLE BARN AT NEW PW BUILDING	50,000	
	18K LB 4 POST VEHICLE LIFT	30,000	
	MILLING FOR PARKING LOT IN PLACE OF PW BUILDING	50,000	1,880,000
WATER			0
LIBRARY			
	BOOK CASES FOR CHILDREN'S ROOM	2,900	2,900
PARKS			
RECREATION			0
TX TO UTILITY (DEBT)			
	UTILITY DEBT PAYMENTS	358,528	
	CAPITAL PROJECTS FUND	**$2,241,428**	

FY2024
CAPITAL IMPROVEMENTS AND EQUIPMENT

UTILITY

DEPARTMENT	DESCRIPTION	AMOUNT	
WATER			
	CHEVY HD5500	70,000	
	FDOT LOAN (5 OF 30 PMTS) (FM CIP FUND)	14,187	84,187
SEWER			
	SEWER GRINDER PUMP UNITS (10)	25,000	
	PORTABLE GENERATOR FOR GPUs	2,500	
	GPU REPLACEMENT PUMPS (3)	4,500	
	INSTALL/MATLS GRINDER PUMPS	4,000	
	SEWER SUPPLIES	20,000	
	PORTABLE DIESEL BYPASS PMUP FOR LIFT STATIONS	50,000	106,000
	DEBT		
	SRF SEWER LOAN WWTP(34 & 35 OF 40 PMTS) (FM IMPACT FEES)	137,669	
	SRF SEWER LOAN URICK (4 & 5 OF 40 PMTS)	1,360	
	BB&T SEWER CONSTRUCTTION LOAN (14 & 15 OF 20 PMTS) (FM CIP FUND)	344,342	483,371
	CAPITAL UTILITIES FUND	**$673,558**	

OTHER SOURCES OF REVENUE:	FM CIP FUNDS (DEBT)	$344,340
	FM CIP FUNDS (DEBT)	$14,186
	FM SEWER IMPACT FEES (DEBT)	$137,669
		$496,195

CITY OF FRUITLAND PARK ORGANIZATIONAL CHART

Updated July 10, 2023

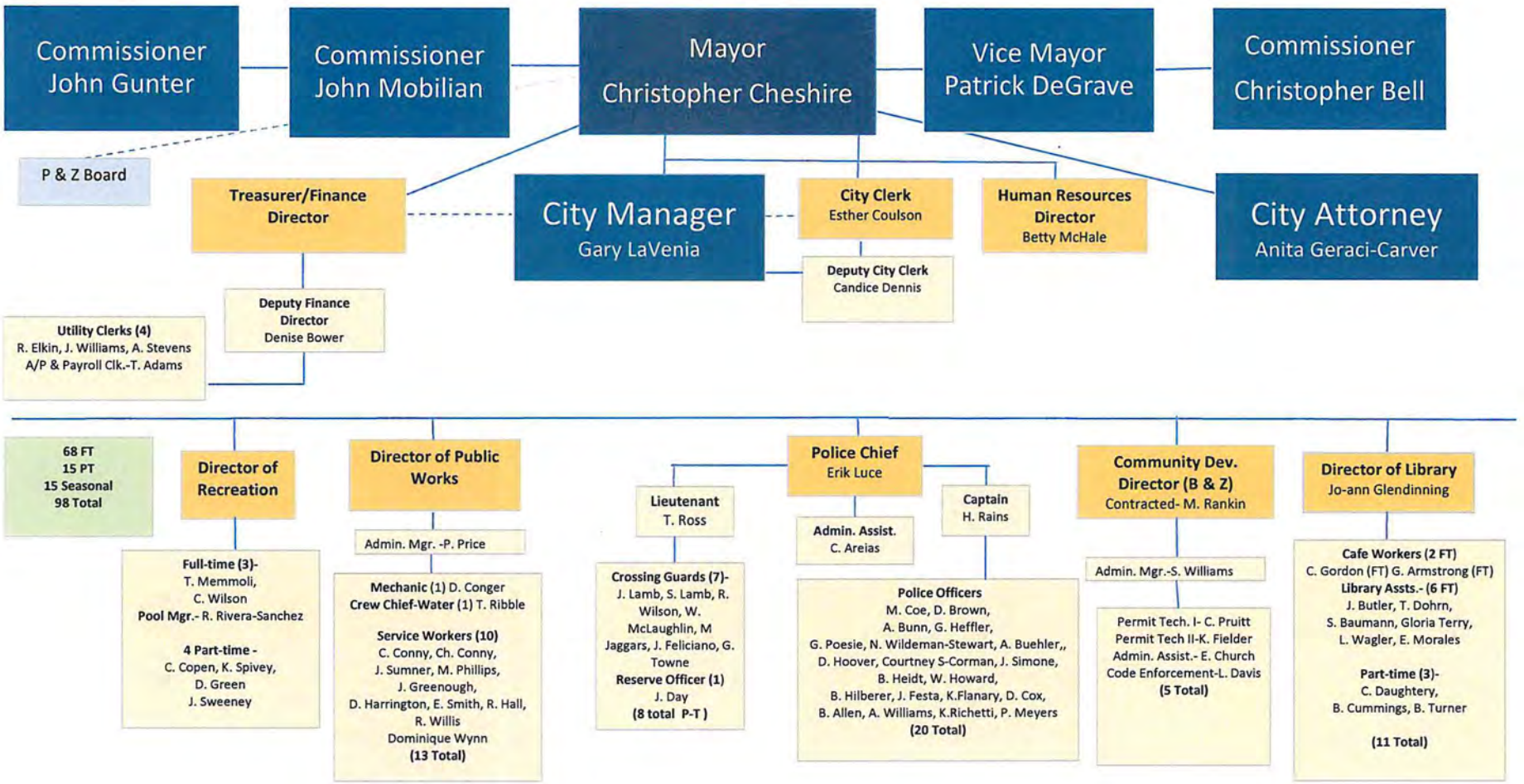

CITY OF FRUITLAND PARK
POSITION SCHEDULE FY 2024

Permanent (Full-time)	Position	2017	2018	2019	2020	2021	2022	2023	2024	Addtl	
Executive	City Manager (1/2 Util)	1	1	1	1	1	1	1	1	0	
	City Clerk	1	1	1	1	1	1	1	1	0	
	Deputy City Clerk	0.5	1	1	1	1	1	1	1	0	
	Human Resources	1	1	1	1	1	1	1	1	0	
	Executive Staff Assistant	0	0	0	0	0	0		0	0	
Finance	Finance Director	1	1	1	1	1	1	1	1	0	
	Deputy Finance	1	1	1	1	1	1	1	1	0	
	Finance Specialist	1	1	1	1	1	1	1	1	0	
	Finance/Utility Billing Clerk (Uti	2	2	2	2	2	3	4	3	-1	
Other General Government	Service Worker/Custodian	1	1	0	1	1	1	1	1	0	
Law Enforcement	Police Chief	1	1	1	1	1	1	1	1	0	
	Lieutenant/Captain	2	1	1	1	2	2	2	2	0	
	Administrative Assistant	1	1	1	1	1	1	1	1	0	
	Sergeant	3	3	3	4	3	3	4	4	0	Sworn
	Police Officers	10	13.25	15.5	15	15	16	15	15	0	22
Building & Zoning	Building & Zoning Director	1	1	1	1	1	1	1	1	0	
	Admin Manager	1	1	1	1	1	1	1	1	0	
	Permit Clerk	1	1	1	1	1	1	1	1	0	
	Receptionist						1	1	1	0	
	Code Enforecment Officer		0.5	1	1	1	1	1	1	0	
Roads & Streets	Util)	1	1	1	1	1	1	1	1	0	
	Service Worker	1	2	2	2	3	4	5	5	0	
	Crew Leader								1	1	
	Administrative Assistant					1	1	1	1	0	
Library	Library Director	1	1	1	1	1	1	1	1	0	
	Circulation/Assistants	2	2	3	4	4	4	5	6	1	
	Library Café								3	3	
Parks Maintenance	Service Worker	2	2	2	3	4	4	4	4	0	
Recreation	Recreation Director	1	1	1	1	1	1	1	1	0	
	Recreation Assistant								1	1	
	Sports Coordinator				1	1	1	1	1	0	
	Rec Coordinator							1	1	0	
Water Utility	1/2 Manager / 1/2 Director	1	1	1	1	1	1	1	1	0	
	Supervisor	3	3	3	3	2	2	2	1	-1	
	Service Worker	2	3	2	2	2	2	3	3	0	
Sewer Utility	Service Worker	1	2	2	2	1	1	1	2	1	
Total Full Time Positions		44.5	50.75	52.5	57	58	62	67	72	5	

Permanent Part-time/ Seasonal/Volunteer	Position	2017	2018	2019	2020	2021	2022	2023	2024	
Legislative	City Commission (PT)	5	5	5	5	5	5	5	5	0
	Planning & Zoning Board (PT)	5	5	5	5	5	5	5	5	0
Executive	Administrative Assistant (PT)	1	1	0	0	0	0	0	0	0
Other General Government	Service Worker/Custodian (PT)					1	0	0	0	0
Law Enforcement	School Crossing Guards (S)	5	6	6	6	6	6	6	6	0
	Reserve Officers (PT)	2	2	2	2	2	2	2	2	0
Fire Department	Fire Chief	1	1	1	1	1		0	0	0
	Deputies	2	2	1	1	1		0	0	0
	Captain/Lieutnants	4	4	3	3	2		0	0	0
	Firefighters (V/PPT)	18	18	7	7	7		0	0	0
	Flex		2	2	2	2		0	0	0
Roads & Streets	Administrative Assistant (PT)		1	1	1	0	0	0	0	0
	Svc Worker (PT)	1	1	1	1	1	0	0	0	0
Building & Zoning	Receptionist (PT)					1	0	0	0	0
Library	Library Assistant (PT)	4	5	5	5	5	6	6	3	-3
Swimming Pool	Pool Manager		1	1	1	1	1	1	1	0
	Head Guard (S)	2	2	2	2	2	2	2	2	0
	Life Guard (S)	6	8	8	8	8	8	8	10	2
Recreation	Recreation Asst & Aide (PT)	2	3	3	2	2	2	2	2	0
	Rec Custodian								1	1
Total Seasonal (S)/Volunteer (V)/Part-Time (PT) Positions		58	67	53	52	52	37	37	37	0
Grand Total		102.5	117.8	106	109	110	99	104	109	5

Updated 7/20/2023

Fruitland Park

CITY OF FRUITLAND PARK
FY2024 BUDGET WORKSHOP
JULY 31 & AUGUST 1 2023

CITY OF FRUITLAND PARK
FISCAL YEAR 2024 BUDGET

The budget was prepared using a millage rate of
3.9134 (Same as Last 5 Years)

SUMMARY OF FUNDS
REVENUES AND EXPENSES

	Revenues	Expenses
General Fund	$ 11,171,549	$ 11,171,549
Redevelopment Fund	$ 1,061,255	$ 1,061,255
Capital Projects Fund	$ 2,241,428	$ 2,241,428
Utility Fund	$ 2,776,032	$ 2,776,032
Total - All Funds	$ 17,250,264	$ 17,250,264

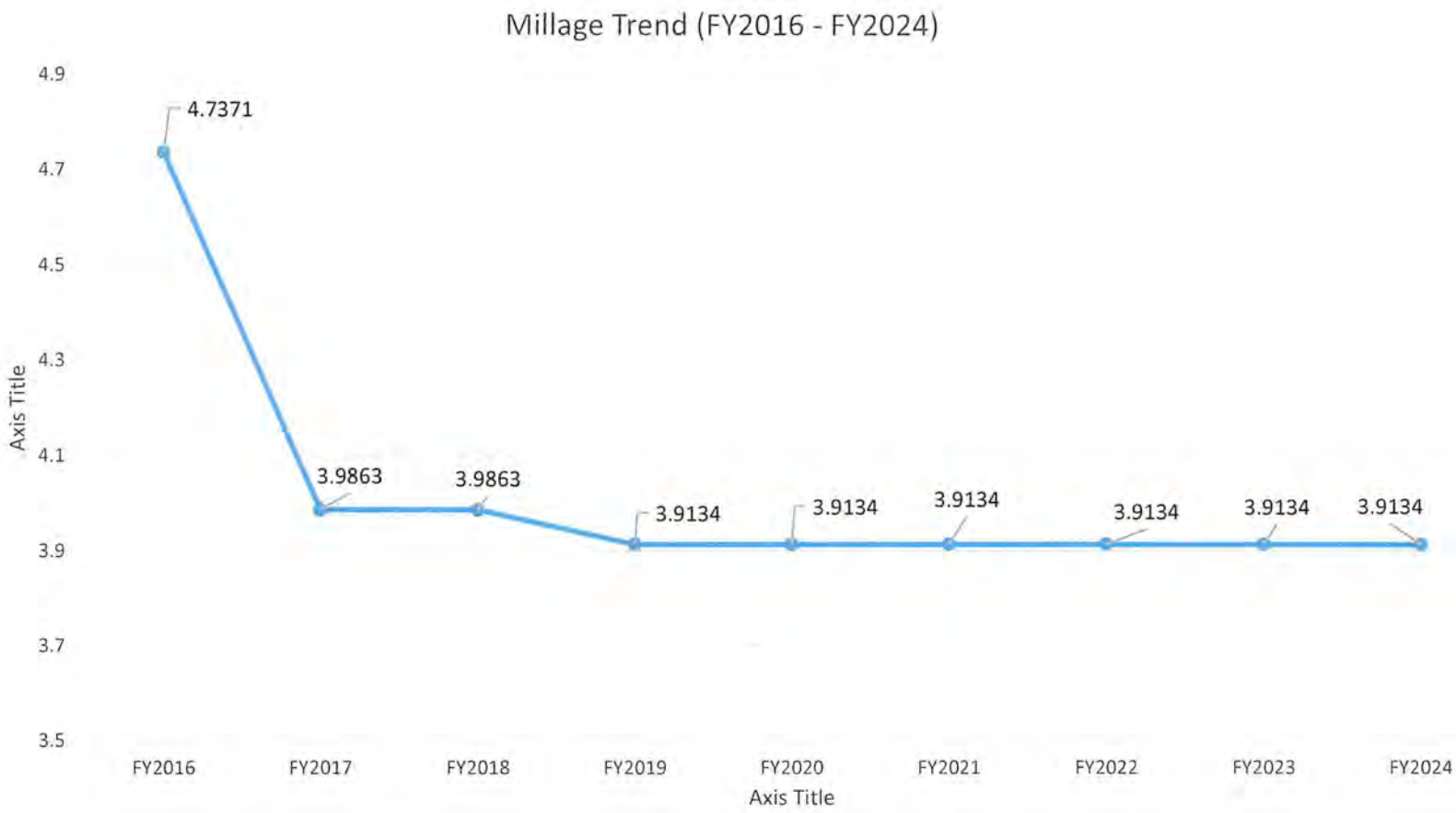

	FY2016	FY2017	FY2018	FY2019	FY2020	FY2021	FY2022	FY2023	FY2024
Millage	4.7371	3.9863	3.9863	3.9134	3.9134	3.9134	3.9134	3.9134	3.9134

RBR

CITY OF FRUITLAND PARK

General Fund Departments - 6 Year Budget Trend (FY 2019 - 2024 Adopted Budgets)

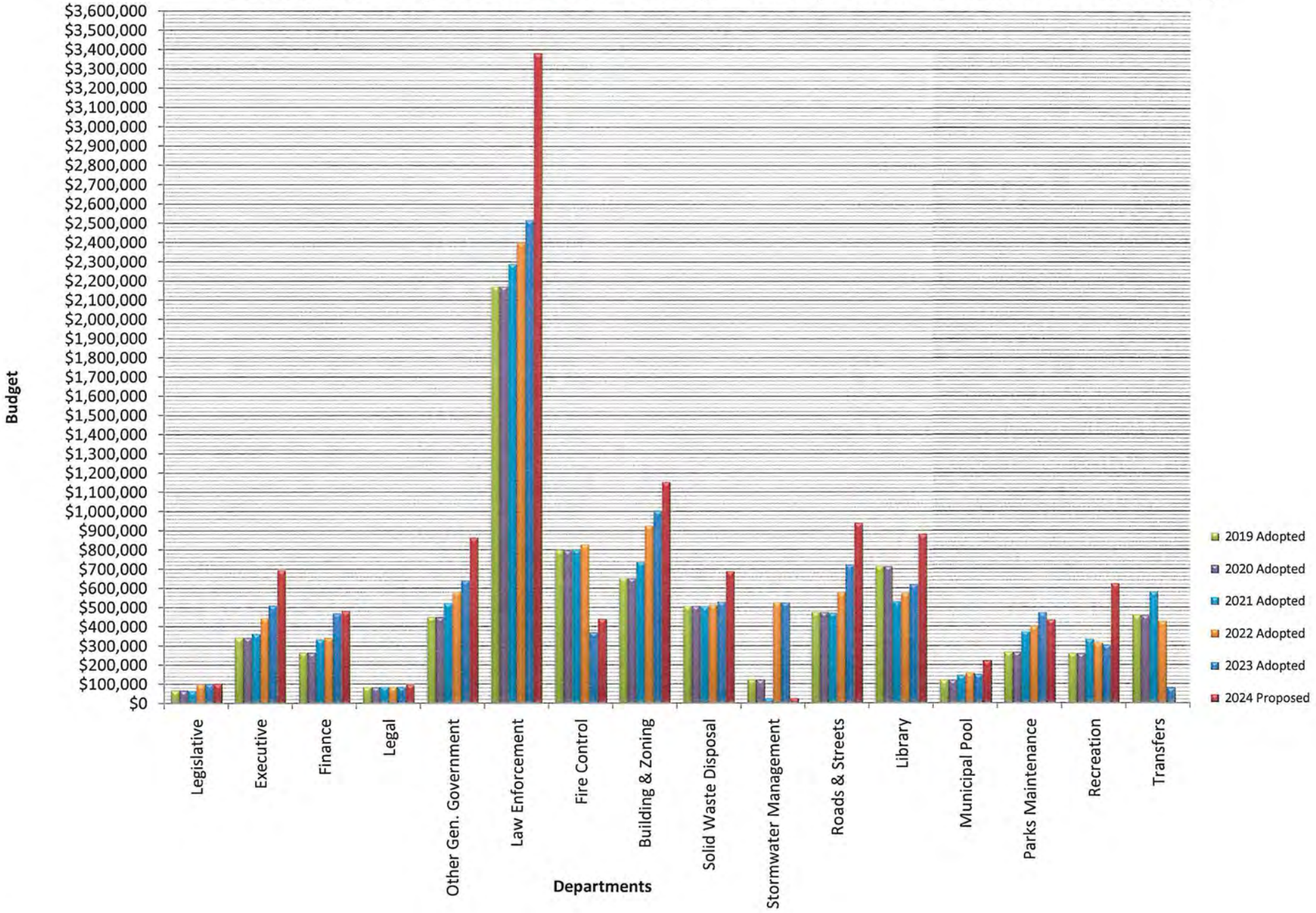

CITY OF FRUITLAND PARK
FY 2024 Proposed Department Budgets as % of General Fund

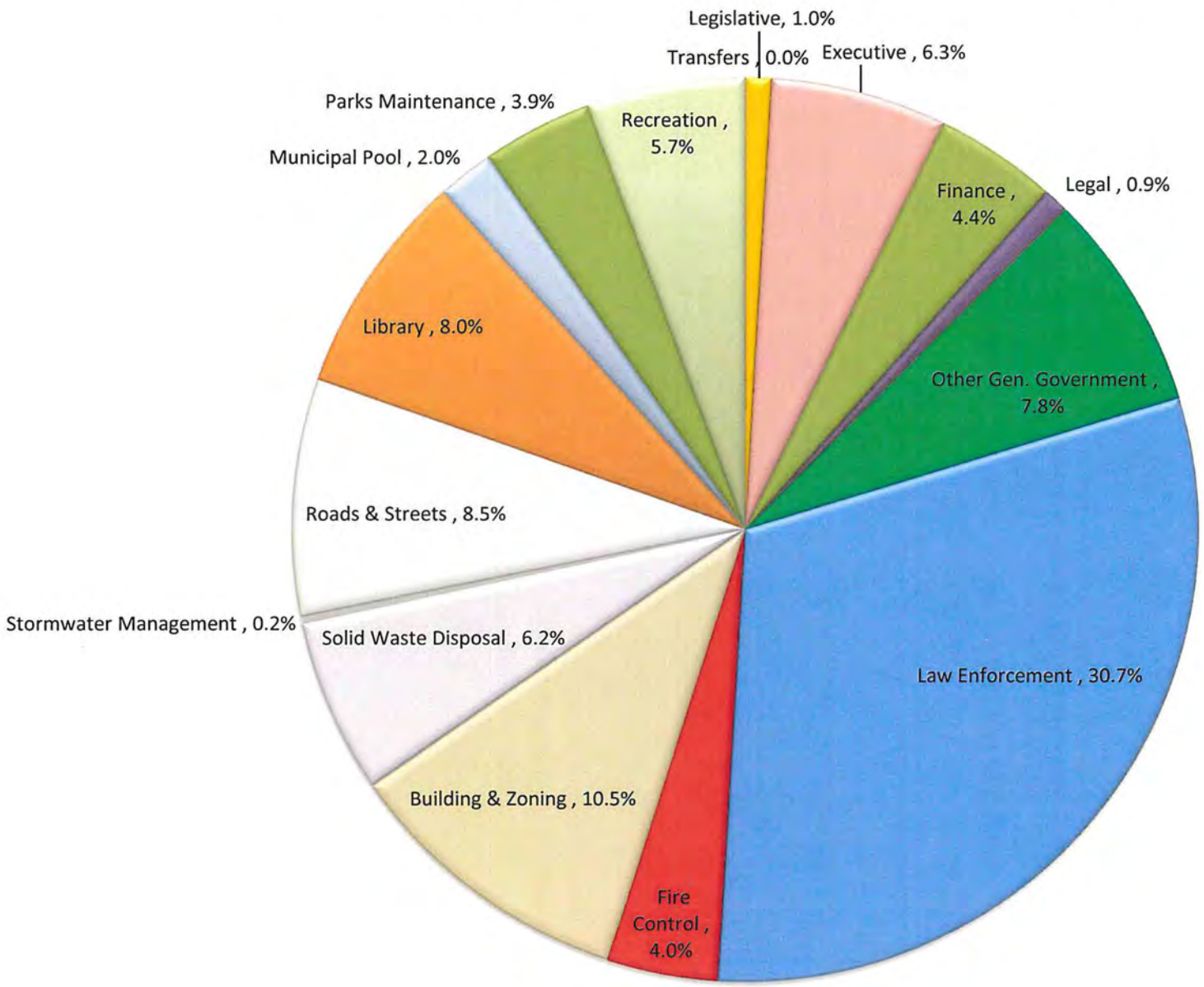

CITY OF FRUITLAND PARK
2024 General Fund - Expenditures by Category

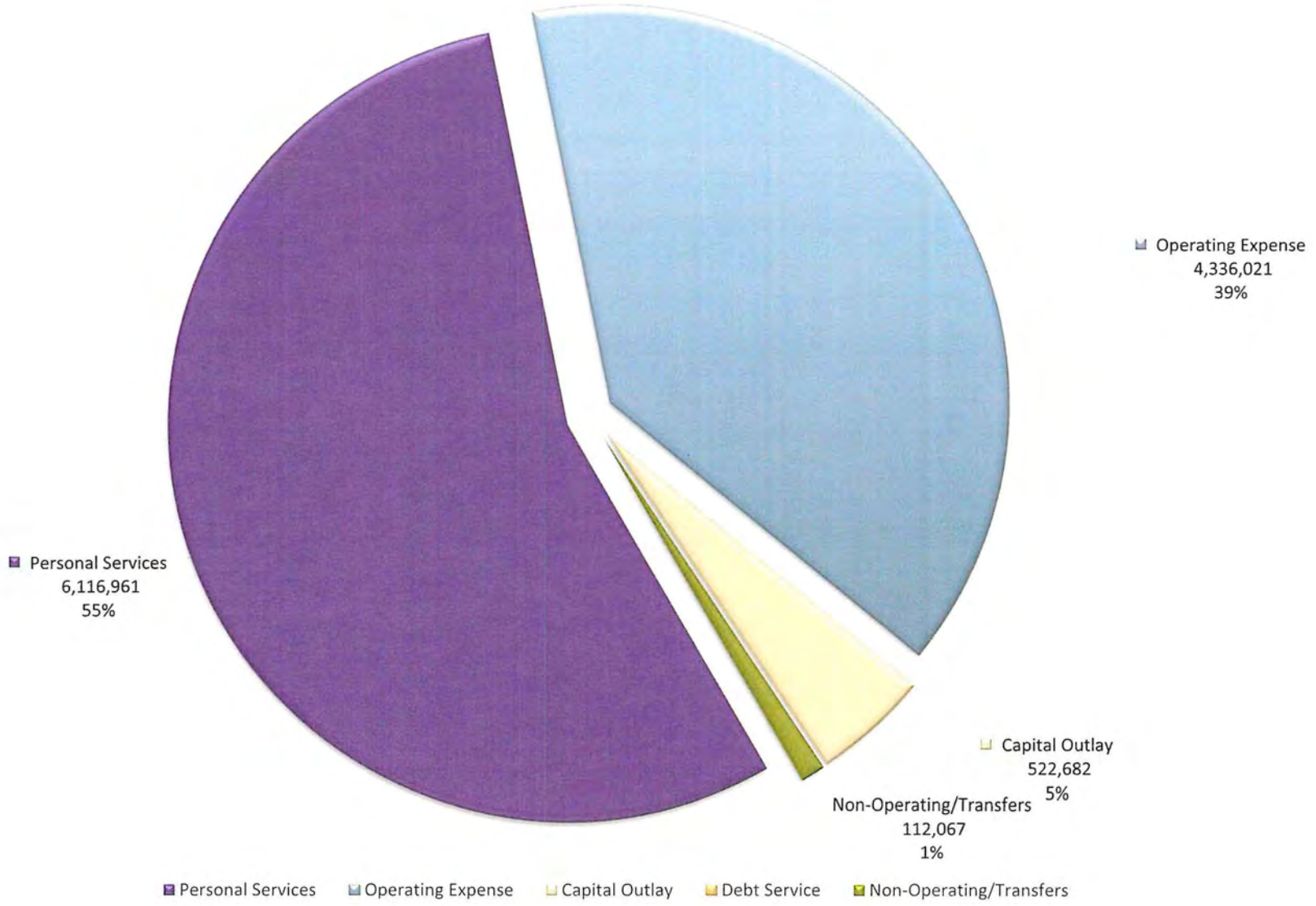

FY2024 BUDGET SUMMARY - DEPT REQUEST

General Fund Total Expenses:		Personnel	Operating	CIP	
1511 - Legislative	101,738	70,115	31,623		
1512 - Executive	693,937	512,830	181,107		
1513 - Finance	537,804	372,788	52,949	500	
1514 - Legal	97,300		97,300		
1519 - Other Gov't	862,363	63,884	743,479	55,000	
1522 - Fire Control	440,137		440,137		
1521 - Police Dep't	3,382,221	2,771,296	427,425	183,000	
1524 - B&Z	1,152,981	436,765	695,715	20,501	
1534 - Solid Waste	688,000		688,000		
1538 - Stormwater	25,275		25,275		
1541 - Roads and Streets	939,067	511,766	293,386	133,915	
1571 - Library	881,529	640,692	166,071	74,766	
1572 - Pool	221,365	118,718	83,647	19,000	
1573 - Parks Rec Maintenance	434,476	243,292	155,184	36,000	
1574 - Recreation	624,537	374,815	249,723	0	
1581 - Interfund Transfers	88,818		88,818		
Total General Fund	**11,171,550**	**6,116,961**	**4,419,839**	**522,682**	11,059,483
					112,067
Utility Total Expenses:					
40533 - Water Utility Services	1,382,245	539,589	606,273	236,383	
40535 - Sewer Utility Services	1,393,788	145,754	546,524	701,510	
Total Utility Services	**2,776,033**	**685,343**	**1,152,797**	**937,893**	

CITY OF FRUITLAND PARK

NEXT YEAR / CURRENT YEAR BUDGET ANALYSIS REVENUES

PROJECTION: 2024 FY2024 BUDGET FOR PERIOD 99

ACCOUNTS FOR: 001 GENERAL FUND	2022 ACTUAL	2023 ORIG BUD	2023 REVISED BUD	2023 ACTUAL	2023 PROJECTION	2024 MGR REVIEW	PCT CHANGE
TOTAL 001 GENERAL FUND	9,386,220.42	10,277,768.00	11,057,268.00	7,684,987.76	5,058,221.15	11,171,489.00	120.9%
TOTAL 200 REDEVELOPMENT FUND	726,487.95	1,071,963.00	1,126,696.00	916,160.31	225,552.00	1,061,255.00	370.5%
TOTAL 300 CAPITAL PROJECTS F	1,235,492.28	2,329,828.00	2,329,828.00	717,872.47	965,087.00	2,241,428.00	132.3%
TOTAL 400 UTILITY FUND	2,362,675.58	2,545,267.88	5,375,298.88	4,047,920.15	1,387,840.00	2,776,032.88	100.0%
GRAND TOTAL	13,710,876.23	16,224,826.88	19,889,090.88	13,366,940.69	7,636,700.15	17,250,204.88	125.9%

** END OF REPORT - Generated by GARY BACHMANN **

CITY OF FRUITLAND PARK

NEXT YEAR / CURRENT YEAR BUDGET ANALYSIS EXPENSES

PROJECTION: 2024 FY2024 BUDGET FOR PERIOD 99

ACCOUNTS FOR: 001 GENERAL FUND	2022 ACTUAL	2023 ORIG BUD	2023 REVISED BUD	2023 ACTUAL	2023 PROJECTION	2024 MGR REVIEW	PCT CHANGE
TOTAL 001 GENERAL FUND	9,386,220.42	10,277,768.00	11,057,268.00	7,684,987.76	5,058,221.15	11,171,489.00	120.9%
TOTAL 200 REDEVELOPMENT FUND	726,487.95	1,071,963.00	1,126,696.00	916,160.31	225,552.00	1,061,255.00	370.5%
TOTAL 300 CAPITAL PROJECTS F	1,235,492.28	2,329,828.00	2,329,828.00	717,872.47	965,087.00	2,241,428.00	132.3%
TOTAL 400 UTILITY FUND	2,362,675.58	2,545,267.88	5,375,298.88	4,047,920.15	1,387,840.00	2,776,032.88	100.0%
GRAND TOTAL	13,710,876.23	16,224,826.88	19,889,090.88	13,366,940.69	7,636,700.15	17,250,204.88	125.9%

** END OF REPORT - Generated by GARY BACHMANN **

C..Y OF FRUITLAND PARK

NEXT YEAR / CURRENT YEAR BUDGET ANALYSIS

PROJECTION: 2024 FY2024 BUDGET FOR PERIOD 99

ACCOUNTS FOR: 001 GENERAL FUND	2022 ACTUAL	2023 ORIG BUD	2023 REVISED BUD	2023 ACTUAL	2023 PROJECTION	2024 MGR REVIEW	PCT CHANGE
31 TAXES	5,690,826.22	5,729,156.00	5,729,156.00	5,096,605.19	2,199,761.00	6,263,418.00	184.7%
32 LICENSES & PERMITS	309,721.46	419,503.00	419,503.00	177,806.78	1,283,560.00	236,338.00	-81.6%
33 INTERGOVERN. REVENU	1,356,492.07	1,365,927.00	1,615,927.00	1,016,727.86	455,894.00	1,076,886.00	136.2%
34 CHARGES FOR SERVICE	1,432,474.93	1,619,619.00	1,619,619.00	982,541.09	707,139.00	1,737,728.00	145.7%
35 FINES & FORFEITURES	23,543.02	29,931.00	29,931.00	20,259.14	23,148.00	26,774.00	15.7%
36 MISC. REVENUE	243,267.23	208,309.00	237,809.00	374,368.82	361,004.00	836,682.00	131.8%
38 NON REVENUES	329,895.49	905,323.00	1,405,323.00	12,805.75	27,715.15	993,663.00	3485.3%
TOTAL 001 GENERAL FUND	9,386,220.42	10,277,768.00	11,057,268.00	7,681,114.63	5,058,221.15	11,171,489.00	120.9%
GRAND TOTAL	9,386,220.42	10,277,768.00	11,057,268.00	7,681,114.63	5,058,221.15	11,171,489.00	120.9%

** END OF REPORT - Generated by GARY BACHMANN **

CITY OF FRUITLAND PARK

NEXT YEAR / CURRENT YEAR BUDGET ANALYSIS

PROJECTION: 2024 FY2024 BUDGET FOR PERIOD 99

ACCOUNTS FOR: 001 GENERAL FUND		2022 ACTUAL	2023 ORIG BUD	2023 REVISED BUD	2023 ACTUAL	2023 PROJECTION	2024 MGR REVIEW	PCT CHANGE
01511	LEGISLATIVE	75,772.17	101,141.00	101,141.00	68,110.69	65,465.00	101,738.00	55.4%
01512	EXECUTIVE	447,204.60	588,706.42	588,706.42	444,434.38	219,393.29	693,937.41	216.3%
01513	FINANCE DEPARTME	250,463.74	560,616.45	560,616.45	300,227.95	160,001.45	537,802.96	236.1%
01514	LEGAL COUNSEL	68,437.10	85,300.00	85,300.00	63,687.42	82,400.00	97,300.00	18.1%
01519	OTHER GEN GOVT S	628,800.14	748,402.86	748,402.86	642,445.06	256,803.29	863,263.44	236.2%
01521	LAW ENFORCEMENT	2,365,081.31	2,898,041.85	3,398,041.85	2,428,133.71	798,175.84	3,382,221.38	323.7%
01522	FIRE CONTROL	371,634.87	420,558.00	420,558.00	299,684.23	.00	440,137.00	.0%
01524	BUILDING & ZONIN	578,251.08	1,081,682.94	1,081,682.94	526,825.07	1,225,447.72	1,152,980.92	-5.9%
01534	SOLID WASTE	706,669.65	804,000.00	804,000.00	580,384.03	485,400.00	688,000.00	41.7%
01538	STORMWATER MANAG	248,662.50	324,275.00	324,275.00	92,442.31	22,475.00	25,275.00	12.5%
01541	ROAD & STREET FA	574,797.10	783,361.22	783,361.22	399,159.80	228,205.64	939,066.95	311.5%
01571	LIBRARY	565,878.42	732,510.18	732,510.18	582,236.82	274,316.00	881,528.92	221.4%
01572	MUNICIPAL POOL	58,754.26	189,433.00	189,433.00	75,320.85	53,292.00	221,365.00	315.4%
01573	PARKS/RECREATION	377,126.81	437,896.44	437,896.44	245,982.62	147,369.20	434,476.32	194.8%
01574	RECREATION	305,001.08	516,843.44	801,932.64	704,591.20	139,266.18	624,537.23	348.4%
01581	INTERFUND TRANSF	.00	5,000.00	5,000.00	.00	.00	88,818.00	.0%
TOTAL	001 GENERAL FUND	7,622,534.83	10,277,768.80	11,062,858.00	7,453,666.14	4,158,010.61	11,172,448.53	168.7%
	GRAND TOTAL	7,622,534.83	10,277,768.80	11,062,858.00	7,453,666.14	4,158,010.61	11,172,448.53	168.7%

** END OF REPORT - Generated by GARY BACHMANN **

CITY OF FRUITLAND PARK

NEXT YEAR / CURRENT YEAR BUDGET ANALYSIS

PROJECTION: 2024 FY2024 BUDGET FOR PERIOD 99

ACCOUNTS FOR: 200 REDEVELOPMENT FUND	2022 ACTUAL	2023 ORIG BUD	2023 REVISED BUD	2023 ACTUAL	2023 PROJECTION	2024 MGR REVIEW	PCT CHANGE
30 OPERATING EXPENSES	8,175.00	44,570.00	44,570.00	175.00	14,570.00	44,570.00	205.9%
60 CAPITAL OUTLAY	285,843.31	947,212.00	1,001,945.00	185,769.25	120,000.00	923,000.00	669.2%
90 NON-OPERATING	43,342.30	80,181.00	80,181.00	12,805.75	36,089.20	93,685.00	159.6%
TOTAL 200 REDEVELOPMENT FUND	337,360.61	1,071,963.00	1,126,696.00	198,750.00	170,659.20	1,061,255.00	521.9%
GRAND TOTAL	337,360.61	1,071,963.00	1,126,696.00	198,750.00	170,659.20	1,061,255.00	521.9%

** END OF REPORT - Generated by GARY BACHMANN **

CITY OF FRUITLAND PARK

NEXT YEAR / CURRENT YEAR BUDGET ANALYSIS

PROJECTION: 2024 FY2024 BUDGET FOR PERIOD 99

ACCOUNTS FOR: 200 REDEVELOPMENT FUND	2022 ACTUAL	2023 ORIG BUD	2023 REVISED BUD	2023 ACTUAL	2023 PROJECTION	2024 MGR REVIEW	PCT CHANGE
33 INTERGOVERN. REVENU	716,677.00	907,311.00	907,311.00	900,469.26	224,475.00	1,025,255.00	356.7%
36 MISC. REVENUE	9,810.95	1,148.00	1,148.00	15,691.05	1,077.00	36,000.00	3242.6%
38 NON REVENUES	.00	163,504.00	218,237.00	.00	.00	.00	.0%
TOTAL 200 REDEVELOPMENT FUND	726,487.95	1,071,963.00	1,126,696.00	916,160.31	225,552.00	1,061,255.00	370.5%
GRAND TOTAL	726,487.95	1,071,963.00	1,126,696.00	916,160.31	225,552.00	1,061,255.00	370.5%

** END OF REPORT - Generated by GARY BACHMANN **

CITY OF FRUITLAND PARK

NEXT YEAR / CURRENT YEAR BUDGET ANALYSIS

PROJECTION: 2024 FY2024 BUDGET FOR PERIOD 99

ACCOUNTS FOR: 300 CAPITAL PROJECTS FUND	2022 ACTUAL	2023 ORIG BUD	2023 REVISED BUD	2023 ACTUAL	2023 PROJECTION	2024 MGR REVIEW	PCT CHANGE
31 TAXES	1,223,336.13	1,021,689.00	1,021,689.00	692,632.67	396,432.00	1,107,589.00	179.4%
36 MISC. REVENUE	12,156.15	2,581.00	2,581.00	25,239.80	2,206.00	80,625.00	3554.8%
38 NON REVENUES	.00	1,305,558.00	1,305,558.00	.00	566,449.00	1,053,214.00	85.9%
TOTAL 300 CAPITAL PROJECTS F	1,235,492.28	2,329,828.00	2,329,828.00	717,872.47	965,087.00	2,241,428.00	132.3%
GRAND TOTAL	1,235,492.28	2,329,828.00	2,329,828.00	717,872.47	965,087.00	2,241,428.00	132.3%

** END OF REPORT - Generated by GARY BACHMANN **

CITY OF FRUITLAND PARK

NEXT YEAR / CURRENT YEAR BUDGET ANALYSIS

PROJECTION: 2024 FY2024 BUDGET FOR PERIOD 99

ACCOUNTS FOR: 300 CAPITAL PROJECTS FUND		2022 ACTUAL	2023 ORIG BUD	2023 REVISED BUD	2023 ACTUAL	2023 PROJECTION	2024 MGR REVIEW	PCT CHANGE
60620	BUILDINGS	68,292.80	1,750,000.00	1,750,000.00	3,309,084.26	.00	1,800,000.00	.0%
60632	SOCCER FIELD	.00	28,000.00	28,000.00	.00	.00	.00	.0%
60640	EQUIPMENT PURCHA	.00	94,900.00	94,900.00	42,015.24	.00	82,900.00	.0%
60649	EQUIPMENT - VEHI	.00	98,400.00	98,400.00	91,547.82	.00	.00	.0%
90914	XFER TO UTILITY	358,527.15	358,528.00	358,528.00	163,187.00	130,687.00	358,528.00	174.3%
TOTAL	300 CAPITAL PROJECTS F	426,819.95	2,329,828.00	2,329,828.00	3,605,834.32	130,687.00	2,241,428.00	1615.1%
	GRAND TOTAL	426,819.95	2,329,828.00	2,329,828.00	3,605,834.32	130,687.00	2,241,428.00	1615.1%

** END OF REPORT - Generated by GARY BACHMANN **

CITY OF FRUITLAND PARK

NEXT YEAR / CURRENT YEAR BUDGET ANALYSIS

PROJECTION: 2024 FY2024 BUDGET FOR PERIOD 99

ACCOUNTS FOR: 400 UTILITY FUND	2022 ACTUAL	2023 ORIG BUD	2023 REVISED BUD	2023 ACTUAL	2023 PROJECTION	2024 MGR REVIEW	PCT CHANGE
33 INTERGOVERN. REVENU	.00	.00	2,767,953.00	2,451,434.00	250,000.00	.00	-100.0%
34 CHARGES FOR SERVICE	1,971,051.01	1,967,191.00	1,967,191.00	1,399,642.27	775,913.00	2,111,357.00	172.1%
36 MISC. REVENUE	33,117.62	81,879.00	81,879.00	33,681.25	107,758.00	84,661.00	-21.4%
38 NON REVENUES	358,506.95	496,197.88	558,275.88	163,162.63	254,169.00	580,014.88	128.2%
TOTAL 400 UTILITY FUND	2,362,675.58	2,545,267.88	5,375,298.88	4,047,920.15	1,387,840.00	2,776,032.88	100.0%
GRAND TOTAL	2,362,675.58	2,545,267.88	5,375,298.88	4,047,920.15	1,387,840.00	2,776,032.88	100.0%

** END OF REPORT - Generated by GARY BACHMANN **

CITY OF FRUITLAND PARK

NEXT YEAR / CURRENT YEAR BUDGET ANALYSIS

PROJECTION: 2024 FY2024 BUDGET FOR PERIOD 99

ACCOUNTS FOR: 400 UTILITY FUND	2022 ACTUAL	2023 ORIG BUD	2023 REVISED BUD	2023 ACTUAL	2023 PROJECTION	2024 MGR REVIEW	PCT CHANGE
40533 WATER UTILITY SE	1,113,714.60	1,263,451.01	1,325,529.01	760,819.49	977,234.92	1,382,244.24	41.4%
40535 SEWER UTILITY SE	649,411.15	1,281,816.71	4,049,769.71	3,427,256.47	1,634,580.08	1,393,787.97	-14.7%
TOTAL 400 UTILITY FUND	1,763,125.75	2,545,267.72	5,375,298.72	4,188,075.96	2,611,815.00	2,776,032.21	6.3%
GRAND TOTAL	1,763,125.75	2,545,267.72	5,375,298.72	4,188,075.96	2,611,815.00	2,776,032.21	6.3%

** END OF REPORT - Generated by GARY BACHMANN **

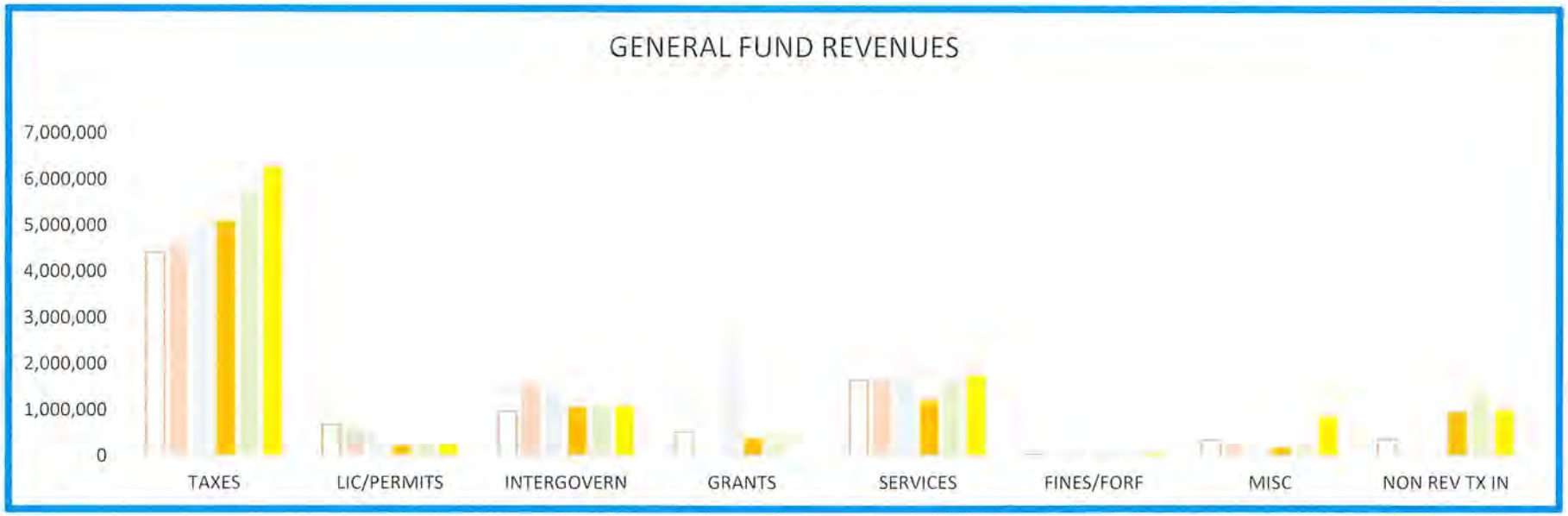

W/O GRANTS

	TAXES	LIC/PERMITS	INTERGOVERN	GRANTS	SERVICES	FINES/FORF	MISC	NON REV TX IN	TOTAL	TOTAL
FY2019	4,419,494	690,290	965,161	509,402	1,659,118	32,173	340,376	362,254	8,978,269	8,468,867
FY20120	4,655,582	576,781	1,550,142	0	1,663,768	25,464	305,759	44,001	8,821,497	8,821,497
FY2021	5,155,308	407,058	1,444,842	2,604,780	1,840,911	34,312	194,987	41,670	11,723,868	9,119,088
FY2022	5,101,243	220,737	1,045,455	400,000	1,205,600	27,255	177,844	952,936	9,131,070	8,731,070
FY2023	5,729,156	419,503	1,065,927	550,000	1,619,619	29,931	237,809	1,405,323	11,057,268	10,507,268
FY2024	6,263,418	236,338	1,076,886	0	1,737,698	26,774	836,682	993,663	11,171,459	11,171,459

CHANGE	TAXES	LIC/PERMITS	INTERGOVERN	GRANTS	SERVICES	FINES/FORF	MISC	NON REV TX IN	TOTAL
FM FY2019	236,088	-113,509	584,981	-509,402	4,650	-6,709	-34,617	-318,253	-156,772
FM FY2020	499,726	-169,723	-105,300	2,604,780	177,143	8,848	-110,772	-2,331	2,902,371
FM FY2021	-54,065	-186,321	-399,387	-2,204,780	-635,311	-7,057	-17,143	911,266	-2,592,798
FM FY2022	627,913	198,766	20,472	150,000	414,019	2,676	59,965	452,387	1,926,198
FM FY2023	534,262	-183,165	10,959	-550,000	118,079	-3,157	598,873	-411,660	114,191

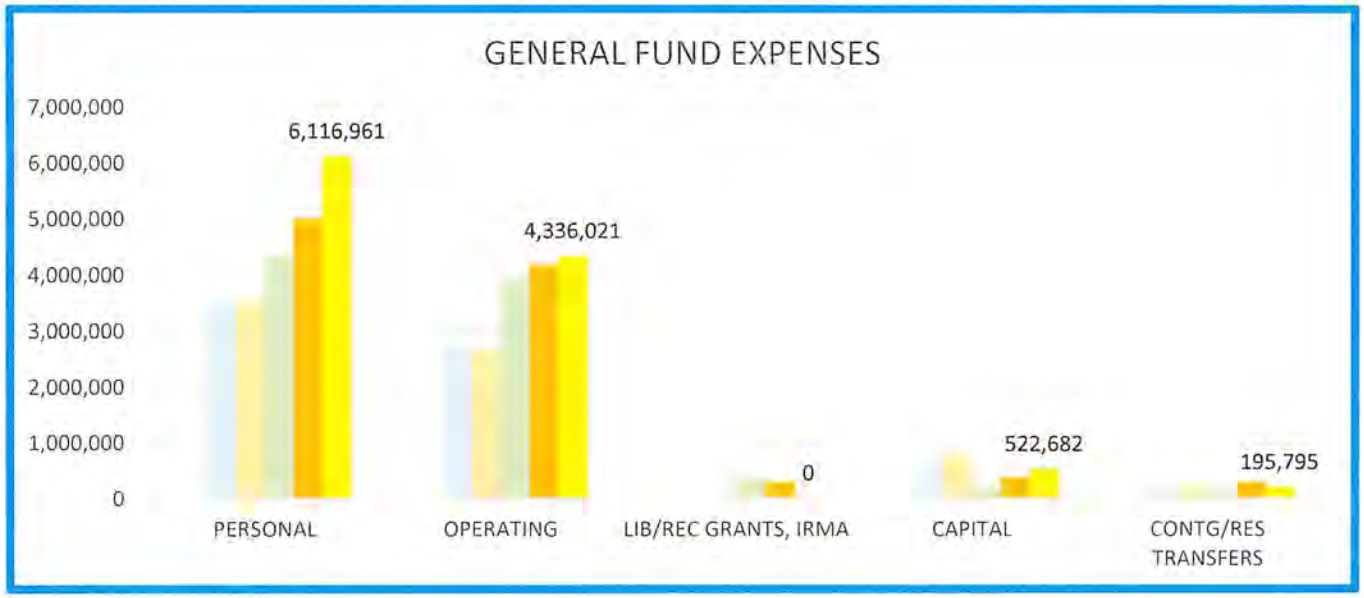

	PERSONAL	OPERATING	LIB/REC GRANTS, IRMA	CAPITAL	CONTG/RES TRANSFERS	TOTAL	W/O GRANTS
FY2019	3,142,776	2,705,848	515,202	1,013,129	240,000	7,616,955	7,101,753
FY2020	3,459,317	2,724,543	50,000	449,487	240,000	6,923,347	6,873,347
FY2021	3,532,889	2,646,570	0	794,003	240,000	7,213,462	7,213,462
FY2022	4,349,442	3,942,733	400,000	239,637	187,098	9,118,910	8,718,910
FY2023	5,013,619	4,181,548	300,000	372,090	292,282	10,159,539	9,859,539
FY2024	6,116,961	4,336,021	0	522,682	195,795	11,171,459	11,171,459

CHANGE	PERSONAL	OPERATING	LIB/REC GRANTS, IRMA	CAPITAL	CONTG/RES TRANSFERS	TOTAL	W/O GRANTS
FM FY2019	316,541	18,695	-465,202	-563,642	0	-693,608	-228,406
FM FY2020	73,572	-77,973	-50,000	344,516	0	290,115	340,115
FM FY2021	816,553	1,296,164	400,000	-554,366	-52,902	1,905,449	1,505,449
FM FY2022	664,177	238,815	-100,000	132,453	105,184	1,040,628	1,140,628
FM FY2023	1,103,342	154,473	-300,000	150,592	-96,487	1,011,920	1,311,920

808jmich |NEXT YEAR / CURRENT YEAR BUDGET ANALYSIS

PROJECTION: FY2024 BUDGET

ACCOUNTS FOR: 001 GENERAL FUND	2022 ACTUAL	2023 REVISED BU	2024 PROPOSED	CHANGE FM FY2023	% CHANGE	FY2024 PCT of Total Budget
01001 01001 GENERAL FUND REVENUES						
31 31 TAXES						
31110 AD VALOREM TAXES	3,234,269	3,525,656	3,797,511	271,855	7.71%	33.99%
31120 DELINQUENT AD VA	193	35	64	29	82.86%	0.00%
31230 LOCAL OPTION FUEL	170,685	146,165	182,116	35,951	24.60%	1.63%
31310 ELECTRIC FRANCHI	733,763	577,360	749,424	172,064	29.80%	6.71%
31340 GAS FRANCHISE FE	25,837	25,191	29,425	4,234	16.81%	0.26%
31390 GARBAGE FRANCHIS	127,628	139,279	130,946	-8,333	-5.98%	1.17%
31410 ELECTRIC UTILITY	787,914	759,462	711,519	-47,943	-6.31%	6.37%
31421 COMMUNICATIONS S	313,693	285,318	347,765	62,447	21.89%	3.11%
31430 WATER UTILITY TA	278,698	250,060	269,225	19,165	7.66%	2.41%
31440 GAS UTILITY TAX	18,146	20,630	45,423	24,793	120.18%	0.41%
31 TAXES	**5,690,826**	**5,729,156**	**6,263,418**	**534,262**	9.33%	
32 32 LICENSES & PERMITS						
32100 CITY BUSINESS RE	23,318	21,690	19,724	-1,966	-9.06%	0.18%
32200 BUILDING PERMIT	235,496	319,640	180,999	-138,641	-43.37%	1.62%
32201 BUILDING PERMIT	50,908	77,823	35,615	-42,208	-54.24%	0.32%
32900 HIGHWAY SIGN PER	0			0	0.00%	0.00%
32902 CEMETERY PERMITS	0	350		350	0.00%	0.00%
32 LICENSES & PERMITS	**309,721**	**419,503**	**236,338**	**-182,465**	-43.66%	
33 33 INTERGOVERN. REVENUE						
33411 ST FL RESCUE ACT	2,687,080	0	0			
33421 GRANT BYRNE/JAG				0	#DIV/0!	0.00%
33475 GRANT GARDENIA PARK						
33512 STATE REVENUE SHARING	412,394	265,653	314,383	48,730	18.34%	2.81%
33514 MOBILE HOME LICE	10,284	9,847	14,625	4,778	48.52%	0.13%
33515 ALCOHOLIC BEV LI	2,342	2,602	2,873	271	10.42%	0.03%
33518 LOCAL GOVT 1/2C	758,508	668,302	623,465	-44,837	-6.71%	5.58%
33770 COUNTY LIBRARY A	74,940	80,616	82,990	2,374	2.94%	0.74%
33773 LAKE CO SOCCER F	0	250,000		-250,000	0.00%	0.00%
33776 LAKE COUNTY LIBR				0	0.00%	0.00%
33777 LAKE CO WTR AUTH		300,000		-300,000	-100.00%	
33778 LAKE CO CARES AC		0		0		
33780 LAKE COUNTY CLERK	6,717					
33820 COUNTY BUSINESS	363	623	329	-294	-47.19%	0.00%
33830 COUNTY ONE CENT	40,119	38,284	38,221	-63	-0.16%	
33840 LAKE COUNTY FIRE	50,825	0		0	#DIV/0!	0.00%
33 INTERGOVERN. REVENU	**4,043,572**	**1,615,927**	**1,076,886**	**-539,041**	-33.36%	
34 34 CHARGES FOR SERVICES						
33547 FDOT HWY MOWING	47,657	33,057	33,057	0	100.00%	
33548 FDOT TRAFFIC SIG	0	9,833	6,501	-3,332	-33.89%	0.06%
34120 ZONING FEES	9,840	8,365	9,273	908	10.85%	0.08%
34125 COMPREHENSIVE PL				0	0.00%	0.00%
34127 PUD REVIEW			10,000			
34132 PLAN (STRUCTURE)				0		0.00%
34140 COPYING / CERTIF	2,447	2,096	2,586	490	23.38%	0.02%

808jmich |NEXT YEAR / CURRENT YEAR BUDGET ANALYSIS

PROJECTION: FY2024 BUDGET

ACCOUNTS FOR: 001 GENERAL FUND	2022 ACTUAL	2023 REVISED BU	2024 PROPOSED	CHANGE FM FY2023	% CHANGE	FY2024 PCT of Total Budget
34220 FIRE INSPECTION	2,000	12,004	3,500	-8,504	-70.84%	0.03%
34223 FIRE ASSESSMENT VIL	369,951	393,843	419,137	25,294	6.42%	3.75%
34290 SCHOOL PUBLIC SA	61,086	59,692	59,692	0	0.00%	0.53%
34335 OTHER REVENUES	24,647	26,348	24,250	-2,098	-7.96%	0.22%
34340 SOLID WASTE COLL	470,597	576,000	576,000	0	0.00%	5.16%
34341 SOLID WASTE DISP	220,164	228,000	228,000	0	0.00%	2.04%
34342 YARDWASTE COLLEC	14,060	0		0	#DIV/0!	0.00%
34343 YARDWASTE DISPOS	4,775	0		0	#DIV/0!	0.00%
34344 RECYCLE	18,774	0		0	#DIV/0!	0.00%
34345 ADMIN FEE-GARBAG	69,455	70,200	70,200	0	0.00%	0.63%
34346 ADM. FEE-IMPACT	1,700	5,746	4,624	-1,122	-19.53%	0.04%
34391 STORMWATER FEE	55,076	55,200	55,200	0	0.00%	0.49%
34393 REG ABANDONED PR	1,525	2,000	2,000	0	0.00%	0.02%
34712 LIBRARY FEE OUT/	1,770	1,623	1,885	262	16.14%	0.02%
34713 LIBRARY CAFÉ	12,991	14,000	51,464	37,464	100.00%	0.46%
34714 LIBRARY FAXES	223		350			0.00%
34715 HOME TOWN CHRIST	0			0	0.00%	0.00%
34716 FP 5K RACE	0		15,000			
34717 FP DAY PROCEEDS	7,775	360	4,000	3,640		0.04%
34719 CONCESSIONS	878	2,000	2,000	0	0.00%	0.02%
34720 POOL FEES	2,565	6,971	13,000	6,029	86.49%	0.12%
34721 RECREATION FEES	750		250			0.00%
34725 POOL SWIM PROG/LESSONS	0	1,995	1,400	-595	-29.82%	0.01%
34730 RECREATION PROGRAMS	899	91,182	91,182	0		0.82%
34741 ENTERTAINMENT	5,122	3,000	18,000	15,000		0.16%
34755 RENT RECREATION	4,380	3,197	2,599	-598	-18.71%	0.02%
34759 COMM CTR FACILITY RENTAL	11,742	5,000	14,400	9,400	0.00%	0.13%
34790 RECREATION SIGN	0		11,000			0.10%
34900 LIEN SEARCH FEE	9,625	7,907	7,148	-759	-9.60%	0.06%
34 CHARGES FOR SERVICE	**1,432,475**	**1,619,619**	**1,737,698**	**81,479**	7.29%	
35 35 FINES & FORFEITURES						
35110 TRAFFIC COURT FI	19,520	24,621	21,781	-2,840	-11.53%	0.19%
35130 POLICE EDUCATION	1,958	2,060	3,000	940	45.63%	0.03%
35200 LIBRARY FINES	2,065	2,742	1,993	-749	-27.32%	0.02%
35410 VIOLATIONS OF LO	0	508		-508	0.00%	0.00%
35900 FINES & FORFEITU	0	0		0	#DIV/0!	0.00%
35 FINES & FORFEITURES	**23,543**	**29,931**	**26,774**	**-3,157**	-10.55%	
36 36 MISC. REVENUE						
36120 INTEREST EARNED	81,399	120,000	550,000	430,000	358.33%	4.92%
36125 DIVIDENDS	-2,741		28,200			
36130 CHANGE IN FAIR MKT VALUE	-39,858		161,472			
36132 INTEREST ON AD V	1,750	50	50	0	0.00%	0.00%
36140 GAIN/LOSS ON SALES	0					
36201 STATE LIBRARY ER	21,600	14,400	16,200	1,800	12.50%	0.15%
36205 STREET LIGHT FIX	0		707	707	0.00%	0.01%
36322 POLICE IMPACT FE	22,430	4,968	6,600	1,632	32.85%	0.06%
36410 CEMETERY LOT SAL	13,075	11,232	15,025	3,793	33.77%	0.13%
36441 SALE OF SURPLUS	0	0		0		

808jmich |NEXT YEAR / CURRENT YEAR BUDGET ANALYSIS

PROJECTION: FY2024 BUDGET

ACCOUNTS FOR: 001 GENERAL FUND	2022 ACTUAL	2023 REVISED BU	2024 PROPOSED	CHANGE FM FY2023	% CHANGE	FY2024 PCT of Total Budget
36442 INSURANCE CLAIM	51,575	29,500		-29,500		0.00%
36602 PD DONATIONS	7,700	6,850	6,850	0	0.00%	0.06%
36604 LIBRARY (NEW) D	200			0	0.00%	0.00%
36940 REIMBURSEMENT FO	0		165	165	0.00%	0.00%
36942 RESTITUTION	690	82	230	148		0.00%
36943 REIMB MAILING SU	2,763	1,232	1,241	9	0.73%	0.01%
36944 COST OF CONVICTI	2,748	3,548	3,123	-425	-11.98%	0.03%
36946 REIMBURSEMENT MI	25,042	6,834	4,660	-2,174	-31.81%	0.04%
36947 REIMB PLANNING F	32,016	26,177	25,116	-1,061	-4.05%	0.22%
36948 REIMB ENGINEERIN	14,602	6,062	11,825	5,763	95.07%	0.11%
36990 MISC REVENUE	83	831	256	-575	-69.19%	0.00%
36991 MISC REVENUE - P	872	906	925	19	2.10%	0.01%
36993 FUEL TAX REFUNDS	5,528	5,137	4,037	-1,100	-21.41%	0.04%
36 MISC. REVENUE	**241,474**	**237,809**	**836,682**	**409,201**	251.83%	
38 38 NON REVENUES						
38001 XFER IN FUND BAL						
38006 XFER IN IMPACT F		500,000		-500,000	-100.00%	0.00%
38009 XFER IN STORMWAT				0	#DIV/0!	0.00%
38011 XFER IN PD & FIR						
38012 XFER IN BUILDING		854,100	942,440	88,340	10.34%	8.44%
38013 XFER IN FM FIRE						
38014 TX IN FM FIRE PENSION	258,096					
38150 XFER IN REDEVELO	43,342	51,223	51,223	0	0.00%	0.46%
38 NON REVENUES	**301,438**	**1,405,323**	**993,663**	**-411,660**	-29.29%	
01001 GENERAL FUND REV	**12,043,050**	**11,057,268**	**11,171,459**	**-111,381**	1.03%	97.44%

CITY OF FRUITLAND PARK

NEXT YEAR / CURRENT YEAR BUDGET ANALYSIS

PROJECTION: 2024 FY2024 BUDGET FOR PERIOD 99

ACCOUNTS FOR:

GENERAL FUND			2022 ACTUAL	2023 ORIG BUD	2023 REVISED BUD	2023 ACTUAL	2023 PROJECTION	2024 MGR REVIEW	PCT CHANGE
01001	GENERAL FUND REVENUES								
31	TAXES								
31110	AD VALOREM TAXES								
01001	31110	AD VALOREM	3,234,269.18	3,525,656.00	3,525,656.00	3,433,657.26	1,148,838.00	3,797,511.00	230.6%
01001	31120	DEL AD VAL	193.14	35.00	35.00	70.76	1,322.00	64.00	-95.2%
01001	31230	LOCAL OPTI	170,685.05	146,165.00	146,165.00	112,299.24	85,236.00	182,116.00	113.7%
01001	31310	ELECT FF	733,762.85	577,360.00	577,360.00	517,485.04	311,716.00	749,424.00	140.4%
01001	31340	GAS FF	25,836.79	25,191.00	25,191.00	17,910.61	19,091.00	29,425.00	54.1%
01001	31390	GARBAGE FF	127,628.27	139,279.00	139,279.00	86,295.55	55,789.00	130,946.00	134.7%
01001	31410	ELECT UT	787,913.61	759,462.00	759,462.00	433,820.52	316,565.00	711,519.00	124.8%
01001	31421	COMMUNICAT	313,693.49	285,318.00	285,318.00	232,973.19	185,548.00	347,765.00	87.4%
01001	31430	WATER UT	278,697.99	250,060.00	250,060.00	225,483.62	54,178.00	269,225.00	396.9%
01001	31440	GAS UT	18,145.85	20,630.00	20,630.00	36,609.40	21,478.00	45,423.00	111.5%
TOTAL TAXES			5,690,826.22	5,729,156.00	5,729,156.00	5,096,605.19	2,199,761.00	6,263,418.00	184.7%
32	LICENSES & PERMITS								
01001	32100	CITY BUSLC	23,317.60	21,690.00	21,690.00	18,211.24	22,442.00	19,724.00	-12.1%
01001	32200	BLDG PMT A	235,495.62	319,640.00	319,640.00	133,099.01	1,250,018.00	180,999.00	-85.5%
01001	32201	BLDG PMT B	50,908.24	77,823.00	77,823.00	26,039.91	10,923.00	35,615.00	226.1%
01001	32305	CLR/TREE R	.00	350.00	350.00	.00	.00	.00	.0%
01001	32902	GRAVE OPEN	.00	.00	.00	40.00	177.00	.00	-100.0%
TOTAL LICENSES & PERMITS			309,721.46	419,503.00	419,503.00	177,390.16	1,283,560.00	236,338.00	-81.6%
33	INTERGOVERN. REVENUE								
01001	33425	WLMRT GRNT	.00	.00	.00	1,000.00	.00	.00	.0%

NEXT YEAR / CURRENT YEAR BUDGET ANALYSIS

PROJECTION: 2024 FY2024 BUDGET FOR PERIOD 99

ACCOUNTS FOR:

GENERAL FUND			2022 ACTUAL	2023 ORIG BUD	2023 REVISED BUD	2023 ACTUAL	2023 PROJECTION	2024 MGR REVIEW	PCT CHANGE
01001	33512	STATE REV	412,393.70	265,653.00	265,653.00	221,685.34	121,535.00	314,383.00	158.7%
01001	33514	MOBILE HOM	10,284.04	9,847.00	9,847.00	9,965.46	11,268.00	14,625.00	29.8%
01001	33515	ALCOHOLIC	2,342.32	2,602.00	2,602.00	2,672.70	1,502.00	2,873.00	91.3%
01001	33518	HALF CENT	758,508.30	668,302.00	668,302.00	435,046.14	220,041.00	623,465.00	183.3%
01001	33770	CO LIBRARY	74,940.00	80,616.00	80,616.00	67,180.00	65,611.00	82,990.00	26.5%
01001	33773	LC SCRFLD	.00	.00	250,000.00	.00	.00	.00	.0%
01001	33777	LCWA GRNT	.00	300,000.00	300,000.00	265,400.00	.00	.00	.0%
01001	33780	LC COURT	6,717.01	.00	.00	.00	.00	.00	.0%
01001	33820	CO BUS TAX	363.00	623.00	623.00	.00	3,965.00	329.00	-91.7%
01001	33830	CO 1 CENT	40,118.70	38,284.00	38,284.00	13,778.22	31,972.00	38,221.00	19.5%
01001	33840	LC FIRE	50,825.00	.00	.00	.00	.00	.00	.0%
TOTAL INTERGOVERN. REVENUE			1,356,492.07	1,365,927.00	1,615,927.00	1,016,727.86	455,894.00	1,076,886.00	136.2%
34	CHARGES FOR SERVICES								
01001	33547	MOWING HWY	47,657.18	33,057.00	33,057.00	24,792.75	.00	33,057.00	.0%
01001	33548	FDOT TRAFF	.00	9,833.00	9,833.00	.00	6,080.00	6,501.00	6.9%
01001	34120	ZONING	9,839.98	8,365.00	8,365.00	3,143.37	23,000.00	9,273.00	-59.7%
01001	34127	PUD REVIEW	.00	.00	.00	10,395.00	.00	10,000.00	.0%
01001	34140	COPY/RCDS	2,446.52	2,096.00	2,096.00	2,217.20	2,017.00	2,586.00	28.2%
01001	34220	FIRE INSPE	2,000.00	12,004.00	12,004.00	.00	8,127.00	3,500.00	-56.9%
01001	34223	FIRE VILL	369,951.14	393,843.00	393,843.00	404,041.72	.00	419,167.00	.0%
01001	34290	SCHOOL	61,086.00	59,692.00	59,692.00	74,615.00	.00	59,692.00	.0%
01001	34335	OTHER REVE	24,647.45	26,348.00	26,348.00	16,581.14	48,202.00	24,250.00	-49.7%

NEXT YEAR / CURRENT YEAR BUDGET ANALYSIS

PROJECTION: 2024 FY2024 BUDGET FOR PERIOD 99

ACCOUNTS FOR:

GENERAL	FUND		2022 ACTUAL	2023 ORIG BUD	2023 REVISED BUD	2023 ACTUAL	2023 PROJECTION	2024 MGR REVIEW	PCT CHANGE
01001	34340	SW COLLECT	470,596.70	576,000.00	576,000.00	190,545.04	216,000.00	576,000.00	166.7%
01001	34341	SW DISPOSA	220,164.46	228,000.00	228,000.00	74,346.97	186,000.00	228,000.00	22.6%
01001	34342	YDWST COLL	14,060.37	.00	.00	.00	31,200.00	.00	-100.0%
01001	34343	YDWST DISP	4,775.26	.00	.00	.00	11,400.00	.00	-100.0%
01001	34344	RECYCLE	18,774.35	.00	.00	.00	40,800.00	.00	-100.0%
01001	34345	SW ADM FEE	69,455.30	70,200.00	70,200.00	22,860.96	55,200.00	70,200.00	27.2%
01001	34346	IMPACT COL	1,700.00	5,746.00	5,746.00	800.00	874.00	4,624.00	429.1%
01001	34391	STORMWATER	55,076.04	55,200.00	55,200.00	41,266.00	45,600.00	55,200.00	21.1%
01001	34393	REG ABANDO	1,525.00	2,000.00	2,000.00	1,500.00	13,361.00	2,000.00	-85.0%
01001	34712	LIB OUT CO	1,770.00	1,623.00	1,623.00	1,840.00	87.00	1,885.00	2066.7%
01001	34713	LIB CAFE	12,991.13	14,000.00	14,000.00	41,055.64	.00	51,464.00	.0%
01001	34714	LIB FAX	222.80	.00	.00	354.00	.00	350.00	.0%
01001	34715	HT XMAS	.00	.00	.00	40.00	.00	.00	.0%
01001	34716	FP 5K RACE	.00	.00	.00	15,108.20	.00	15,000.00	.0%
01001	34717	FP DAY	7,775.00	360.00	360.00	4,045.00	925.00	4,000.00	332.4%
01001	34719	CONCESSION	878.20	2,000.00	2,000.00	1,035.25	2,168.00	2,000.00	-7.7%
01001	34720	POOL ADMIS	2,564.60	6,971.00	6,971.00	3,947.00	8,298.00	13,000.00	56.7%
01001	34721	POOL OTHER	750.00	.00	.00	.00	631.00	250.00	-60.4%
01001	34725	POOL LESSO	.00	1,995.00	1,995.00	40.00	4,403.00	1,400.00	-68.2%
01001	34730	REC PGMS	899.00	91,182.00	91,182.00	21,324.82	.00	91,182.00	.0%
01001	34741	ENTERTAIN	5,121.56	3,000.00	3,000.00	7,001.07	.00	18,000.00	.0%
01001	34755	RENT RECRE	4,380.00	3,197.00	3,197.00	1,010.00	.00	2,599.00	.0%

NEXT YEAR / CURRENT YEAR BUDGET ANALYSIS

PROJECTION: 2024 FY2024 BUDGET FOR PERIOD 99

ACCOUNTS FOR: GENERAL FUND			2022 ACTUAL	2023 ORIG BUD	2023 REVISED BUD	2023 ACTUAL	2023 PROJECTION	2024 MGR REVIEW	PCT CHANGE
01001	34759	CCTR RENT	11,741.89	5,000.00	5,000.00	6,570.00	.00	14,400.00	.0%
01001	34790	REC SIGN	.00	.00	.00	7,249.96	.00	11,000.00	.0%
01001	34900	LN SRCH	9,625.00	7,907.00	7,907.00	4,730.00	2,766.00	7,148.00	158.4%
TOTAL CHARGES FOR SERVICES			1,432,474.93	1,619,619.00	1,619,619.00	982,456.09	707,139.00	1,737,728.00	145.7%
35	FINES & FORFEITURES								
01001	35110	COURT FINE	19,519.75	24,621.00	24,621.00	16,846.82	15,597.00	21,781.00	39.6%
01001	35130	POLICE EDU	1,958.04	2,060.00	2,060.00	1,916.78	3,230.00	3,000.00	-7.1%
01001	35200	LIB FINES	2,065.23	2,742.00	2,742.00	1,405.64	2,673.00	1,993.00	-25.4%
01001	35410	VIOLATIONS	.00	508.00	508.00	.00	.00	.00	.0%
01001	35900	FINES&FORF	.00	.00	.00	89.90	1,648.00	.00	-100.0%
TOTAL FINES & FORFEITURES			23,543.02	29,931.00	29,931.00	20,259.14	23,148.00	26,774.00	15.7%
36	MISC. REVENUE								
01001	36120	INTEREST	81,626.94	120,000.00	120,000.00	183,201.51	2,462.00	550,000.00	.0%
01001	36125	DIVNDS	3,990.42	.00	.00	9,417.20	.00	28,200.00	.0%
01001	36130	CHG FAIR M	-46,816.94	.00	.00	53,824.11	.00	161,472.00	.0%
01001	36132	INT AD VAL	1,749.74	50.00	50.00	20.25	2,545.00	50.00	-98.0%
01001	36140	GAIN/LOSS	.00	.00	.00	12,855.06	.00	.00	.0%
01001	36201	ERATE RFND	21,600.00	14,400.00	14,400.00	8,100.00	8,640.00	16,200.00	87.5%
01001	36204	COMM VENDI	.00	.00	.00	23.00	.00	.00	.0%
01001	36205	ST LGHT	1,793.00	.00	.00	.00	.00	707.00	.0%
01001	36322	POLICE IMP	22,430.06	4,968.00	4,968.00	4,396.25	152,717.00	6,600.00	-95.7%

NEXT YEAR / CURRENT YEAR BUDGET ANALYSIS

PROJECTION: 2024 FY2024 BUDGET FOR PERIOD 99

ACCOUNTS FOR:

GENERAL FUND			2022 ACTUAL	2023 ORIG BUD	2023 REVISED BUD	2023 ACTUAL	2023 PROJECTION	2024 MGR REVIEW	PCT CHANGE
01001	36410	CMTRY LOT	13,075.00	11,232.00	11,232.00	10,230.00	13,414.00	15,025.00	12.0%
01001	36441	SALE SURPL	.00	.00	.00	15,282.22	4,065.00	.00	-100.0%
01001	36442	INS PROCEE	51,575.00	.00	29,500.00	35,169.72	.00	.00	.0%
01001	36602	PD DONATE	7,700.00	6,850.00	6,850.00	9,080.71	.00	6,850.00	.0%
01001	36604	LIB DONATE	200.00	.00	.00	.00	.00	.00	.0%
01001	36940	REIMB SRVC	.00	.00	.00	165.00	.00	165.00	.0%
01001	36942	RESTITUTIO	690.00	82.00	82.00	2,217.29	258.00	230.00	-10.9%
01001	36943	REIM MAILI	2,763.41	1,232.00	1,232.00	156.40	.00	1,241.00	.0%
01001	36944	INVESTIGAT	2,748.11	3,548.00	3,548.00	1,989.25	4,373.00	3,123.00	-28.6%
01001	36946	B&Z REIMBU	25,042.16	6,834.00	6,834.00	3,169.28	35,203.00	4,660.00	-86.8%
01001	36947	REIMB PLAN	32,016.23	26,177.00	26,177.00	13,951.58	15,396.00	25,116.00	63.1%
01001	36948	REIMB ENGI	14,602.06	6,062.00	6,062.00	7,338.38	116,220.00	11,825.00	-89.8%
01001	36990	MISC REVEN	82.52	831.00	831.00	430.54	1,000.00	256.00	-74.4%
01001	36991	PD-MIS REV	871.96	906.00	906.00	1,023.33	1,085.00	925.00	-14.7%
01001	36993	FUEL TAX R	5,527.56	5,137.00	5,137.00	2,327.74	3,626.00	4,037.00	11.3%
TOTAL MISC. REVENUE			243,267.23	208,309.00	237,809.00	374,368.82	361,004.00	836,682.00	131.8%
38	NON REVENUES								
01001	38006	XFER IN IM	.00	.00	500,000.00	.00	.00	.00	.0%
01001	38012	XFER BLDG	.00	854,100.00	854,100.00	.00	.00	942,440.00	.0%
01001	38014	TX FIREPEN	258,096.19	.00	.00	.00	.00	.00	.0%
01001	38150	XFER IN RE	43,342.30	51,223.00	51,223.00	12,805.75	27,715.15	51,223.00	84.8%
01001	38250	XFER IN RE	28,457.00	.00	.00	.00	.00	.00	.0%

NEXT YEAR / CURRENT YEAR BUDGET ANALYSIS

PROJECTION: 2024 FY2024 BUDGET FOR PERIOD 99

ACCOUNTS FOR:
GENERAL FUND

	2022 ACTUAL	2023 ORIG BUD	2023 REVISED BUD	2023 ACTUAL	2023 PROJECTION	2024 MGR REVIEW	PCT CHANGE
TOTAL NON REVENUES	329,895.49	905,323.00	1,405,323.00	12,805.75	27,715.15	993,663.00	3485.3%
TOTAL GENERAL FUND REVENUES	9,386,220.42	10,277,768.00	11,057,268.00	7,680,613.01	5,058,221.15	11,171,489.00	120.9%

CITY OF FRUITLAND PARK

NEXT YEAR BUDGET DETAIL REPORT

PROJECTION: 2024 FY2024 BUDGET

ACCOUNTS FOR: GENERAL FUND		VENDOR	QUANTITY	UNIT COST	2024 MGR REVIEW
01001	GENERAL FUND REVENUES				
31	TAXES				
31110	AD VALOREM TAXES				
01001	31110 - AD VALOREM TAXES				3,797,511.00 *
	$ TAX VALUE		1.00	3,797,511.00	-3,797,511.00
	CERTIFIED/1000				
	X 3.9134 MILLAGE (LAST YEAR- INCR OVER RBR) %				
	$3,997,380 @ 95% BUDGETED				
	$1,021,459,539 BASE VALUE				
	$ NEW CONSTRUCTION				
	7.71% INCREASE IN ASSESSED VALUE				
31120	DELINQUENT AD VALOREM TAX				
01001	31120 - DELINQUENT AD VALOREM TAX				64.00 *
	DELQ REAL ESTATE AND TANGIBLE PERSONAL PROPERTY		1.00	64.00	-64.00
31230	LOCAL OPTION FUEL TAX				
01001	31230 - LOCAL OPTION GAS TAX				182,116.00 *
	ST OF FL: 1 TO 6 CENT TAX 66.38% FOR COUNTY 33.62% FOR MUNICIPALITIES FORMULA BASED ON POPULATION & MILES OF ROADS MAINTAINED		1.00	182,116.00	-182,116.00
31310	ELECTRIC FRANCHISE FEE				
01001	31310 - ELECTRIC FRANCHISE FEE				749,424.00 *
	LEESBURG - 8%		1.00	749,424.00	-749,424.00

NEXT YEAR BUDGET DETAIL REPORT

PROJECTION: 2024 FY2024 BUDGET

ACCOUNTS FOR: GENERAL FUND		VENDOR	QUANTITY	UNIT COST	2024 MGR REVIEW
31340	**GAS FRANCHISE FEE**				
01001	31340 - GAS FRANCHISE FEE				29,425.00 *
	LEESBURG - 8%		1.00	29,425.00	-29,425.00
31390	**GARBAGE FRANCHISE FEE**				
01001	31390 - GARBAGE FRANCHISE FEE				130,946.00 *
	10% TOTAL SOLID WASTE BILL		1.00	130,946.00	-130,946.00
31410	**ELECTRIC UTILITY TAX**				
01001	31410 - ELECTRIC UTILITY TAX				711,519.00 *
	LEESBURG, DUKE, SECO10%		1.00	711,519.00	-711,519.00
31421	**COMMUNICATIONS SERVICE TAX**				
01001	31421 - COMMUNICATIONS SERVICE TAX				347,765.00 *
	ST OF FL EST. 5%		1.00	347,765.00	-347,765.00
31430	**WATER UTILITY TAX**				
01001	31430 - WATER UTILITY TAX				269,225.00 *
	10% WATER TAX ON REVENUE 40001-34331REVENUE 40301-34351		1.00	269,225.00	-269,225.00
31440	**GAS UTILITY TAX**				
01001	31440 - GAS UTILITY TAX				45,423.00 *
	LEESBURG - 10%		1.00	45,423.00	-45,423.00

NEXT YEAR BUDGET DETAIL REPORT

PROJECTION: 2024 FY2024 BUDGET

ACCOUNTS FOR: GENERAL FUND		VENDOR	QUANTITY	UNIT COST	2024 MGR REVIEW
TOTAL TAXES					6,263,418.00
32	LICENSES & PERMITS				
32100	CITY BUSINESS LICENSE TAX				
01001	32100 - CITY BUSINESS LICENSE TAX				19,724.00 *
	VARIOUS RATES $36.30 - $121.00)		1.00	19,724.00	-19,724.00
	APPROX. 413 ACTIVE LICENSES				
32200	BUILDING PERMIT A				
01001	32200 - BUILDING PERMIT A				180,999.00 *
	50- 60% EXPENSED TO INSPECTOR		1.00	180,999.00	-180,999.00
	01524-30340				
	PERMIT A + PERMIT B = B&Z BUDGET				
32201	BUILDING PERMIT B				
01001	32201 - BUILDING PERMIT B				35,615.00 *
	50-60% EXPENSED TO INPSECTOR		1.00	35,615.00	-35,615.00
	01524-30340				
TOTAL LICENSES & PERMITS					236,338.00
33	INTERGOVERN. REVENUE				
33512	STATE REVENUE SHARING TAX				
01001	33512 - STATE REVENUE SHARING TAX				314,383.00 *
	ST OF FL EST (72% SALES, 28% FUEL TAX)		1.00	314,383.00	-314,383.00
	INFLUENCED BY POPULATION & TAXABLE VALUE				
33514	MOBILE HOME LICENSES				
01001	33514 - MOBILE HOME LICENSES				14,625.00 *
	ST OF FL($25 - $80)		1.00	14,625.00	-14,625.00

NEXT YEAR BUDGET DETAIL REPORT

PROJECTION: 2024 FY2024 BUDGET

ACCOUNTS FOR: GENERAL FUND		VENDOR	QUANTITY	UNIT COST	2024 MGR REVIEW
33515	ALCOHOLIC BEV LICENSE				
01001	33515 - ALCOHOLIC BEV LICENSE				2,873.00 *
	ST OF FL		1.00	2,873.00	-2,873.00
33518	LOCAL GOVT 1/2C SALES TAX				
01001	33518 - LOCAL GOVT 1/2C SALES TAX				623,465.00 *
	ST OF FL EST.INFLUENCED BY POPULATION		1.00	623,465.00	-623,465.00
33770	COUNTY LIBRARY APPROPRIAT				
01001	33770 - COUNTY LIBRARY APPROPRIAT				82,990.00 *
	COUNTY EST.		1.00	82,990.00	-82,990.00
33820	COUNTY BUSINESS TAX RECEIPT				
01001	33820 - COUNTY BUSINESS TAX RECEIPT				329.00 *
	FM BOB MCKEE		1.00	329.00	-329.00
33830	COUNTY ONE CENT GAS TAX				
01001	33830 - COUNTY ONE CENT GAS TAX				38,221.00 *
	BCC		1.00	38,221.00	-38,221.00
	TOTAL INTERGOVERN. REVENUE				1,076,886.00
34	CHARGES FOR SERVICES				
33547	FDOT HWY MOWING MAINT				
01001	33547 - FDOT HWY MOWING MAINT				33,057.00 *
			1.00	33,057.00	-33,057.00

NEXT YEAR BUDGET DETAIL REPORT

PROJECTION: 2024 FY2024 BUDGET

ACCOUNTS FOR: GENERAL FUND		VENDOR	QUANTITY	UNIT COST	2024 MGR REVIEW
33548	FDOT TRAFFIC SIGNAL MAINTENANC				
01001	33548 - FDOT TRAFFIC SIGNAL MAINTENANC				6,501.00 *
	FDOT PMT		1.00	6,501.00	-6,501.00
34120	ZONING FEES				
01001	34120 - ZONING FEES				9,273.00 *
	PERMIT - ZONING REVIEW FEES $25		1.00	9,273.00	-9,273.00
34127	PUD REVIEW				
01001	34127 - PUD REVIEW				10,000.00 *
			1.00	10,000.00	-10,000.00
34140	COPYING / RCDS REQ/CERT				
01001	34140 - COPIES/RCD REQ/CERT				2,586.00 *
			1.00	2,586.00	-2,586.00
34220	FIRE INSPECTION FEES				
01001	34220 - FIRE INSPECTION FEES				3,500.00 *
	FIRE INSPECTION FEE $50 EA		1.00	3,500.00	-3,500.00
	EXPENSE 01524-30340				
34223	FIRE ASSESSMENT VILLAGE				
01001	34223 - FIRE ASSESSMENT VILLAGE				419,167.00 *
	VILLAGE FIRE ASSESSMENT		1.00	419,167.00	-419,167.00
	BASE $399,558 x 4.9% INFLATION				
	$225 PER DWELLING				
	2055 x 225 = $462,375				
	ESTIMATED COLLECTION COSTS 9% = $43,208				
	ESTIMATED NET REALIZED VALUE = $419,167				

NEXT YEAR BUDGET DETAIL REPORT

PROJECTION: 2024 FY2024 BUDGET

ACCOUNTS FOR: GENERAL FUND		VENDOR	QUANTITY	UNIT COST	2024 MGR REVIEW
34290	**SCHOOL PUBLIC SAFETY-COUNTY**				
01001	34290 - SCHOOL PUBLIC SAFETY-COUNTY SRO FUNDING FM LAKE COUNTY SCHOOL OFFICER 10 FOR 10 MONTHS		1.00	59,692.00	59,692.00 * -59,692.00
34335	**OTHER REVENUES**				
01001	34335 - OTHER REVENUES B&Z ADMIN PERMIT APPLICATION FEE &ADMIN FEES $25		1.00	24,250.00	24,250.00 * -24,250.00
34340	**SOLID WASTE COLLECTION**				
01001	34340 - SOLID WASTE COLLECTION 1,920 CUSTOMERSEXPENSED IN 01534-30434		1.00	576,000.00	576,000.00 * -576,000.00
34341	**SOLID WASTE DISPOSAL**				
01001	34341 - SOLID WASTE DISPOSAL EXPENSED IN 01534-30435		1.00	228,000.00	228,000.00 * -228,000.00
34345	**ADMIN FEE-GARBAGE BILLING**				
01001	34345 - ADMIN FEE-GARBAGE BILLING $2.94/MTH X 12 = $35.28/YR APPROX 1663 CUSTOMERS		1.00	70,200.00	70,200.00 * -70,200.00
34346	**ADM. FEE-IMPACT FEE**				
01001	34346 - COLLECTION FEE-IMPACT FEE		1.00	4,624.00	4,624.00 * -4,624.00

NEXT YEAR BUDGET DETAIL REPORT

PROJECTION: 2024 FY2024 BUDGET

ACCOUNTS FOR: GENERAL FUND		VENDOR	QUANTITY	UNIT COST	2024 MGR REVIEW
34391	STORMWATER FEE				
01001	34391 - STORMWATER FEE $2.00/MTHX12 = $241982 CUSTOMERS		1.00	55,200.00	55,200.00 * -55,200.00
34393	REG ABANDONED PROPERTY				
01001	34393 - REG ABANDONED PROPERTY $250 ANNUAL		1.00	2,000.00	2,000.00 * -2,000.00
34712	LIBRARY FEE OUT/COUNTY				
01001	34712 - LIBRARY FEE OUT/COUNTY COUNTY		1.00	1,885.00	1,885.00 * -1,885.00
34713	LIBRARY CAFE				
01001	34713 - LIBRARY CAFE LIBRARY CAFE REVENUE		1.00	51,464.00	51,464.00 * -51,464.00
34714	LIBRARY FAXES				
01001	34714 - LIBRARY FAXES		1.00	350.00	350.00 * -350.00
34716	FP 5K RACE				
01001	34716 - FP 5K RACE		1.00	15,000.00	15,000.00 * -15,000.00

NEXT YEAR BUDGET DETAIL REPORT

PROJECTION: 2024 FY2024 BUDGET

ACCOUNTS FOR: GENERAL FUND		VENDOR	QUANTITY	UNIT COST	2024 MGR REVIEW
34717	FRUITLAND PK DAY PROCEEDS				
01001	34717 - FRUILTAND PK DAY PROCEEDS		1.00	4,000.00	4,000.00 * -4,000.00
34719	CONCESSIONS				
01001	34719 - CONCESSIONS POOL CONCESSION		1.00	2,000.00	2,000.00 * -2,000.00
34720	POOL FEES				
01001	34720 - POOL ADMISSION FEES		1.00	13,000.00	13,000.00 * -13,000.00
34721	RECREATION FEES				
01001	34721 - OTHER POOL REVENUES		1.00	250.00	250.00 * -250.00
34725	POOL SWIM PROG/LESSONS				
01001	34725 - POOL SWIM PROG/LESSONS		1.00	1,400.00	1,400.00 * -1,400.00
34730	RECREATION PROGRAMS				
01001	34730 - RECREATION PROGRAMS SOFTBALL, T-BALL, SOCCER, BASKETBALL, ARCHERY, FLAG FOOTBALL, SUMMER CAMP		1.00	91,182.00	91,182.00 * -91,182.00

NEXT YEAR BUDGET DETAIL REPORT

PROJECTION: 2024 FY2024 BUDGET

ACCOUNTS FOR: GENERAL FUND		VENDOR	QUANTITY	UNIT COST	2024 MGR REVIEW
34741	ENTERTAINMENT				
01001	34741 - ENTERTAINMENT RECREATION		1.00	18,000.00	18,000.00 * -18,000.00
34755	RENT RECREATION FACILITY				
01001	34755 - RENT RECREATION FACILITY		1.00	2,599.00	2,599.00 * -2,599.00
34759	COMM CTR FACILITY RENTAL FEE				
01001	34759 - COMM CTR FAC RENTAL FEES COMMUNITY CENTER		1.00	14,400.00	14,400.00 * -14,400.00
34790	RECREATION SIGN				
01001	34790 - RECREATION SIGN		1.00	11,000.00	11,000.00 * -11,000.00
34900	LIEN SEARCH FEE				
01001	34900 - LIEN SEARCH FEE $30 OR $50 (EXPEDITED)		1.00	7,148.00	7,148.00 * -7,148.00
	TOTAL CHARGES FOR SERVICES				1,737,728.00
35	FINES & FORFEITURES				
35110	TRAFFIC COURT FINES & FORFEIT				
01001	35110 - TRAFFIC COURT FINES COUNTY COURT TRAFFIC INFRACTIONS		1.00	21,781.00	21,781.00 * -21,781.00

NEXT YEAR BUDGET DETAIL REPORT

PROJECTION: 2024 FY2024 BUDGET

ACCOUNTS FOR: GENERAL FUND		VENDOR	QUANTITY	UNIT COST	2024 MGR REVIEW
35130	POLICE EDUCATION FUND 2ND $				
01001	35130 - POLICE EDUCATION FUND 2ND $				3,000.00 *
	COUNTY COURT POLICE EDUC - 2ND DOLLAR FUND EXPENSE 01521-30543		1.00	3,000.00	-3,000.00
35200	LIBRARY FINES				
01001	35200 - LIBRARY FINES				1,993.00 *
			1.00	1,993.00	-1,993.00
	TOTAL FINES & FORFEITURES				26,774.00
36	MISC. REVENUE				
36120	INTEREST EARNED				
01001	36120 - INTEREST EARNED				550,000.00 *
	INVESTMENTS, CDs		1.00	550,000.00	-550,000.00
36125	DIVIDENDS				
01001	36125 - DIVIDENDS EJ				28,200.00 *
			1.00	28,200.00	-28,200.00
36130	CHANGE IN FAIR MARKET VALUE				
01001	36130 - EJ CHANGE IN FAIR MARKET VALUE				161,472.00 *
			1.00	161,472.00	-161,472.00
36132	INTEREST ON AD VALOREM				
01001	36132 - INTEREST ON AD VALOREM				50.00 *
	LATE AD VALOREM PAYMENTS		1.00	50.00	-50.00

NEXT YEAR BUDGET DETAIL REPORT

PROJECTION: 2024 FY2024 BUDGET

ACCOUNTS FOR: GENERAL FUND		VENDOR	QUANTITY	UNIT COST	2024 MGR REVIEW
36201	**STATE LIBRARY ERATE REFUND**				
01001	36201 - ERATE REFUND				16,200.00 *
	LIBRARY INTERNET REBATE		1.00	16,200.00	-16,200.00
36205	**STREET LIGHT FIX RENTAL INCOME**				
01001	36205 - STREET LIGHT FIX RENTAL INCOME				707.00 *
			1.00	707.00	-707.00
36322	**POLICE IMPACT FEE**				
01001	36322 - POLICE IMPACT FEE				6,600.00 *
	COLLECTED ON BUILDING PERMITS $414 RESTRICTED FUND		1.00	6,600.00	-6,600.00
36410	**CEMETERY LOT SALES**				
01001	36410 - CEMETERY LOT SALES				15,025.00 *
	RESTRICTED FUND		1.00	15,025.00	-15,025.00
36602	**PD DONATIONS**				
01001	36602 - PD DONATIONS				6,850.00 *
			1.00	6,850.00	-6,850.00
36940	**REIMBURSEMENT FOR SERVICE**				
01001	36940 - REIMBURSEMENT FOR SERVICE				165.00 *
	REIMBURSEMENT FOR B&Z SERVICES		1.00	165.00	-165.00

NEXT YEAR BUDGET DETAIL REPORT

PROJECTION: 2024 FY2024 BUDGET

ACCOUNTS FOR: GENERAL FUND		VENDOR	QUANTITY	UNIT COST	2024 MGR REVIEW
36942	**RESTITUTION**				
01001	36942 - RESTITUTION		1.00	230.00	230.00 * -230.00
36943	**REIMB MAILING SURROUNDING PROP**				
01001	36943 - REIMB MAILING SURROUNDING PROP		1.00	1,241.00	1,241.00 * -1,241.00
36944	**COST OF CONVICTION - PD**				
01001	36944 - INVESTIGATIVE COST COUNTY COURT		1.00	3,123.00	3,123.00 * -3,123.00
36946	**REIMBURSEMENT MISC B&Z**				
01001	36946 - REIMBURSEMENT MISC B&Z		1.00	4,660.00	4,660.00 * -4,660.00
36947	**REIMB PLANNING FEES**				
01001	36947 - REIMB PLANNING FEES EXPENSED IN 01524-30312		1.00	25,116.00	25,116.00 * -25,116.00
36948	**REIMB ENGINEERING FEES**				
01001	36948 - REIMB ENGINEERING FEES EXPENSED IN 01524-30311		1.00	11,825.00	11,825.00 * -11,825.00

NEXT YEAR BUDGET DETAIL REPORT

PROJECTION: 2024 FY2024 BUDGET

ACCOUNTS FOR: GENERAL FUND		VENDOR	QUANTITY	UNIT COST	2024 MGR REVIEW
36990	MISC REVENUE				
01001	36990 - MISC REVENUE ADMIN FEES		1.00	256.00	256.00 * -256.00
36991	MISC REVENUE - PD				
01001	36991 - MISC REVENUE - PD REPORT FEES		1.00	925.00	925.00 * -925.00
36993	FUEL TAX REFUNDS				
01001	36993 - FUEL TAX REFUNDS ST OF FLGAS CREDIT .143		1.00	4,037.00	4,037.00 * -4,037.00
	TOTAL MISC. REVENUE				836,682.00
38	NON REVENUES				
38012	XFER IN BUILDING (PERMIT FEES)				
01001	38012 - XFER IN BUILDING (PERMIT FEES) COVER B&Z BUDGET		1.00	942,440.00	942,440.00 * -942,440.00
38150	XFER IN REDEVELOPMENT				
01001	38150 - XFER IN REDEVELOPMENT 20% CM SALARY & BENEFIT EXPENSED IN 20581-90916 10% TREASURER WAGES & BENEFITS EXPENSED IN 20581-90916		1.00	51,223.00	51,223.00 * -51,223.00

NEXT YEAR BUDGET DETAIL REPORT

PROJECTION: 2024 FY2024 BUDGET

ACCOUNTS FOR: GENERAL FUND	VENDOR	QUANTITY	UNIT COST	2024 MGR REVIEW
TOTAL NON REVENUES				993,663.00
TOTAL GENERAL FUND REVENUES				11,171,489.00

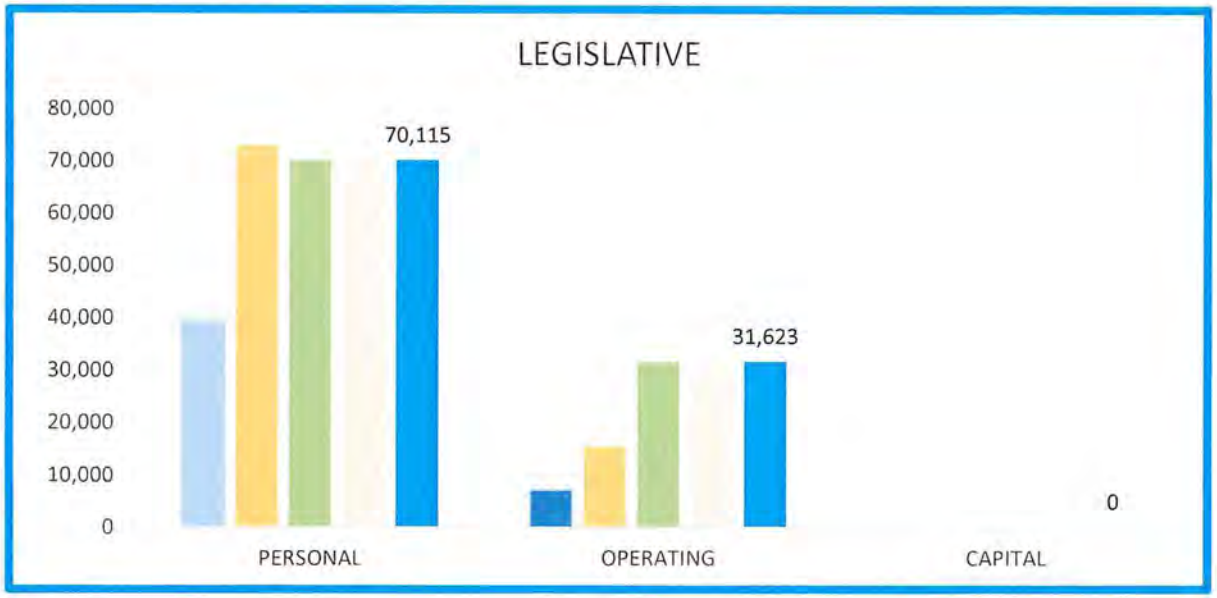

	PERSONAL	OPERATING	CAPITAL	TOTAL
FY2020	39,348	7,177	0	46,525
FY2021	72,950	15,396	0	88,346
FY2022	70,115	31,552	0	101,667
FY2023	70,115	31,026	0	101,141
FY2024	70,115	31,623	0	101,738

CHANGE	PERSONAL	OPERATING	CAPITAL	TOTAL
FM FY2020	33,602	8,219	0	41,821
FM FY2021	-2,835	16,156	0	13,321
FM FY2022	0	-526	0	-526
FM FY2023	0	597	0	597

808jmich |NEXT YEAR / CURRENT YEAR BUDGET ANALYSIS
PROJECTION: FY2024 BUDGET

LEGISLATIVE	ACCOUNTS FOR:	2022 ACTUAL	2023 REVISED BUD	2024 PROPOSED	CHANGE FM FY2023	
1511	**LEGISLATIVE**					
10130	STIPENDS-COMMISSION	55,000	60,000	60,000	0	0%
10131	STIPENDS-P&Z	4,020	4,020	4,020	0	0%
10210	FICA	4,515	4,899	4,899	0	0%
10233	LIFE INSURANCE	-323	1,080	1,080	0	0%
10240	WORKERS COMPENSATION	106	116	116	0	0%
	PERSONAL SERVICES	63,318	70,115	70,115	0	0%
30340	CONTRACTUAL SERVICES	745	6,025	6,025	0	0%
30400	TRAVEL/PER DIEM	2,835	6,100	6,100	0	0%
30410	COMMUNICATIONS	3,017	3,060	3,060	0	0%
30420	POSTAGE	0	50	50	0	0%
30450	INSURANCE	2,284	2,551	3,148	597	23%
30463	EQUIPMENT REPAIRS/MAIN		200	200	0	0%
30470	PRINTING & COPYING		200	200	0	0%
30490	MISC EXPENSE		3,000	3,000	0	0%
30510	OFFICE SUPPLIES	56	400	400	0	0%
30520	SUPPLIES	300	3,685	3,685	0	0%
30542	TRAINING & EDUCATION	1,400	3,625	3,625	0	0%
30544	MEMBERSHIPS	1,817	2,130	2,130	0	0%
	OPERATING EXPENSES	12,454	31,026	31,623	597	2%
60640	EQUIPMENT PURCHA	0	0	0	0	
	CAPITAL OUTLAY	0	0	0	0	
	LEGISLATIVE	**75,772**	**101,141**	**101,738**	**597**	**1%**

NEXT YEAR / CURRENT YEAR BUDGET ANALYSIS

PROJECTION: 2024 FY2024 BUDGET FOR PERIOD 99

ACCOUNTS FOR: GENERAL FUND			2022 ACTUAL	2023 ORIG BUD	2023 REVISED BUD	2023 ACTUAL	2023 PROJECTION	2024 MGR REVIEW	PCT CHANGE
01511	LEGISLATIVE								
10	PERSONAL SERVICES								
01511	10130	STIPENDS-C	55,000.00	60,000.00	60,000.00	50,000.00	31,800.00	60,000.00	88.7%
01511	10131	STIPENDS-P	4,020.00	4,020.00	4,020.00	2,954.97	4,020.00	4,020.00	.0%
01511	10210	FICA	4,515.06	4,899.00	4,899.00	4,055.68	2,742.00	4,899.00	78.7%
01511	10233	LIFE INS	-322.87	1,080.00	1,080.00	1,037.54	447.00	1,080.00	141.6%
01511	10240	WORKERS CO	106.00	116.00	116.00	66.52	90.00	116.00	28.9%
TOTAL PERSONAL SERVICES			63,318.19	70,115.00	70,115.00	58,114.71	39,099.00	70,115.00	79.3%
30	OPERATING EXPENSES								
01511	30340	CONTRACTUA	745.00	6,025.00	6,025.00	1,210.00	5,725.00	6,025.00	5.2%
01511	30400	TRAVEL/PER	2,835.25	6,100.00	6,100.00	260.00	5,000.00	6,100.00	22.0%
01511	30410	COMMUNICAT	3,017.16	3,060.00	3,060.00	3,541.83	2,244.00	3,060.00	36.4%
01511	30420	POSTAGE	.00	50.00	50.00	.00	50.00	50.00	.0%
01511	30450	INSURANCE	2,283.52	2,551.00	2,551.00	2,633.44	3,032.00	3,148.00	3.8%
01511	30463	EQUIPMENT	.00	200.00	200.00	.00	200.00	200.00	.0%
01511	30470	PRINTING &	.00	200.00	200.00	.00	200.00	200.00	.0%
01511	30490	MISC EXPEN	.00	3,000.00	3,000.00	.00	3,000.00	3,000.00	.0%
01511	30510	OFFICE SUP	55.60	400.00	400.00	.00	250.00	400.00	60.0%
01511	30520	SUPPLIES	300.45	3,685.00	3,685.00	17.08	3,085.00	3,685.00	19.4%
01511	30542	TRAINING &	1,400.00	3,625.00	3,625.00	1,070.00	2,600.00	3,625.00	39.4%
01511	30544	MEMBERSHIP	1,817.00	2,130.00	2,130.00	1,263.63	980.00	2,130.00	117.3%

NEXT YEAR / CURRENT YEAR BUDGET ANALYSIS

PROJECTION: 2024 FY2024 BUDGET FOR PERIOD 99

ACCOUNTS FOR: GENERAL FUND	2022 ACTUAL	2023 ORIG BUD	2023 REVISED BUD	2023 ACTUAL	2023 PROJECTION	2024 MGR REVIEW	PCT CHANGE
TOTAL OPERATING EXPENSES	12,453.98	31,026.00	31,026.00	9,995.98	26,366.00	31,623.00	19.9%
TOTAL LEGISLATIVE	75,772.17	101,141.00	101,141.00	68,110.69	65,465.00	101,738.00	55.4%

NEXT YEAR BUDGET DETAIL REPORT

PROJECTION: 2024 FY2024 BUDGET

ACCOUNTS FOR: GENERAL FUND		VENDOR	QUANTITY	UNIT COST	2024 MGR REVIEW
01511	LEGISLATIVE				
10	PERSONAL SERVICES				
10130	STIPENDS-COMMISSION				
01511	10130 - STIPENDS-COMMISSION				60,000.00 *
	MAYOR STIPEND @ $1000/MTH		12.00	1,000.00	12,000.00
	VICE MAYOR STIPEND @ $1000/MTH		12.00	1,000.00	12,000.00
	3 COMMISSIONERS STIPENDS @ $1000/MTH = $3000/MTH		12.00	3,000.00	36,000.00
10131	STIPENDS-P&Z				
01511	10131 - STIPENDS-P&Z				4,020.00 *
	CHAIRPERSON @ $75/MTH		12.00	75.00	900.00
	4 BOARDMEMBERS @ $65/MTH = $260/MTH		12.00	260.00	3,120.00
10210	FICA				
01511	10210 - FICA				4,899.00 *
	WAGES X .0765		1.00	4,899.00	4,899.00
10233	LIFE INSURANCE				
01511	10233 - LIFE INSURANCE				1,080.00 *
	$25K LIFE INSURANCE - 5 COMMISSION MEMBERS EST @ $18.00/MTH = $216/YR		5.00	216.00	1,080.00
10240	WORKERS COMPENSATION				
01511	10240 - WORKERS COMPENSATION				116.00 *
	BASES ON SALARY & RISK CODE		1.00	116.00	116.00

NEXT YEAR BUDGET DETAIL REPORT

PROJECTION: 2024 FY2024 BUDGET

ACCOUNTS FOR: GENERAL FUND		VENDOR	QUANTITY	UNIT COST	2024 MGR REVIEW
TOTAL PERSONAL SERVICES					70,115.00
30	OPERATING EXPENSES				
30340	CONTRACTUAL SERVICES				
01511	30340 - CONTRACTUAL SERVICES				6,025.00 *
	MUNI CODE - CODE OF ORDINANCES UPDATE		1.00	4,000.00	4,000.00
	MUNICODE ONLINE		1.00	900.00	900.00
	LEGAL REVIEW		1.00	1,125.00	1,125.00
30400	TRAVEL/PER DIEM				
01511	30400 - TRAVEL/PER DIEM				6,100.00 *
	LEAGUE OF CITIES MTHLY LUNCHEONS		1.00	600.00	600.00
	FL LEAGUE OF CITIES CONFERENCE HOTEL		5.00	1,000.00	5,000.00
	MEALS/MILEAGE CONFERENCE		1.00	500.00	500.00
30410	COMMUNICATIONS				
01511	30410 - COMMUNICATIONS				3,060.00 *
	VERIZON(5) TABLETS /PHONES		12.00	255.00	3,060.00
30420	POSTAGE				
01511	30420 - POSTAGE				50.00 *
	MAYOR'S CORRESPONDENCE		1.00	50.00	50.00
30450	INSURANCE				
01511	30450 - INSURANCE				3,148.00 *
	LIABILITY/PROPERTY/PUBLIC OFFICIALS		1.00	3,148.00	3,148.00

NEXT YEAR BUDGET DETAIL REPORT

PROJECTION: 2024 FY2024 BUDGET

ACCOUNTS FOR: GENERAL FUND		VENDOR	QUANTITY	UNIT COST	2024 MGR REVIEW
30463	**EQUIPMENT REPAIRS/MAINT**				
01511	30463 - EQUIPMENT REPAIRS/MAINT				200.00 *
	DIGITAL RECORDER, PA SYSTEM, TRANSCRIBER		1.00	200.00	200.00
30470	**PRINTING & COPYING**				
01511	30470 - PRINTING & COPYING				200.00 *
	CORRESPONDENCE, CARDS, SIGNS - MAYOR		1.00	200.00	200.00
30490	**MISC EXPENSE**				
01511	30490 - MISC EXPENSE				3,000.00 *
	CONTINGENCYBINDERS, PORTRAITS, LAPTOP		1.00	3,000.00	3,000.00
30510	**OFFICE SUPPLIES**				
01511	30510 - OFFICE SUPPLIES				400.00 *
	CALENDARS, PENS, ETCAWARDS, PLAQUES		1.00	400.00	400.00
30520	**SUPPLIES**				
01511	30520 - SUPPLIES				3,685.00 *
	SHIRTS - COMMISSION - 4 SHIRTS EA.		20.00	40.00	800.00
	MINUTES BOOK REPLACEMENTS SET OF 5 = $576.50		5.00	577.00	2,885.00
30542	**TRAINING & EDUCATION**				
01511	30542 - TRAINING & EDUCATION				3,625.00 *
	FLORIDA LEAGUE OF CITIES CONFERENCE REGISTRATION FOR 5 COMMISSIONERS		5.00	525.00	2,625.00
	IEMO REGISTRATION		1.00	250.00	250.00

NEXT YEAR BUDGET DETAIL REPORT

PROJECTION: 2024 FY2024 BUDGET

ACCOUNTS FOR: GENERAL FUND		VENDOR	QUANTITY	UNIT COST	2024 MGR REVIEW
	CLASS REGISTRATIONS		1.00	600.00	600.00
	LAKE COUNTY DAYS		1.00	150.00	150.00
30544	MEMBERSHIPS				
01511	30544 - MEMBERSHIPS				2,130.00 *
	FLORIDA LEAGUE OF CITIES		1.00	1,400.00	1,400.00
	LAKE COUNTY LEAGUE OF CITIES		1.00	350.00	350.00
	FLORIDA LEAGUE OF MAYORS		1.00	350.00	350.00
	WEMG		1.00	30.00	30.00
	TOTAL OPERATING EXPENSES				31,623.00
	TOTAL LEGISLATIVE				101,738.00

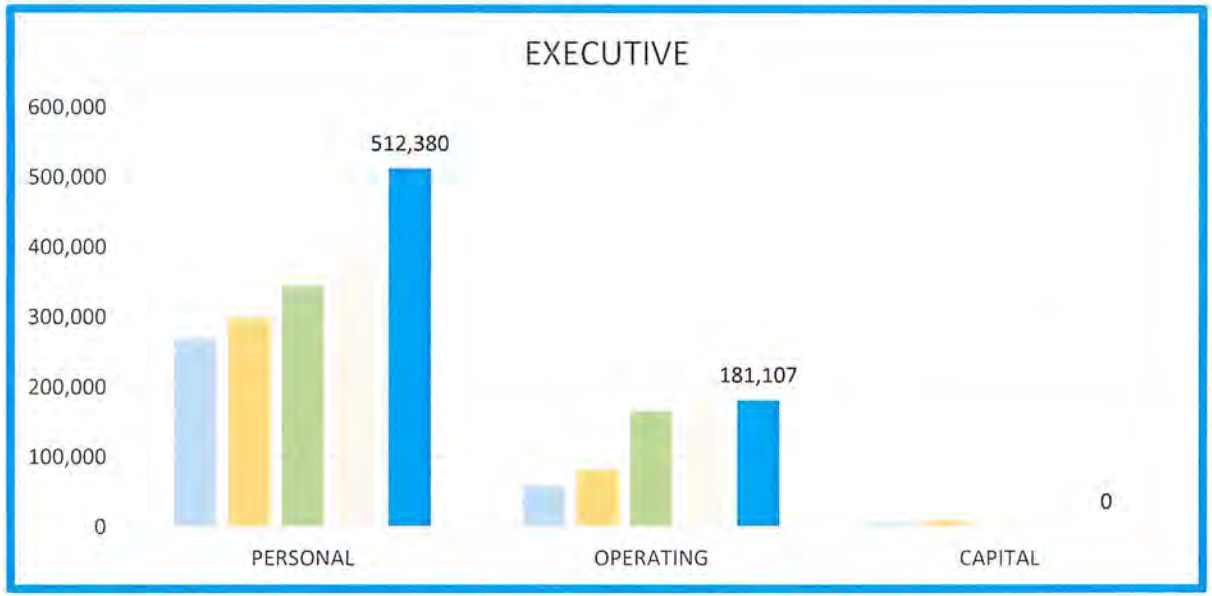

	PERSONAL	OPERATING	CAPITAL	TOTAL
FY2020	268,581	58,574	5,670	332,825
FY2021	298,261	81,234	9,472	388,967
FY2022	343,848	165,937	0	509,785
FY2023	408,765	177,941	2,000	588,706
FY2024	512,380	181,107	0	693,487

CHANGE	PERSONAL	OPERATING	CAPITAL	TOTAL
FM FY2020	29,680	22,660	3,802	56,142
FM FY2021	45,587	84,703	-9,472	120,818
FM FY2022	64,917	12,004	2,000	78,921
FM FY2023	103,615	3,166	-2,000	104,781

808jmich |NEXT YEAR / CURRENT YEAR BUDGET ANALYSIS
PROJECTION: FY202 BUDGET

EXECUTIVE	ACCOUNTS FOR:	2022 ACTUAL	2023 REVISED BUD	2024 PROPOSED	CHANGE FM FY2023	
1512	**EXECUTIVE**					
10110	SALARY	218,387	300,894	375,127	74,233	25%
10111	BONUS	2,328	4,300	5,131	831	19%
10120	WAGES	29,156			0	
10121	BONUS				0	
10158	VEHICLE ALLOWANCE	3,300	7,200	7,200	0	0%
10210	FICA	18,467	26,365	33,259	6,894	26%
10220	RETIREMENT	27,447	35,836	50,905	15,069	42%
10230	HEALTH INS	22,110	27,400	34,445	7,045	26%
10232	HEALTH DEPENDANTS	0	5,010	4,644	-366	-7%
10233	LIFE INSURANCE	246	378	432	54	14%
10236	DENTAL INSURANCE	704	822	1,032	210	26%
10240	WORKERS COMPENSATIOI	435	560	656	96	17%
	PERSONAL SERVICES	322,581	408,765	512,830	104,065	25%
30340	CONTRACTUAL SERVICES	80,461	111,175	111,175	0	0%
00	TRAVEL/PER DIEM	7,763	10,000	10,000	0	0%
30410	COMMUNICATIONS	1,631	4,000	1,800	-2,200	-55%
30420	POSTAGE	1,261	5,000	5,000	0	0%
30450	INSURANCE	7,847	8,766	10,817	2,051	23%
30463	EQUIPMENT REPAIRS/MAI	0	400	400	0	0%
30470	PRINTING & COPYING	0	3,000	3,000	0	0%
30510	OFFICE SUPPLIES	7,615	4,000	4,000	0	0%
30520	SUPPLIES	1,272			0	
30522	FUEL	142	500	500	0	
30540	PROFESSIONAL BOOKS	995	11,600	11,600	0	0%
30541	SUBSCRIPTIONS	2,732	2,000	2,025	25	1%
30542	TRAINING & EDUCATION	8,591	11,000	14,050	3,050	28%
30544	MEMBERSHIPS	2,441	6,500	6,740	240	4%
	OPERATING EXPENSES	122,750	177,941	181,107	3,166	2%
60640	EQUIPMENT PURCHASES	1,874	2,000	0	-2,000	
	CAPITAL OUTLAY	1,874	2,000	0	-2,000	0%
	EXECUTIVE	**447,204**	**588,706**	**693,937**	**105,231**	18%

NEXT YEAR / CURRENT YEAR BUDGET ANALYSIS

PROJECTION: 2024 FY2024 BUDGET FOR PERIOD 99

ACCOUNTS FOR: GENERAL FUND			2022 ACTUAL	2023 ORIG BUD	2023 REVISED BUD	2023 ACTUAL	2023 PROJECTION	2024 MGR REVIEW	PCT CHANGE
01512	EXECUTIVE								
10	PERSONAL SERVICES								
01512	10110	SALARY	218,386.86	300,894.00	300,894.00	194,550.56	116,685.82	375,126.81	221.5%
01512	10111	BONUS	2,327.64	4,300.00	4,300.00	2,429.28	1,223.50	5,131.00	319.4%
01512	10120	WAGES	29,156.40	.00	.00	44,815.56	.00	.00	.0%
01512	10158	VEHICLE AL	3,300.00	7,200.00	7,200.00	3,000.00	6,000.00	7,200.00	20.0%
01512	10210	FICA	18,467.14	26,365.00	26,365.00	17,721.16	20,731.03	33,259.00	60.4%
01512	10220	RETIREMENT	27,447.19	35,836.45	35,836.45	28,183.66	14,035.00	50,905.00	262.7%
01512	10230	HEALTH INS	22,110.20	27,399.96	27,399.96	19,570.80	26,077.90	34,444.60	32.1%
01512	10232	HLTH DEP	.00	5,010.00	5,010.00	938.07	.00	4,644.00	.0%
01512	10233	LIFE INS	245.93	378.00	378.00	607.89	305.75	432.00	41.3%
01512	10236	DENTAL INS	704.45	822.01	822.01	423.90	1,111.29	1,032.00	-7.1%
01512	10240	WORKERS CO	435.00	560.00	560.00	321.16	628.00	656.00	4.5%
TOTAL PERSONAL SERVICES			322,580.81	408,765.42	408,765.42	312,562.04	186,798.29	512,830.41	174.5%
30	OPERATING EXPENSES								
01512	30340	CONTRACTUA	80,461.21	111,175.00	111,175.00	85,234.65	9,700.00	111,175.00	1046.1%
01512	30400	TRAVEL/PER	7,763.26	10,000.00	10,000.00	1,767.07	3,000.00	10,000.00	233.3%
01512	30410	COMMUNICAT	1,631.10	4,000.00	4,000.00	1,909.30	1,104.00	1,800.00	63.0%
01512	30420	POSTAGE	1,260.74	5,000.00	5,000.00	278.45	500.00	5,000.00	900.0%
01512	30450	INSURANCE	7,846.92	8,766.00	8,766.00	9,018.44	9,852.00	10,817.00	9.8%
01512	30462	VEHICLE RE	.00	.00	.00	97.55	.00	.00	.0%

NEXT YEAR / CURRENT YEAR BUDGET ANALYSIS

PROJECTION: 2024 FY2024 BUDGET FOR PERIOD 99

ACCOUNTS FOR:

GENERAL FUND			2022 ACTUAL	2023 ORIG BUD	2023 REVISED BUD	2023 ACTUAL	2023 PROJECTION	2024 MGR REVIEW	PCT CHANGE
01512	30463	EQUIPMENT	.00	400.00	400.00	.00	75.00	400.00	433.3%
01512	30470	PRINTING &	.00	3,000.00	3,000.00	.00	2,900.00	3,000.00	3.4%
01512	30490	MISC EXPEN	.00	.00	.00	259.76	.00	.00	.0%
01512	30510	OFFICE SUP	7,615.06	4,000.00	4,000.00	11,441.89	1,500.00	4,000.00	166.7%
01512	30520	SUPPLIES	1,272.24	.00	.00	834.21	.00	.00	.0%
01512	30522	FUEL	141.53	500.00	500.00	243.72	.00	500.00	.0%
01512	30540	PROFESSION	994.99	11,600.00	11,600.00	2,127.14	350.00	11,600.00	3214.3%
01512	30541	SUBSCRIPTI	2,731.53	2,000.00	2,000.00	4,092.47	154.00	2,025.00	1214.9%
01512	30542	TRAINING &	8,590.93	11,000.00	11,000.00	9,616.14	2,000.00	14,050.00	602.5%
01512	30544	MEMBERSHIP	2,440.53	6,500.00	6,500.00	3,712.98	1,460.00	6,740.00	361.6%
TOTAL OPERATING EXPENSES			122,750.04	177,941.00	177,941.00	130,633.77	32,595.00	181,107.00	455.6%
60	CAPITAL OUTLAY								
01512	60640	EQUIPMENT	1,873.75	2,000.00	2,000.00	1,238.57	.00	.00	.0%
TOTAL CAPITAL OUTLAY			1,873.75	2,000.00	2,000.00	1,238.57	.00	.00	.0%
TOTAL EXECUTIVE			447,204.60	588,706.42	588,706.42	444,434.38	219,393.29	693,937.41	216.3%

NEXT YEAR BUDGET DETAIL REPORT

PROJECTION: 2024 FY2024 BUDGET

ACCOUNTS FOR: GENERAL FUND		VENDOR	QUANTITY	UNIT COST	2024 MGR REVIEW
01512	EXECUTIVE				
10	PERSONAL SERVICES				
10110	SALARY				
01512	10110 - SALARY				375,126.81 *
	MANAGER (GL) $71.42/HR, 2080 HRS(1/2 GF, 1/2 UT)		.50	148,543.20	74,271.60
			1.00	45,000.50	45,000.50 A
	CLERK (ELEWIN) $46.58/HR 2080 HRS		1.00	96,876.00	96,876.00
			1.00	58,211.71	58,211.71
			1.00	86,456.00	86,456.00
	25% PTO SELL BACK		1.00	4,709.00	4,709.00
	Merit Increase - 2%		1.00	9,602.00	9,602.00 A
10111	BONUS				
01512	10111 - BONUS				5,131.00 *
	X-MAS BONUS 3 X 8 HOUR DAY		1.00	5,131.00	5,131.00
10158	VEHICLE ALLOWANCE				
01512	10158 - VEHICLE ALLOWANCE				7,200.00 *
	CM VEHICLE ALLOWANCE $500/MTHLY		12.00	600.00	7,200.00
10210	FICA				
01512	10210 - FICA				33,259.00 *
	WAGES X .0765		1.00	33,259.00	33,259.00 A

NEXT YEAR BUDGET DETAIL REPORT

PROJECTION: 2024 FY2024 BUDGET

ACCOUNTS FOR: GENERAL FUND		VENDOR	QUANTITY	UNIT COST	2024 MGR REVIEW
10220	**RETIREMENT**				
01512	10220 - RETIREMENT				50,905.00 *
	WAGE X 5% ICMA		1.00	50,905.00	50,905.00 A
	WAGES X .13.57 FRSCM WAGES X 13.57/ 2				
10230	**HEALTH INSURANCE**				
01512	10230 - HEALTH INSURANCE				34,444.60 *
	4.5 FT POSITIONS @ $717.60/MTH = $8611.15/YR		4.00	8,611.15	34,444.60 A
10232	**HEALTH INS DEPENDENTS**				
01512	10232 - HEALTH INS DEPENDENTS				4,644.00 *
			1.50	3,096.00	4,644.00 A
10233	**LIFE INSURANCE**				
01512	10233 - LIFE INSURANCE				432.00 *
	$9.00 X 12 = $108 X 4.0 FT POSITIONS		4.00	108.00	432.00 A
10236	**DENTAL INSURANCE**				
01512	10236 - DENTAL INSURANCE				1,032.00 *
	$21.51/MTH = $258YR X 4.0 FT POSITIONS		4.00	258.00	1,032.00 A
10240	**WORKERS COMPENSATION**				
01512	10240 - WORKERS COMPENSATION				656.00 *
	BASED ON WAGES & RISK CODE		1.00	656.00	656.00 A

NEXT YEAR BUDGET DETAIL REPORT

PROJECTION: 2024 FY2024 BUDGET

ACCOUNTS FOR: GENERAL FUND		VENDOR	QUANTITY	UNIT COST	2024 MGR REVIEW
TOTAL PERSONAL SERVICES					512,830.41
30	OPERATING EXPENSES				
30340	CONTRACTUAL SERVICES				
01512	30340 - CONTRACTUAL SERVICES				111,175.00 *
	RECORDS DESTRUCTION		1.00	2,000.00	2,000.00
	MCCI RECORDS MGT SUPPORT $2370 10 USERS & AUDIT TRAIL $1890 TRAINING CTR $1620MUNICODE		1.00	10,180.00	10,180.00
	SOCIAL MEDIA - FACEBOOK ARCHIVE		1.00	7,500.00	7,500.00
	MUNIS BUSINESS LICENSES		1.00	5,000.00	5,000.00
	DIGITAL RECORDING SYSTEM		1.00	4,000.00	4,000.00
	MUNIS IMPLEMENTATION BUSINESS LICENSE ONLINE		1.00	6,000.00	6,000.00
	LASERFICHE ELECTRONIC FORMS		1.00	20,000.00	20,000.00
	ASL VIDEO INTERPRETING $90/HR FOR MTGS		5.50	90.00	495.00
	VERITONE (VIDEO/DIGITAL) RECORDS REDACTION		1.00	5,000.00	5,000.00
	BIS MAINTENANCE UPGRADE		1.00	3,000.00	3,000.00
	IMPLEMENTATION OF TYLER FORMS FOR BUSINESS LICENSES		1.00	1,000.00	1,000.00
	RECORDS MANAGEMENT		1.00	45,000.00	45,000.00
	MMD		1.00	2,000.00	2,000.00
30400	TRAVEL/PER DIEM				
01512	30400 - TRAVEL/PER DIEM				10,000.00 *
	FL LEAGUE OF CITIES CONFERENCE - CM		1.00	4,000.00	4,000.00
	CC/DEPUTY		1.00	6,000.00	6,000.00

NEXT YEAR BUDGET DETAIL REPORT

PROJECTION: 2024 FY2024 BUDGET

ACCOUNTS FOR: GENERAL FUND		VENDOR	QUANTITY	UNIT COST	2024 MGR REVIEW
30410	**COMMUNICATIONS**				
01512	30410 - COMMUNICATIONS				1,800.00 *
	CM VERIZON PHONE/TABLET		12.00	150.00	1,800.00
30420	**POSTAGE**				
01512	30420 - POSTAGE				5,000.00 *
	POSTAGE - MANAGER, CLERK & SECRETARY		1.00	500.00	500.00
	(500) OCCUPTIONAL LICENSE 2 MAILINGS		1.00	3,000.00	3,000.00
	(500) MISC COLLECTION NOTICES		1.00	1,500.00	1,500.00
30450	**INSURANCE**				
01512	30450 - INSURANCE				10,817.00 *
	LIABILITY/PROPERTY/PUBLIC OFFICIALS & AUTO		1.00	10,817.00	10,817.00
30463	**EQUIPMENT REPAIRS/MAINT**				
01512	30463 - EQUIPMENT REPAIRS/MAINT				400.00 *
	SCANNER ROLLERS		1.00	400.00	400.00
30470	**PRINTING & COPYING**				
01512	30470 - PRINTING & COPYING				3,000.00 *
	DISTRICTS MAPS, MINUTES		1.00	3,000.00	3,000.00

NEXT YEAR BUDGET DETAIL REPORT

PROJECTION: 2024 FY2024 BUDGET

ACCOUNTS FOR: GENERAL FUND		VENDOR	QUANTITY	UNIT COST	2024 MGR REVIEW
30510	**OFFICE SUPPLIES**				
01512	30510 - OFFICE SUPPLIES				4,000.00 *
	LETTERHEAD, ENVELOPES, ETC		1.00	1,500.00	1,500.00
	TONER, OTHER SUPPLIES		1.00	2,500.00	2,500.00
30522	**FUEL**				
01512	30522 - FUEL				500.00 *
			1.00	500.00	500.00
30540	**PROFESSIONAL BOOKS**				
01512	30540 - PROFESSIONAL BOOKS				11,600.00 *
	FL STATUTES		1.00	350.00	350.00
	ORDINANCE BINDING $20,000 MOVED TO FY2018 CC REDUCED TO $5000		1.00	10,000.00	10,000.00
	SHRM CERTIFICATION BOOKS		1.00	1,250.00	1,250.00
30541	**SUBSCRIPTIONS**				
01512	30541 - SUBSCRIPTIONS				2,025.00 *
	DAILY COMMERCIAL		1.00	90.00	90.00
	DAILY SUN		1.00	210.00	210.00
	NESPAPER ARCHIVES		1.00	200.00	200.00
	HR-SHRM, PSHRA, IPMA $175 EA		3.00	175.00	525.00
	CC		1.00	1,000.00	1,000.00

NEXT YEAR BUDGET DETAIL REPORT

PROJECTION: 2024 FY2024 BUDGET

ACCOUNTS FOR: GENERAL FUND		VENDOR	QUANTITY	UNIT COST	2024 MGR REVIEW
30542	TRAINING & EDUCATION				
01512	30542 - TRAINING & EDUCATION				14,050.00 *
	FCCMA ANNUAL CONFERENCES - CM FACC CONFERENCE -CC FL LEAGUE OF CITIES CONFERENCE - CM, CC IIMC ONLINE COURSE - CC FABTO CONFERENCE		1.00	5,000.00	5,000.00
	PRM CONF CM & HR		2.00	1,500.00	3,000.00
	LASERFICHE RENEWAL		1.00	1,200.00	1,200.00
	DEPUTY		1.00	3,100.00	3,100.00
	AIP PARLIAMENTARY COURSE		1.00	250.00	250.00
	HR TRAINING		1.00	1,500.00	1,500.00
30544	MEMBERSHIPS				
01512	30544 - MEMBERSHIPS				6,740.00 *
	FCCMA - CITY MANAGER		1.00	300.00	300.00
	FACC - CITY CLERK, DEPUTY CLERK		2.00	300.00	600.00
	IIMC - CITY CLERK, DEPUTY CLERK, HR		3.00	310.00	930.00
	SHRM NATIONAL		2.00	185.00	370.00
	NOTARY		1.00	150.00	150.00
	ARMA		3.00	205.00	615.00
	LSSHRM MEMBERSHIP		1.00	175.00	175.00
	AEA/USWPA		2.00	1,000.00	2,000.00
	HR		1.00	400.00	400.00
	NAGARA - CC		2.00	600.00	1,200.00

NEXT YEAR BUDGET DETAIL REPORT

PROJECTION: 2024 FY2024 BUDGET

ACCOUNTS FOR: GENERAL FUND	VENDOR	QUANTITY	UNIT COST	2024 MGR REVIEW
TOTAL OPERATING EXPENSES				181,107.00
TOTAL EXECUTIVE				693,937.41

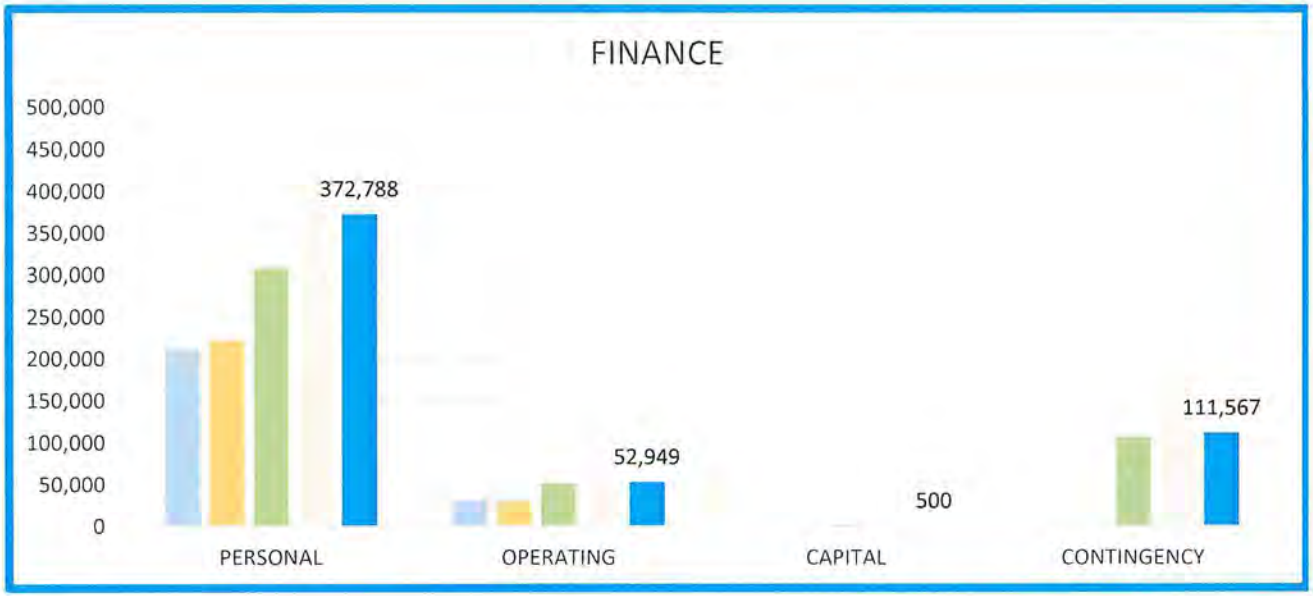

	PERSONAL	OPERATING	CAPITAL	CONTINGENCY	TOTAL
FY2020	212,203	30,699		0	242,902
FY2021	222,626	30,256	0	0	252,882
FY2022	308,723	51,876	2,000	106,597	469,196
FY2023	453,569	51,213	500	186,782	692,064
FY2024	372,788	52,949	500	111,567	537,804

CHANGE	PERSONAL	OPERATING		CONTINGENCY	TOTAL
FM FY2020	10,423	-443		0	9,980
FM FY2021	86,097	21,620		106,597	214,314
FM FY2022	144,846	-663	-1,500	80,185	222,868
FM FY2023	-80,781	1,736	0	-75,215	-154,260

808jmich |NEXT YEAR / CURRENT YEAR BUDGET ANALYSIS
PROJECTION: FY2024 BUDGET

	ACCOUNTS FOR: FINANCE DEPARTMENT	2022 ACTUAL	2023 REVISED BUD	2024 PROPOSED	CHANGE FM FY2023	
1513	**FINANCE DEPARTMENT**					
10110	SALARY	98,486	189,381	171,562	-17,819	-9%
10111	BONUS	1,059	1,969	1,324	-645	-33%
10120	WAGES	70,356	142,172	94,940	-47,232	-33%
10121	BONUS	659	1,598	1,066	-532	-33%
10140	OVERTIME	1,193	4,000	4,000	0	0%
10210	FICA	12,741	28,999	23,684	-5,315	-18%
10220	RETIREMENT	19,067	39,963	36,707	-3,256	-8%
10230	HEALTH INS	8,212	39,141	34,445	-4,696	-12%
10232	HEALTH DEPENDENTS		4,008	3,096	-912	-23%
10233	LIFE INSURANCE	120	540	432	-108	-20%
10236	DENTAL INSURANCE	395	1,174	1,032	-142	-12%
10240	WORKERS COMPENSAT	389	623	500	-123	-20%
	PERSONAL SERVICES	212,677	453,569	372,788	-80,781	-18%
30320	AUDIT FEES	9,500	15,550	15,550	0	0%
)340	CONTRACTUAL SERV	37	1,400	1,400	0	0%
30400	TRAVEL/PER DIEM	197	6,720	6,720	0	0%
30420	POSTAGE	1,169	1,400	1,400	0	0%
30450	INSURANCE	6,640	7,418	9,154	1,736	23%
30463	EQUIPMENT REPAIRS/M	0	1,000	1,000	0	0%
30465	SERVICE CONTRACTS	0	5,800	5,800	0	0%
30470	PRINTING & COPYING	727	1,575	1,575	0	0%
30490	MISC EXPENSE		460	460	0	0%
30510	OFFICE SUPPLIES	4,906	5,700	5,700	0	0%
30520	SUPPLIES	12,177	800	800	0	0%
30542	TRAINING & EDUCATIOI	0	2,260	2,260	0	0%
30544	MEMBERSHIPS	50	630	630	0	0%
30545	TUITION REIMBURSEMENT		500	500	0	0%
	OPERATING EXPENSES	35,405	51,213	52,949	1,736	3%
60640	EQUIPMENT PURCHA	2,148	500	500	0	
	CAPITAL OUTLAY	2,148	500	500	0	
90990	CONTINGENCY FUND		55,335	111,567	56,233	102%
	NON-OPERATING	0	55,335	111,567	56,233	102%
	FINANCE DEPARTMENT	**250,230**	**560,616**	**537,804**	**-22,813**	-4%

NEXT YEAR / CURRENT YEAR BUDGET ANALYSIS

PROJECTION: 2024 FY2024 BUDGET FOR PERIOD 99

ACCOUNTS FOR:

GENERAL FUND			2022 ACTUAL	2023 ORIG BUD	2023 REVISED BUD	2023 ACTUAL	2023 PROJECTION	2024 MGR REVIEW	PCT CHANGE
01513	FINANCE DEPARTMENT								
10	PERSONAL SERVICES								
01513	10110	SALARY	98,485.71	189,381.40	189,381.40	140,730.66	66,002.00	171,562.24	159.9%
01513	10111	BONUS	1,058.88	1,969.00	1,969.00	1,481.95	762.00	1,324.00	73.8%
01513	10120	WAGES	70,355.52	142,172.00	142,172.00	69,816.01	14,345.00	94,939.62	561.8%
01513	10121	BONUS	659.20	1,598.00	1,598.00	1,596.32	510.00	1,066.00	109.0%
01513	10140	OVERTIME	1,193.34	4,000.00	4,000.00	8.47	2,000.00	4,000.00	100.0%
01513	10210	FICA	12,741.23	28,999.00	28,999.00	15,508.03	10,351.00	23,684.00	128.8%
01513	10220	RETIREMENT	19,066.74	39,963.00	39,963.00	25,428.95	7,804.00	36,707.00	370.4%
01513	10230	HEALTH INS	8,212.36	39,141.25	39,141.25	12,219.80	18,951.50	34,444.60	81.8%
01513	10232	HLTH DEP	.00	4,008.00	4,008.00	1,730.90	.00	3,096.00	.0%
01513	10233	LIFE INS	119.70	540.00	540.00	484.86	216.35	432.00	99.7%
01513	10236	DENTAL INS	395.25	1,174.30	1,174.30	606.50	807.60	1,032.00	27.8%
01513	10240	WORKERS CO	389.28	623.00	623.00	357.28	320.00	500.00	56.3%
TOTAL PERSONAL SERVICES			212,677.21	453,568.95	453,568.95	269,969.73	122,069.45	372,787.46	205.4%
30	OPERATING EXPENSES								
01513	30320	AUDIT FEES	9,500.00	15,550.00	15,550.00	7,500.00	8,750.00	15,550.00	77.7%
01513	30340	CONTRACTUA	37.25	1,400.00	1,400.00	1,317.25	.00	1,400.00	.0%
01513	30400	TRAVEL/PER	197.37	6,720.00	6,720.00	2,211.20	4,320.00	6,720.00	55.6%
01513	30420	POSTAGE	1,169.04	1,400.00	1,400.00	418.18	1,200.00	1,400.00	16.7%
01513	30450	INSURANCE	6,639.80	7,418.00	7,418.00	7,631.60	8,852.00	9,154.00	3.4%

NEXT YEAR / CURRENT YEAR BUDGET ANALYSIS

PROJECTION: 2024 FY2024 BUDGET FOR PERIOD 99

ACCOUNTS FOR:

GENERAL FUND			2022 ACTUAL	2023 ORIG BUD	2023 REVISED BUD	2023 ACTUAL	2023 PROJECTION	2024 MGR REVIEW	PCT CHANGE
01513	30463	EQUIPMENT	.00	1,000.00	1,000.00	4,324.20	750.00	1,000.00	33.3%
01513	30465	SERVICE CO	.00	5,800.00	5,800.00	.00	6,000.00	5,800.00	-3.3%
01513	30470	PRINTING &	727.29	1,575.00	1,575.00	941.50	1,355.00	1,575.00	16.2%
01513	30490	MISC EXPEN	234.00	460.00	460.00	37.56	400.00	460.00	15.0%
01513	30510	OFFICE SUP	4,906.37	5,700.00	5,700.00	6,003.48	4,100.00	5,700.00	39.0%
01513	30520	SUPPLIES	12,177.44	800.00	800.00	-871.60	.00	800.00	.0%
01513	30541	SUBSCRIPTI	.00	.00	.00	45.00	.00	.00	.0%
01513	30542	TRAINING &	.00	2,260.00	2,260.00	649.85	1,940.00	2,260.00	16.5%
01513	30544	MEMBERSHIP	50.00	630.00	630.00	50.00	265.00	630.00	137.7%
01513	30545	TUITION RE	.00	500.00	500.00	.00	.00	500.00	.0%
	TOTAL OPERATING EXPENSES		35,638.56	51,213.00	51,213.00	30,258.22	37,932.00	52,949.00	39.6%
60	CAPITAL OUTLAY								
01513	60640	EQUIPMENT	2,147.97	500.00	500.00	.00	.00	500.00	.0%
	TOTAL CAPITAL OUTLAY		2,147.97	500.00	500.00	.00	.00	500.00	.0%
90	NON-OPERATING								
01513	90990	CONTINGENC	.00	55,334.50	55,334.50	.00	.00	111,566.50	.0%
	TOTAL NON-OPERATING		.00	55,334.50	55,334.50	.00	.00	111,566.50	.0%
	TOTAL FINANCE DEPARTMENT		250,463.74	560,616.45	560,616.45	300,227.95	160,001.45	537,802.96	236.1%

NEXT YEAR BUDGET DETAIL REPORT

PROJECTION: 2024 FY2024 BUDGET

ACCOUNTS FOR: GENERAL FUND		VENDOR	QUANTITY	UNIT COST	2024 MGR REVIEW
01513	FINANCE DEPARTMENT				
10	PERSONAL SERVICES				
10110	SALARY				
01513	10110 - SALARY				171,562.24 *
	FINANCE DIRECTOR		1.00	87,984.94	87,984.94 A
	$42.30 X 2080 HOURS (GBACHMANN)				
			1.00	80,213.33	80,213.33 A
			1.00	3,363.97	3,363.97
10111	BONUS				
01513	10111 - BONUS				1,324.00 *
	X-MAS BONUS 3 X 8 HOUR DAY GB		1.00	1,324.00	1,324.00
	1 X 8 HOUR				
	DAY DB				
10120	WAGES				
01513	10120 - WAGES				94,939.62 *
	FINANCE SPECIALIST (TADAMS)		1.00	41,979.60	41,979.60 A
	$20.18/HOUR 2080 HOURS				
			1.00	48,610.22	48,610.22 A
			1.00	1,811.80	1,811.80 A
			.00	39,312.00	.00 A
			1.00	2,538.00	2,538.00 A
	2 WEEKS PTO SELL BACK				
10121	BONUS				
01513	10121 - BONUS				1,066.00 *
	X-MAS BONUS 3 X 8 HOUR DAY		1.00	1,066.00	1,066.00 A

NEXT YEAR BUDGET DETAIL REPORT

PROJECTION: 2024 FY2024 BUDGET

ACCOUNTS FOR: GENERAL FUND		VENDOR	QUANTITY	UNIT COST	2024 MGR REVIEW
10140	OVERTIME				
01513	10140 - OVERTIME				4,000.00 *
	OVERTIME		1.00	4,000.00	4,000.00
10210	FICA				
01513	10210 - FICA				23,684.00 *
	WAGES X .0765		1.00	23,684.00	23,684.00 A
10220	RETIREMENT				
01513	10220 - RETIREMENT				36,707.00 *
	WAGES X .05 ICMAWAGES X .1357 FRS		1.00	36,707.00	36,707.00 A
10230	HEALTH INSURANCE				
01513	10230 - HEALTH INSURANCE				34,444.60 *
	5 FT @ $717.6/MTH = $8611.15/YR		4.00	8,611.15	34,444.60 A
10232	HEALTH INS DEPENDENTS				
01513	10232 - HEALTH INS DEPENDENTS				3,096.00 *
			1.00	3,096.00	3,096.00
10233	LIFE INSURANCE				
01513	10233 - LIFE INSURANCE				432.00 *
	4 @ $9.00/MTH = $108/YR		4.00	108.00	432.00 A

NEXT YEAR BUDGET DETAIL REPORT

PROJECTION: 2024 FY2024 BUDGET

ACCOUNTS FOR: GENERAL FUND		VENDOR	QUANTITY	UNIT COST	2024 MGR REVIEW
10236	DENTAL INSURANCE				
01513	10236 - DENTAL INSURANCE				1,032.00 *
	4 @ $21.51/MTH = $258/YR		4.00	258.00	1,032.00 A
10240	WORKERS COMPENSATION				
01513	10240 - WORKERS COMPENSATION				500.00 *
	WAGES X RISK CODE		1.00	500.00	500.00 A
	TOTAL PERSONAL SERVICES				372,787.46
30	OPERATING EXPENSES				
30320	AUDIT FEES				
01513	30320 - AUDIT FEES				15,550.00 *
	HALF AUDIT EXPENSE ($25,500) ACFR		.50	20,500.00	10,250.00 A
	SINGLE AUDIT ($5300)		1.00	5,300.00	5,300.00
30340	CONTRACTUAL SERVICES				
01513	30340 - CONTRACTUAL SERVICES				1,400.00 *
	IMPLEMENTATION OF TYLER FORMS FINANCIAL		1.00	1,400.00	1,400.00
30400	TRAVEL/PER DIEM				
01513	30400 - TRAVEL/PER DIEM				6,720.00 *
	FGFOA SEMI-ANNUAL CONFERENCE - JUNE/NOV FINANCE STAFF TRAINING (TRAVEL, HOTEL) FGFOA CHAPTER MEETING(DIR, DEPUTY)		4.00	1,000.00	4,000.00
	CC & FO MEETING/LUNCHEON @$10LEAGUE OF CITIES SPONSORS NIGHT		12.00	10.00	120.00
	FGFOA SEMI-ANNUAL CONFERENCE - JUNE/NOV FINANCE STAFF TRAINING PER DIEM(DIR, DEPUTY)		4.00	400.00	1,600.00

NEXT YEAR BUDGET DETAIL REPORT

PROJECTION: 2024 FY2024 BUDGET

ACCOUNTS FOR: GENERAL FUND		VENDOR	QUANTITY	UNIT COST	2024 MGR REVIEW
	MILEAGE		4.00	250.00	1,000.00
30420	POSTAGE				
01513	30420 - POSTAGE				1,400.00 *
	PURCHASE ORDERS A/P CHECKS VENDOR MAILINGSW-2'S1099'SCAFR'S		1.00	1,400.00	1,400.00
30450	INSURANCE				
01513	30450 - INSURANCE				9,154.00 *
	LIABILITY/PROPERTY/PUBLICOFFICIALS		1.00	9,154.00	9,154.00
30463	EQUIPMENT REPAIRS/MAINT				
01513	30463 - EQUIPMENT REPAIRS/MAINT				1,000.00 *
	ADDING MACHINES,PRINTERS		1.00	500.00	500.00
	MMD		1.00	500.00	500.00
30465	SERVICE CONTRACTS				
01513	30465 - SERVICE CONTRACTS				5,800.00 *
	PC SUPPORT MMD		1.00	3,000.00	3,000.00
	SMS (SENSUS METERING SYSTEM)		1.00	1,800.00	1,800.00
	RENEW ANTIVIRUS MICROTREND		1.00	1,000.00	1,000.00
30470	PRINTING & COPYING				
01513	30470 - PRINTING & COPYING				1,575.00 *
	GENERAL FUND CHECKS		1.00	570.00	570.00
	PAYROLL CHECKS		1.00	330.00	330.00

PROJECTION: 2024 FY2024 BUDGET

ACCOUNTS FOR: GENERAL FUND		VENDOR	QUANTITY	UNIT COST	2024 MGR REVIEW
	BUSINESS CARDS		1.00	25.00	25.00
	COFP RECEIPT BOOKS		1.00	200.00	200.00
	BUDGET INDEXES & TABS		1.00	450.00	450.00
30490	MISC EXPENSE				
01513	30490 - MISC EXPENSE				460.00 *
	GFOA CERTIFICATE REVIEW FEE		1.00	460.00	460.00
30510	OFFICE SUPPLIES				
01513	30510 - OFFICE SUPPLIES				5,700.00 *
	DATA TABS FOR BUDGET BOOKS NOTEBOOKS AND BOXES ADDING MACHINE TAPE, FOLDERS, 4" RING BINDERS, PENS, PENCILS,\HANGING FOLDERS, PAPER CLIPS, RUBBER BANDS		1.00	2,500.00	2,500.00
	4 COLOR TONERS TWICE		8.00	400.00	3,200.00
30520	SUPPLIES				
01513	30520 - SUPPLIES				800.00 *
	REPLACEMENT PRINTER/COMPUTER		1.00	600.00	600.00
	OTHER COMPUTER ACCESORIES		1.00	200.00	200.00
30542	TRAINING & EDUCATION				
01513	30542 - TRAINING & EDUCATION				2,260.00 *
	FGFOA ADVANCED INSTITUTE NOVEMBER X 2 FGOA ANNUAL CONFERENCE JUNE X 2		4.00	440.00	1,760.00
	WEBX ON SITE MUNIS MUNIS USER CONFERENCE FINANCE STAFF TRAINING		1.00	500.00	500.00

NEXT YEAR BUDGET DETAIL REPORT

PROJECTION: 2024 FY2024 BUDGET

ACCOUNTS FOR: GENERAL FUND		VENDOR	QUANTITY	UNIT COST	2024 MGR REVIEW
30544	MEMBERSHIPS				
01513	30544 - MEMBERSHIPS				630.00 *
	FGFOA		3.00	50.00	150.00
	GFOA		3.00	160.00	480.00
30545	TUITION REIMBURSEMENT				
01513	30545 - TUITION REIMBURSEMENT				500.00 *
	EXCEL COURSES		1.00	500.00	500.00
	TOTAL OPERATING EXPENSES				52,949.00
60	CAPITAL OUTLAY				
60640	EQUIPMENT PURCHASES				
01513	60640 - EQUIPMENT PURCHASES				500.00 *
	CHAIR		1.00	500.00	500.00
	TOTAL CAPITAL OUTLAY				500.00
90	NON-OPERATING				
90990	CONTINGENCY FUND				
01513	90990 - CONTINGENCY FINANCE				111,566.50 *
	UNEXPECTED EXPENSES		1.00	111,566.50	111,566.50
	TOTAL NON-OPERATING				111,566.50
	TOTAL FINANCE DEPARTMENT				537,802.96

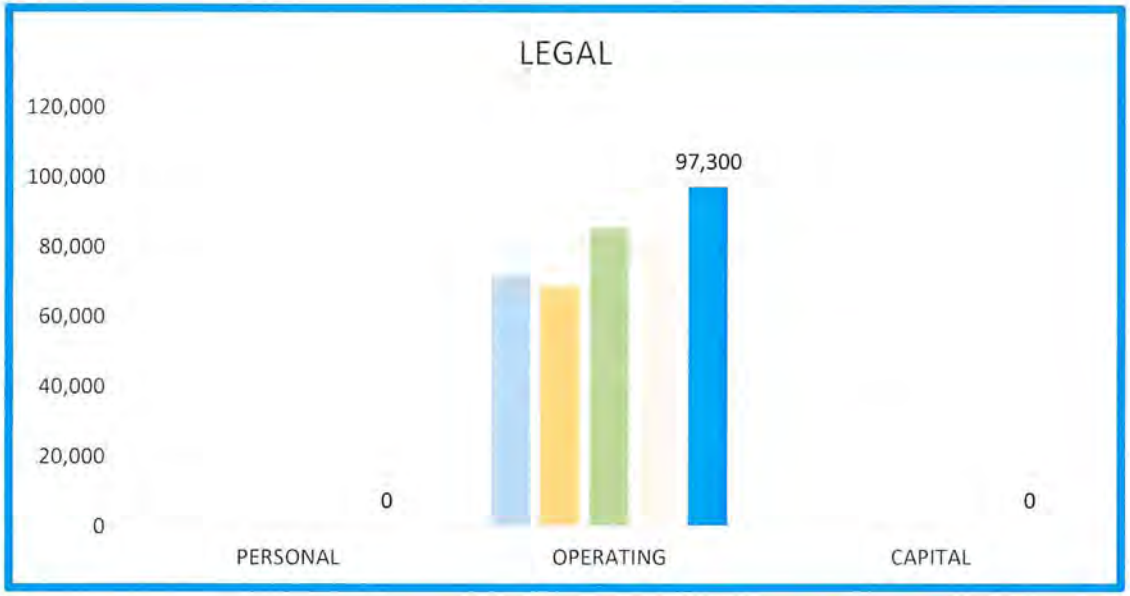

	PERSONAL	OPERATING	CAPITAL	TOTAL
FY2020	0	72,182	0	72,182
FY2021	0	68,696	0	68,696
FY2022	0	85,300	0	85,300
FY2023	0	85,300	0	85,300
FY2024	0	97,300	0	97,300

CHANGE	PERSONAL	OPERATING	CAPITAL	TOTAL
FM FY2020	0	-3,486	0	-3,486
FM FY2021	0	16,604	0	16,604
FM FY2022	0	0	0	0
FM FY2023	0	12,000	0	12,000

808jmich |NEXT YEAR / CURRENT YEAR BUDGET ANALYSIS
PROJECTION: FY2024 BUDGET

ACCOUNTS FOR: LEGAL COUNSEL		2022 ACTUAL	2023 REVISED BUD	2024 PROPOSED	CHANGE FM FY2023	
1514	**LEGAL COUNSEL**					
30310	LEGAL FEES	64,076	72,000	84,000	12,000	17%
30492	LEGAL ADVERTISING	4,310	11,500	11,500	0	0%
30497	RECORDING/FILING FEES	51	1,800	1,800	0	0%
30498	INS RPR/CLAIM/SETTLEMT				0	
	OPERATING EXPENSES	68,437	85,300	97,300	12,000	14%
	LEGAL COUNSEL	**68,437**	**85,300**	**97,300**	**12,000**	14%

NEXT YEAR / CURRENT YEAR BUDGET ANALYSIS

PROJECTION: 2024 FY2024 BUDGET FOR PERIOD 99

ACCOUNTS FOR: GENERAL FUND			2022 ACTUAL	2023 ORIG BUD	2023 REVISED BUD	2023 ACTUAL	2023 PROJECTION	2024 MGR REVIEW	PCT CHANGE
01514	LEGAL COUNSEL								
30	OPERATING EXPENSES								
01514	30310	LEGAL FEES	64,076.25	72,000.00	72,000.00	62,356.00	72,000.00	84,000.00	16.7%
01514	30492	LEGAL ADVE	4,310.13	11,500.00	11,500.00	1,331.42	10,000.00	11,500.00	15.0%
01514	30497	RECORDING	50.72	1,800.00	1,800.00	.00	400.00	1,800.00	350.0%
TOTAL OPERATING EXPENSES			68,437.10	85,300.00	85,300.00	63,687.42	82,400.00	97,300.00	18.1%
TOTAL LEGAL COUNSEL			68,437.10	85,300.00	85,300.00	63,687.42	82,400.00	97,300.00	18.1%

NEXT YEAR BUDGET DETAIL REPORT

PROJECTION: 2024 FY2024 BUDGET

ACCOUNTS FOR: GENERAL FUND		VENDOR	QUANTITY	UNIT COST	2024 MGR REVIEW
01514	LEGAL COUNSEL				
30	OPERATING EXPENSES				
30310	LEGAL FEES				
01514	30310 - LEGAL FEES				84,000.00 *
	CITY ATTORNEY ANN GERACI-CARVER $6k/mo		12.00	7,000.00	84,000.00 A
	DOTTY GREEN - LATHAM SHUKER EDEN $1k/mo				
30492	LEGAL ADVERTISING				
01514	30492 - LEGAL ADVERTISING				11,500.00 *
	LARGE & SMALL SCALE		1.00	11,500.00	11,500.00
	COMPREHENSIVE PLAN/MISC				
	ORDINANCES/BUDGET/LOCAL				
	PLANNING AGENCY ADS, ANNEXATION				
30497	RECORDING/FILING FEES				
01514	30497 - RECORDING FEES				1,800.00 *
	ANNEXATION, ORDINANCES, ETC		1.00	1,800.00	1,800.00
	TOTAL OPERATING EXPENSES				97,300.00
	TOTAL LEGAL COUNSEL				97,300.00

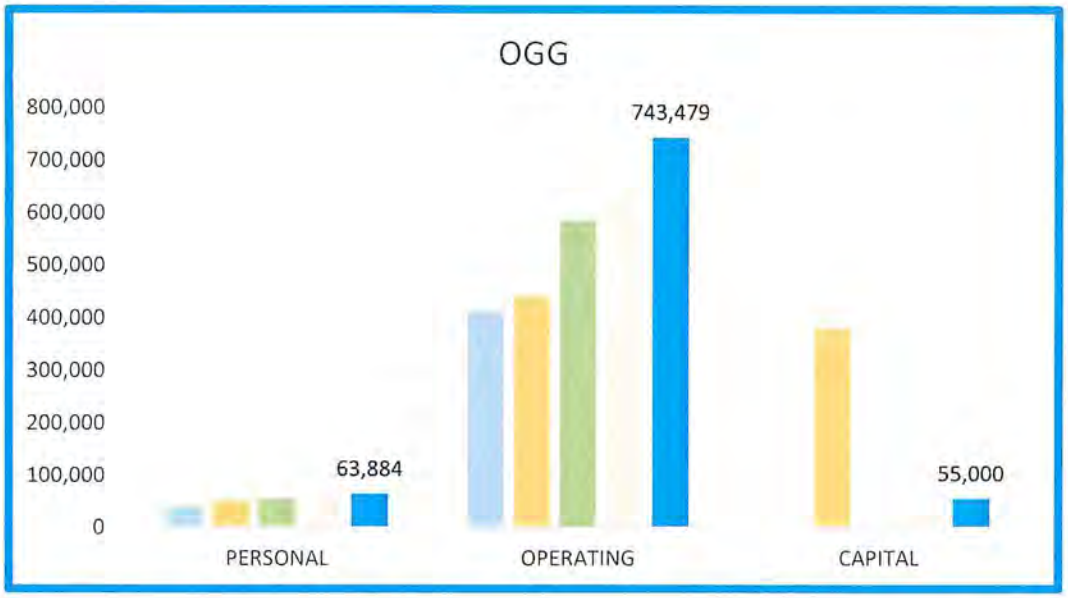

	PERSONAL	OPERATING	CAPITAL	TOTAL	
FY2020	40,050	411,829	2,598	454,477	
FY2021	51,242	441,438	380,292	872,972	CARES ACT
FY2022	53,995	586,134	0	640,129	
FY2023	62,426	655,977	30,000	748,403	
FY2024	63,884	743,479	55,000	862,363	

CHANGE	PERSONAL	OPERATING	CAPITAL	TOTAL
FM FY2020	11,192	29,609	377,694	418,495
FM FY2021	2,753	144,696	-380,292	-232,843
FM FY2022	8,431	69,843	30,000	108,274
FM FY2023	1,458	87,502	25,000	113,960

808jmich |NEXT YEAR / CURRENT YEAR BUDGET ANALYSIS
PROJECTION: FY2024 BUDGET

ACCOUNTS FOR: OTHER GEN GOVT SERVICES		2022 ACTUAL	2023 REVISED BUD	2024 PROPOSED	CHANGE FM FY2023	
1519	OTHER GEN GOVT SERVICES					
10120	WAGES	32,702	35,926	38,287	2,361	7%
10121	BONUS	124	415	438	23	6%
10140	OVERTIME	93	0			
10210	FICA	2,430	3,108	3,360	252	8%
10220	RETIREMENT	3,656	4,279	5,195	916	21%
10230	HEALTH INS	6,252	7,828	8,611	783	10%
10232	HEALTH DEPENDENTS		3,000	0	-3,000	100%
10233	LIFE INSURANCE	108	108	108	0	0%
10236	DENTAL INSURANCE	0	235	258	23	10%
10240	WORKERS COMPENSATION	1,248	1,527	1,627	100	7%
10250	UNEMPLOYMENT COMPEN	-3,275	6,000	6,000	0	0%
	PERSONAL SERVICES	43,337	62,426	63,884	1,459	2%
30312	PLANNING FEES					
30313	PROFESSIONAL FEES	6,920	21,490	21,490	0	0%
30340	CONTRACTUAL SERVICES	56,909	92,412	92,412	0	0%
30344	BANK FEES/SERVICE CHAR	2,545	720	1,008	288	40%
30410	COMMUNICATIONS	26,120	27,160	27,160	0	0%
30420	POSTAGE	3	50	50	0	0%
30430	ELECTRIC	23,351	24,000	30,000	6,000	25%
30431	WATER	27,282	21,000	27,000	6,000	29%
30440	RENTAL OF EQUIPMENT	6,254	3,720	3,720	0	0%
30450	INSURANCE	21,677	24,217	29,884	5,667	23%
30462	VEHICLE REPAIRS/MAINT	1,469	2,000	2,000	0	0%
60463	EQUIPMENT REPAIRS/MAIN	1,401	1,224	1,224	0	0%
30464	FACILITIES REPAIRS/MAI	60,428	16,000	16,000	0	0%
30465	SERVICE CONTRACT	610	900	900	0	100%
30470	PRINTING & COPYING	0	1,000	1,000	0	0%
30480	ADVERTISING	6,645	1,500	1,500	0	0%
30481	GOODWILL	18,868	22,500	23,315	815	4%
30490	MISC	23	0	0	0	#DIV/0!
30491	REDEVELOPMENT TAXES	291,394	367,894	416,426	48,532	13%
30510	OFFICE SUPPLIES	8,571	2,800	2,800	0	0%
30520	SUPPLIES	18,201	18,800	39,000	20,200	107%
30521	UNIFORMS	548	1,090	1,090	0	0%
30522	FUEL	1,355	5,500	5,500	0	0%
	OPERATING EXPENSES	580,574	655,977	743,479	87,502	13%
60625	CARES ACT PURCHA				0	
60640	EQUIPMENT	4,889	30,000	55,000	25,000	
	CAPITAL OUTLAY	4,889	30,000 0	55,000	25,000	
	OTHER GEN GOVT SERVICE	**628,800**	**748,403 0**	**862,363**	**113,961**	15%

NEXT YEAR / CURRENT YEAR BUDGET ANALYSIS

PROJECTION: 2024 FY2024 BUDGET FOR PERIOD 99

ACCOUNTS FOR: GENERAL FUND			2022 ACTUAL	2023 ORIG BUD	2023 REVISED BUD	2023 ACTUAL	2023 PROJECTION	2024 MGR REVIEW	PCT CHANGE
01519	OTHER GEN GOVT SERVICES								
10	PERSONAL SERVICES								
01519	10120	WAGES	32,702.03	35,926.00	35,926.00	27,839.24	24,251.97	38,287.44	57.9%
01519	10121	BONUS	123.60	415.00	415.00	414.48	280.00	438.00	56.4%
01519	10140	OVERTIME	92.70	.00	.00	.00	.00	.00	.0%
01519	10210	FICA	2,429.64	3,108.00	3,108.00	2,066.92	2,057.00	3,360.00	63.3%
01519	10220	RETIREMENT	3,656.42	4,279.00	4,279.00	3,361.54	1,862.00	5,195.00	179.0%
01519	10230	HEALTH INS	6,251.76	7,828.00	7,828.00	.00	7,831.20	8,611.00	10.0%
01519	10232	HLTH DEP	.00	3,000.00	3,000.00	.00	.00	.00	.0%
01519	10233	LIFE INS	108.00	108.00	108.00	90.00	89.40	108.00	20.8%
01519	10236	DENTAL INS	.00	234.86	234.86	.00	333.72	258.00	-22.7%
01519	10240	WORKERS CO	1,248.28	1,527.00	1,527.00	875.72	1,269.00	1,627.00	28.2%
01519	10250	UNEMPLOYME	-3,275.14	6,000.00	6,000.00	.00	6,000.00	6,000.00	.0%
TOTAL PERSONAL SERVICES			43,337.29	62,425.86	62,425.86	34,647.90	43,974.29	63,884.44	45.3%
30	OPERATING EXPENSES								
01519	30310	LEGAL FEES	.00	.00	.00	285.00	.00	.00	.0%
01519	30313	PROFESSION	6,920.00	21,490.00	21,490.00	3,815.00	6,450.00	21,490.00	233.2%
01519	30340	CONTRACTUA	56,908.99	92,412.00	92,412.00	44,425.61	8,120.00	92,412.00	1038.1%
01519	30344	BANK FEES	2,545.13	720.00	720.00	1,832.40	600.00	1,008.00	68.0%
01519	30410	COMMUNICAT	26,120.25	27,160.00	27,160.00	21,634.50	1,852.00	27,160.00	1366.5%
01519	30420	POSTAGE	2.99	50.00	50.00	5,399.60	50.00	50.00	.0%

NEXT YEAR / CURRENT YEAR BUDGET ANALYSIS

PROJECTION: 2024 FY2024 BUDGET FOR PERIOD 99

ACCOUNTS FOR: GENERAL FUND				2022 ACTUAL	2023 ORIG BUD	2023 REVISED BUD	2023 ACTUAL	2023 PROJECTION	2024 MGR REVIEW	PCT CHANGE
01519	30430		ELECTRIC	23,350.88	24,000.00	24,000.00	22,262.19	26,400.00	30,000.00	13.6%
01519	30431		WATER	27,281.78	21,000.00	21,000.00	25,411.40	8,160.00	27,000.00	230.9%
01519	30440		RENTAL OF	6,253.67	3,720.00	3,720.00	5,844.90	3,660.00	3,720.00	1.6%
01519	30450		INSURANCE	21,676.92	24,217.00	24,217.00	24,914.36	26,400.00	29,884.00	13.2%
01519	30462		VEHICLE RE	1,469.11	2,000.00	2,000.00	328.30	1,000.00	2,000.00	100.0%
01519	30463		EQUIPMENT	1,401.20	1,224.00	1,224.00	4,946.08	1,224.00	1,224.00	.0%
01519	30464		FACILITIES	37,507.17	16,000.00	16,000.00	22,422.04	16,180.00	16,000.00	-1.1%
01519	30464	DOOR	FACILITIES	22,920.56	.00	.00	.00	.00	.00	.0%
01519	30465		SERVICE CO	609.75	900.00	900.00	98.51	.00	900.00	.0%
01519	30470		PRINTING	.00	1,000.00	1,000.00	.00	500.00	1,000.00	100.0%
01519	30480		ADVERTISIN	6,644.88	1,500.00	1,500.00	3,224.06	1,500.00	1,500.00	.0%
01519	30481		GOODWILL	18,868.47	22,500.00	22,500.00	12,565.27	11,500.00	23,315.00	102.7%
01519	30490		MISC EXPEN	23.00	.00	.00	654.49	.00	.00	.0%
01519	30491		REDEVELOPM	291,394.00	367,894.00	367,894.00	366,020.00	89,888.00	416,426.00	363.3%
01519	30510		OFFICE SUP	8,571.19	2,800.00	2,800.00	5,239.45	2,800.00	2,800.00	.0%
01519	30520		SUPPLIES	18,200.81	18,800.00	18,800.00	20,962.27	5,500.00	39,900.00	625.5%
01519	30521		UNIFORMS	547.84	1,090.00	1,090.00	522.03	545.00	1,090.00	100.0%
01519	30522		FUEL	1,355.26	5,500.00	5,500.00	774.12	500.00	5,500.00	1000.0%
	TOTAL OPERATING EXPENSES			580,573.85	655,977.00	655,977.00	593,581.58	212,829.00	744,379.00	249.8%
60	CAPITAL OUTLAY									
01519	60640		EQUIPMENT	4,889.00	30,000.00	30,000.00	13,963.86	.00	55,000.00	.0%
	TOTAL CAPITAL OUTLAY			4,889.00	30,000.00	30,000.00	13,963.86	.00	55,000.00	.0%
	TOTAL OTHER GEN GOVT SERVICE			628,800.14	748,402.86	748,402.86	642,193.34	256,803.29	863,263.44	236.2%

NEXT YEAR BUDGET DETAIL REPORT

PROJECTION: 2024 FY2024 BUDGET

ACCOUNTS FOR: GENERAL FUND		VENDOR	QUANTITY	UNIT COST	2024 MGR REVIEW
01519	OTHER GEN GOVT SERVICES				
10	PERSONAL SERVICES				
10120	WAGES				
01519	10120 - WAGES				38,287.44 *
	CUSTODIAN - 17.87/HR X 2080		1.00	37,178.86	37,178.86
	2 WEEKS PTO SELL BACK		1.00	365.00	365.00 A
	MERIT INCREASES - 2%		1.00	743.58	743.58
10121	BONUS				
01519	10121 - BONUS				438.00 *
	X-MAS BONUS 3 X 8 HOUR DAY		1.00	438.00	438.00 A
10210	FICA				
01519	10210 - FICA				3,360.00 *
	WAGES X .0765		1.00	3,360.00	3,360.00 A
10220	RETIREMENT				
01519	10220 - RETIREMENT				5,195.00 *
	WAGES X .1357 FRS		1.00	5,195.00	5,195.00 A
10230	HEALTH INSURANCE				
01519	10230 - HEALTH INSURANCE				8,611.00 *
	1@ $718/MTH = $8611/YR		1.00	8,611.00	8,611.00

NEXT YEAR BUDGET DETAIL REPORT

PROJECTION: 2024 FY2024 BUDGET

ACCOUNTS FOR: GENERAL FUND		VENDOR	QUANTITY	UNIT COST	2024 MGR REVIEW
10233	LIFE INSURANCE				
01519	10233 - LIFE INSURANCE 1 @ $9.00/MTH = $108/YR		1.00	108.00	108.00 * 108.00 A
10236	DENTAL INSURANCE				
01519	10236 - DENTAL INSURANCE 1 @ $21.51/MTH = $258/YR		1.00	258.00	258.00 * 258.00
10240	WORKERS COMPENSATION				
01519	10240 - WORKERS COMPENSATION WAGES X RISK CODE		1.00	1,627.00	1,627.00 * 1,627.00
10250	UNEMPLOYMENT COMPENSATION				
01519	10250 - UNEMPLOYMENT COMPENSATION UNEMPLOYMENT		1.00	6,000.00	6,000.00 * 6,000.00
	TOTAL PERSONAL SERVICES				63,884.44
30	OPERATING EXPENSES				
30313	PROFESSIONAL FEES				
01519	30313 - PROFESSIONAL FEES				21,490.00 *
	EMPLOYEE DRUG TESTS & PHYSICAL EXAMS (FT, PT, SEASONAL, VOLUNTEER)		22.00	250.00	5,500.00
	RANDOM ALCOHOL/DRUG TEST - CDL		12.00	95.00	1,140.00
	HEPATITIS B (15 EMP X 3 SHOTS EACH) 90. X 15 = $270.00		15.00	270.00	4,050.00
	ACCURINT BACKGROUND CHECKS		10.00	30.00	300.00
	HEPATITIS A&B COMBO SHOT (PW)		14.00	750.00	10,500.00

NEXT YEAR BUDGET DETAIL REPORT

PROJECTION: 2024 FY2024 BUDGET

ACCOUNTS FOR: GENERAL FUND		VENDOR	QUANTITY	UNIT COST	2024 MGR REVIEW
30340	CONTRACTUAL SERVICES				
01519	30340 - CONTRACTUAL SERVICES				92,412.00 *
	FIRE EXTINGUISHER INSPECTION/REFILL (ALL DEPT EXCEPT PD VEHICLES) WEB MASTER NDT SPAM & VIRUS FILTER(MONTHLY)		1.00	11,080.00	11,080.00
	TRUGREEN - LAWN MAINTENANCE		12.00	160.00	1,920.00
	MUNIS ASP (APPLICATION SERVICE PROVIDER) ANNUAL RECURRING COST (ACCTG, GL, BUDGET, AP, POs, PAYROLL) FORMS MODULE ADDED		1.00	22,200.00	22,200.00
	VOLUNTEER BACKGROUND CHECK		300.00	20.00	6,000.00
	FDLE BACKGROUND CHECKSFINGERPRINT		22.00	36.00	792.00
	PEST CONTROL (TERMINIX) - CITY BUILDINGS. PW MOVED $672 TO 01541-30464		1.00	360.00	360.00
	IMPLEMENT TYLOR FORMS MODULE (GEN BILLING, PAYROLL, FINANCIAL, BUSINESS LICENSES)		1.00	13,360.00	13,360.00
	STANDBY GENERATOR PREVENTIVE MAINT		4.00	625.00	2,500.00
	ARTEMIS SPAM		12.00	350.00	4,200.00
	MMD DEDICATED SERVICE		1.00	30,000.00	30,000.00
30344	BANK FEES/SERVICE CHARGES				
01519	30344 - BANK FEES/SERVICE CHARGES				1,008.00 *
	NSF FEES - REIMBURSED BY CUSTOMER WIRE/ACH TRANSFER FEES		12.00	84.00	1,008.00

NEXT YEAR BUDGET DETAIL REPORT

PROJECTION: 2024 FY2024 BUDGET

ACCOUNTS FOR: GENERAL FUND		VENDOR	QUANTITY	UNIT COST	2024 MGR REVIEW
30410	COMMUNICATIONS				
01519	30410 - COMMUNICATIONS				27,160.00 *
	ST OF FL - L/S & L/D		12.00	80.00	960.00
	PHONE SYSTEM MAINTENANCE		1.00	1,000.00	1,000.00
	SUMMIT CABLE/INTERNET/PHONES		12.00	2,100.00	25,200.00
30420	POSTAGE				
01519	30420 - POSTAGE				50.00 *
			1.00	50.00	50.00
30430	ELECTRIC				
01519	30430 - ELECTRIC				30,000.00 *
	CITY HALL, MAINTENANCE SHOP PERMONTH		12.00	2,500.00	30,000.00
30431	WATER				
01519	30431 - WATER				27,000.00 *
	CITY HALL $250/MTH, CH IRRIGATION $2000/MTH		12.00	2,250.00	27,000.00
30440	RENTAL OF EQUIPMENT				
01519	30440 - RENTAL OF EQUIPMENT				3,720.00 *
	CITY HALL COPIER - COMMERCIALLEASING		12.00	255.00	3,060.00
	POSTAGE MACHINE RENTAL QTRLY		4.00	165.00	660.00

NEXT YEAR BUDGET DETAIL REPORT

PROJECTION: 2024 FY2024 BUDGET

ACCOUNTS FOR: GENERAL FUND		VENDOR	QUANTITY	UNIT COST	2024 MGR REVIEW
30450	**INSURANCE**				
01519	30450 - INSURANCE				29,884.00 *
	LIABILITY/PROPERTY/PUBLIC OFF & AUTO - QTRLY		1.00	29,884.00	29,884.00
30462	**VEHICLE REPAIRS/MAINT**				
01519	30462 - VEHICLE REPAIRS/MAINT				2,000.00 *
	2018 KIAEXPLORER (JANITOR)		1.00	2,000.00	2,000.00
30463	**EQUIPMENT REPAIRS/MAINT**				
01519	30463 - EQUIPMENT REPAIRS/MAINT				1,224.00 *
	MAINTENANCE CITY HALL COPIER		1.00	1,224.00	1,224.00
30464	**FACILITIES REPAIRS/MAINT**				
01519	30464 - FACILITIES REPAIRS/MAINT				16,000.00 *
	CITY HALL COMPLEX - MISCREPAIR		1.00	6,320.00	6,320.00
	BI-ANNUAL A/C SERVICE		2.00	3,500.00	7,000.00
	AIR FILTERS, CHANGE TO HEPA		6.00	280.00	1,680.00
	FIRE MONITORING SERVICE		1.00	1,000.00	1,000.00
30465	**SERVICE CONTRACTS**				
01519	30465 - SERVICE CONTRACTS				900.00 *
	KYOCERA COPIER DOCUMENTS		12.00	75.00	900.00

NEXT YEAR BUDGET DETAIL REPORT

PROJECTION: 2024 FY2024 BUDGET

ACCOUNTS FOR: GENERAL FUND		VENDOR	QUANTITY	UNIT COST	2024 MGR REVIEW
30470	**PRINTING & COPYING**				
01519	30470 - PRINTING				1,000.00 *
	(4) NEWSLETTER (MAILED W BILLS)		4.00	250.00	1,000.00
30480	**ADVERTISING**				
01519	30480 - ADVERTISING				1,500.00 *
	EMPLOYMENT		1.00	1,500.00	1,500.00
30481	**GOODWILL**				
01519	30481 - GOODWILL				23,315.00 *
	EMPLOYEE XMAS PARTYGIFTS AND PRIZES		1.00	9,000.00	9,000.00
	FLOWERS, PLAQUES, CARDS, MISC		1.00	2,000.00	2,000.00
	EMPLOYEE CLASSES REIMBURSEMENTS / FP SCHOLARSHIP		1.00	3,000.00	3,000.00
	FOOD FOR WORKSHOPS		1.00	1,000.00	1,000.00
	TEACHER APPRECIATION WEEK		1.00	1,500.00	1,500.00
	EMPLOYEE APPRECIATION & SAFETY DAY		1.00	2,315.00	2,315.00
	THANKSGIVING LUNCHHALLOWEEN PUMPKIN		1.00	1,000.00	1,000.00
	PUBLIC WORKS APPRECIATION		1.00	500.00	500.00
	RETIREMENT PARTIES		1.00	1,000.00	1,000.00
	GIFTS FOR FRUITLAND PARK DAY		1.00	2,000.00	2,000.00
30491	**REDEVELOPMENT TAXES**				
01519	30491 - REDEVELOPMENT TAXES				416,426.00 *
	CITY 00F1 REDEVELOPMENT CRA 00F1 MILLAGE 3.9134 INCREASE OVER BASE YEAR $63,199,998MUST EQUAL 20001-33901		1.00	234,960.00	234,960.00

NEXT YEAR BUDGET DETAIL REPORT

PROJECTION: 2024 FY2024 BUDGET

ACCOUNTS FOR: GENERAL FUND		VENDOR	QUANTITY	UNIT COST	2024 MGR REVIEW
	CITY 00F2 REDEVELOPMENT CRA 00F2 MILLAGE 3.9134 INCREASE OVER BASE YEAR $48,811,114MUST EQUAL 20001-33901		1.00	181,466.00	181,466.00
30510	OFFICE SUPPLIES				
01519	30510 - OFFICE SUPPLIES				2,800.00 *
	COPY PAPER - ALL DEPARTMENTS - 48 CASES, FAX MACHINE TONER & DRUM		1.00	2,800.00	2,800.00
30520	SUPPLIES				
01519	30520 - SUPPLIES				39,900.00 *
	CLEANING SUPPLIES - ALL DEPARTMENTS (EXCEPT POOL) NEW LIBRARY & COMMUNITY CTR		1.00	10,000.00	10,000.00
	OPERATING SUPPLIES		1.00	500.00	500.00
	NEW FLAGS W/ NEW CITY LOGO		33.00	100.00	3,300.00
	XMAS DECORATIONS		1.00	7,500.00	7,500.00
	BRACKETS FOR CITY FLAGS		1.00	3,600.00	3,600.00
	XMAS TREE - YEARLY LEASE		1.00	15,000.00	15,000.00
30521	UNIFORMS				
01519	30521 - UNIFORMS				1,090.00 *
	UNIFORM (SHIRTS & PANTS)		24.00	35.00	840.00
	BOOT ALLOWANCE		2.00	125.00	250.00

NEXT YEAR BUDGET DETAIL REPORT

PROJECTION: 2024 FY2024 BUDGET

ACCOUNTS FOR: GENERAL FUND		VENDOR	QUANTITY	UNIT COST	2024 MGR REVIEW
30522	FUEL				
01519	30522 - FUEL				5,500.00 *
	2018 KIA.		1.00	500.00	500.00
	STANDBY GENERATOREXPLORER		2.00	2,500.00	5,000.00
	TOTAL OPERATING EXPENSES				744,379.00
60	CAPITAL OUTLAY				
60640	EQUIPMENT PURCHASES				
01519	60640 - EQUIPMENT PURCHASES				55,000.00 *
	DIAS FOR CHAMBERS		1.00	15,000.00	15,000.00 A
	CEILING INSULATION CITY HALL		1.00	25,000.00	25,000.00
	NEW UTILITY WINDOWS/OFFICE		1.00	15,000.00	15,000.00
	TOTAL CAPITAL OUTLAY				55,000.00
	TOTAL OTHER GEN GOVT SERVICES				863,263.44

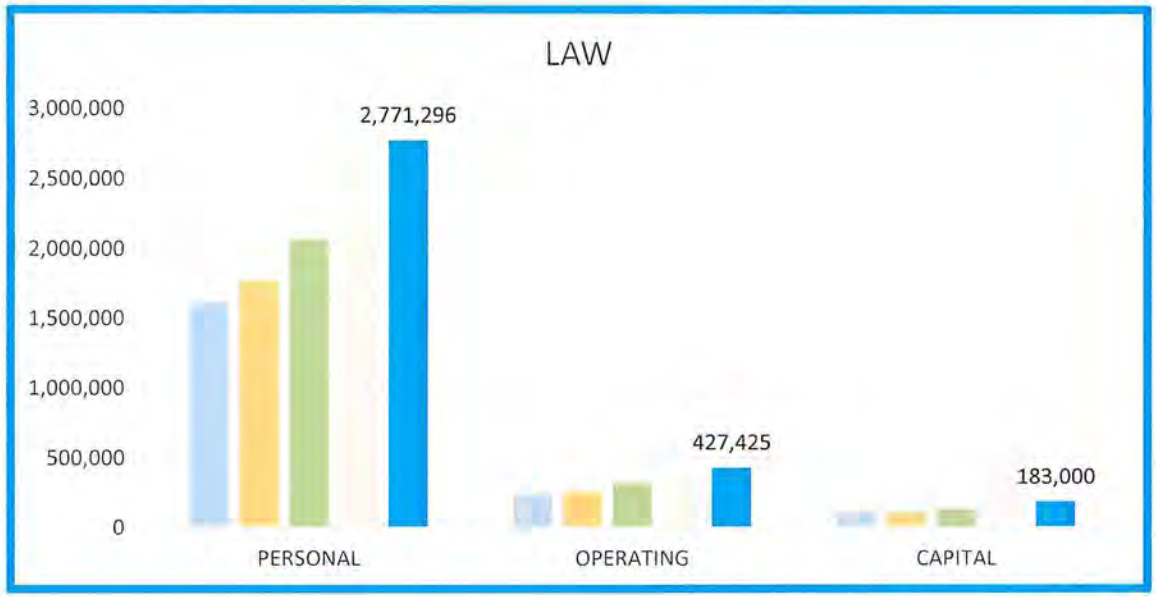

	PERSONAL	OPERATING	CAPITAL	TOTAL
FY2020	1,612,862	230,486	119,257	1,962,605
FY2021	1,766,933	255,646	105,760	2,128,339
FY2022	2,066,744	319,080	131,074	2,516,898
FY2023	2,396,772	393,021	607,748	3,397,541
FY2024	2,771,296	427,425	183,000	3,381,721

CHANGE	PERSONAL	OPERATING	CAPITAL	TOTAL
FM FY2020	154,071	25,160	-13,497	165,734
FM FY2021	299,811	63,434	25,314	388,559
FM FY2022	330,028	73,941	476,674	880,643
FM FY2023	374,524	34,404	-424,748	-15,820

808jmich |NEXT YEAR / CURRENT YEAR BUDGET ANALYSIS
PROJECTION: FY2024 UDGET

	ACCOUNTS FOR:	2022	2023 REVISED	2024	CHANGE	
LAW ENFORCEMENT		ACTUAL	BUD	PROPOSED	FM FY2023	
1521	LAW ENFORCEMENT					
10110	SALARY	95,245	96,616	178,852	82,236	85%
10111	BONUS	984	1,115	2,064	949	85%
10120	WAGES	1,027,093	1,233,852	1,324,336	90,484	7%
10121	BONUS	14,620	14,181	20,990	6,809	48%
10122	SCHOOL CROSSING WAGES	26,211	37,800	37,260	-540	-1%
10133	RESERVE STIPEND	-59	0	0	0	0%
10135	RESERVE OTHER WAGES	3,714	15,000	15,000	0	0%
10140	OVERTIME	44,104	50,000	55,000	5,000	10%
10150	INCENTIVE PAY	16,393	31,680	34,560	2,880	9%
10151	HOLIDAY PAY	57,746	71,830	79,429	7,599	11%
10155	UNIFORM ALLOWANCE	10,750	11,000	12,000	1,000	9%
10210	FICA	95,527	151,028	176,161	25,133	17%
10220	RETIREMENT	326,447	412,645	544,980	132,335	32%
10230	HEALTH INSURANCE	147,252	180,050	215,279	35,229	20%
10232	HEALTH DEPENDENTS		26,064	3,096	-22,968	-88%
10233	LIFE INSURANCE	881	2,484	2,700	216	9%
10236	DENTAL INSURANCE	3,726	5,396	6,450	1,054	20%
10240	WORKERS COMPENSATION	44,329	56,031	63,139	7,108	13%
	PERSONAL SERVICES	1,914,963	2,396,772	2,771,296	374,524	16%
30313	PROFESSIONAL FEES	1,665	2,560	2,700	140	5%
30340	CONTRACTUAL SERVICES	21,541	28,585	81,190	52,605	184%
30350	INVESTIGATIONS	1,249	2,500	2,500	0	100%
30400	TRAVEL/PER DIEM	5,524	7,800	5,525	-2,275	-29%
30410	COMMUNICATIONS	21,786	25,100	25,100	0	0%
30420	POSTAGE	164	450	250	-200	-44%
30440	RENTAL OF EQUIPMENT	98	1,620	1,620	0	0%
30443	LEASE PAYMENT	0	100	100	0	0%
0	INSURANCE	56,630	67,078	85,624	18,546	28%
1	RADIO REPAIRS/MAINT	6,272	8,356	8,356	0	0%
30462	VEHICLE REPAIRS/MAINT	31,925	32,075	33,500	1,425	4%
30463	EQUIPMENT REPAIRS/MAIN	6,241	10,960	10,110	-850	-8%
30464	FACILITIES REPAIRS/MAI		500	500	0	0%
30465	SERVICE CONTRACTS		900	900	0	0%
30470	PRINTING & COPYING	881	2,500	2,500	0	0%
30482	PD DONATIONS EXPENSE	2,604	6,850	5,000	-1,850	-27%
30510	OFFICE SUPPLIES	2,841	3,000	4,000	1,000	33%
30520	SUPPLIES	7,534	7,590	7,590	0	0%
30521	UNIFORMS	15,442	21,600	19,000	-2,600	-12%
30522	FUEL	94,899	133,932	113,840	-20,092	-15%
30524	PROMOTIONAL	1,776	3,000	2,000	-1,000	-33%
30540	PROFESSIONAL BOOKS	0	1,300	1,300	0	0%
30542	TRAINING & EDUCATION	12,227	17,000	12,000	-5,000	-29%
30543	2ND DOLLAR TNG/POLICE	2,572	2,060	1,500	-560	-27%
30544	MEMBERSHIPS	659	605	720	115	19%
30545	TUITION REIMBURSEMENT	0	5,000	0	-5,000	-100%
	OPERATING EXPENSES	294,529	393,021	427,425	34,404	9%
60640	EQUIPMENT PURCHASES	34,843	87,748	77,160	-10,588	-12%
60643	EQUIP PURCH NONREPAIRA		20,000	3,490	-16,510	-83%
60648	EQUIPMENT PURCHASE GRA				0	
60649	EQUIPMENT - VEHICLES	100,315		102,350	102,350	
60666	PUBLIC SAFETY BUILDING	20,433	500,000	0	-500,000	
	CAPITAL OUTLAY	155,591	607,748	183,000	-424,748	-70%
90990	CONTINGENCY FUND	0	500	500	0	0%
	NON-OPERATING	0	500	500	0	0%
	TOTAL LAW ENFORCEMENT	2,365,084	3,398,041	3,382,221	-15,820	0%

NEXT YEAR / CURRENT YEAR BUDGET ANALYSIS

PROJECTION: 2024 FY2024 BUDGET FOR PERIOD 99

ACCOUNTS FOR: GENERAL FUND			2022 ACTUAL	2023 ORIG BUD	2023 REVISED BUD	2023 ACTUAL	2023 PROJECTION	2024 MGR REVIEW	PCT CHANGE
01521	LAW ENFORCEMENT								
10	PERSONAL SERVICES								
01521	10110	SALARY	95,244.89	96,616.00	96,616.00	132,659.06	74,179.90	178,852.47	141.1%
01521	10111	BONUS	983.52	1,115.00	1,115.00	2,134.80	2,073.95	2,064.00	-.5%
01521	10120	WAGES	1,027,093.19	1,233,851.92	1,233,851.92	877,377.27	.00	1,324,336.16	.0%
01521	10121	BONUS	14,620.31	14,181.00	14,181.00	16,937.04	5,677.00	20,990.00	269.7%
01521	10122	SCHOOL CRO	26,210.79	37,800.00	37,800.00	25,831.87	22,289.20	37,260.00	67.2%
01521	10133	RESERVE OF	-58.86	.00	.00	.00	.00	.00	.0%
01521	10135	RESER OTHR	3,714.40	15,000.00	15,000.00	75.00	.00	15,000.00	.0%
01521	10140	OVERTIME	44,104.30	50,000.00	50,000.00	35,600.60	23,000.00	55,000.00	139.1%
01521	10150	INCENTIVE	16,393.41	31,680.00	31,680.00	13,301.52	21,600.00	34,560.00	60.0%
01521	10151	HOLIDAY PA	57,746.24	71,830.00	71,830.00	57,256.68	37,105.67	79,429.00	114.1%
01521	10155	UNIFORM AL	10,750.00	11,000.00	11,000.00	8,125.00	7,500.00	12,000.00	60.0%
01521	10210	FICA	95,526.93	151,028.00	151,028.00	85,949.11	78,149.00	176,161.00	125.4%
01521	10220	RETIREMENT	326,446.70	412,645.00	412,645.00	313,481.60	171,917.00	544,980.00	217.0%
01521	10230	HEALTH INS	147,251.86	180,050.90	180,050.90	110,697.12	125,299.20	215,278.75	71.8%
01521	10232	HLTH DEP	.00	26,064.00	26,064.00	.00	.00	3,096.00	.0%
01521	10233	LIFE INS	880.94	2,484.00	2,484.00	3,201.56	1,430.40	2,700.00	88.8%
01521	10236	DENTAL INS	3,725.83	5,396.03	5,396.03	2,978.35	5,339.52	6,450.00	20.8%
01521	10240	WORKERS CO	44,326.16	56,031.00	56,031.00	35,126.68	36,208.00	63,139.00	74.4%
TOTAL PERSONAL SERVICES			1,914,960.61	2,396,772.85	2,396,772.85	1,720,733.26	611,768.84	2,771,296.38	353.0%
30	OPERATING EXPENSES								
01521	30313	PROFESSION	1,664.61	2,560.00	2,560.00	1,849.11	1,500.00	2,700.00	80.0%

NEXT YEAR / CURRENT YEAR BUDGET ANALYSIS

PROJECTION: 2024 FY2024 BUDGET FOR PERIOD 99

ACCOUNTS FOR:

GENERAL FUND			2022 ACTUAL	2023 ORIG BUD	2023 REVISED BUD	2023 ACTUAL	2023 PROJECTION	2024 MGR REVIEW	PCT CHANGE
01521	30340	CONTRACTUA	21,541.34	28,585.00	28,585.00	24,709.16	2,700.00	81,190.00	2907.0%
01521	30350	INVESTIGAT	1,249.45	2,500.00	2,500.00	137.01	.00	2,500.00	.0%
01521	30400	TRAVEL/PER	5,524.00	7,800.00	7,800.00	2,755.56	7,800.00	5,525.00	-29.2%
01521	30410	COMMUNICAT	21,785.79	25,100.00	25,100.00	17,503.65	8,840.00	25,100.00	183.9%
01521	30420	POSTAGE	163.84	450.00	450.00	30.40	450.00	250.00	-44.4%
01521	30440	RENTAL OF	98.44	1,620.00	1,620.00	74.76	1,500.00	1,620.00	8.0%
01521	30443	LEASE PMT	.00	100.00	100.00	.00	100.00	100.00	.0%
01521	30450	INSURANCE	56,629.76	67,078.00	67,078.00	73,335.40	63,208.00	85,624.00	35.5%
01521	30461	RADIO REPA	6,271.87	8,356.00	8,356.00	6,199.63	6,040.00	8,356.00	38.3%
01521	30462	VEHICLE RE	31,924.90	32,075.00	32,075.00	22,728.97	15,000.00	33,500.00	123.3%
01521	30463	EQUIP R&M	6,241.26	10,960.00	10,960.00	6,215.00	5,060.00	10,110.00	99.8%
01521	30464	FACILITIES	.00	500.00	500.00	.00	500.00	500.00	.0%
01521	30465	SERVICE CO	.00	900.00	900.00	.00	900.00	900.00	.0%
01521	30470	PRINTING &	880.68	2,500.00	2,500.00	154.35	1,000.00	2,500.00	150.0%
01521	30482	PD DONATE	2,604.15	6,850.00	6,850.00	2,837.66	.00	5,000.00	.0%
01521	30510	OFFICE SUP	2,841.20	3,000.00	3,000.00	3,229.35	1,250.00	4,000.00	220.0%
01521	30520	SUPPLIES	7,533.56	7,590.00	7,590.00	4,008.04	3,700.00	7,590.00	105.1%
01521	30521	UNIFORMS	15,441.91	21,600.00	15,600.00	9,604.69	10,400.00	19,000.00	82.7%
01521	30522	FUEL	94,898.62	133,932.00	93,932.00	61,784.67	50,004.00	113,840.00	127.7%
01521	30524	PROMOTIONA	1,375.03	3,000.00	3,000.00	1,332.40	500.00	2,000.00	300.0%
01521	30524 IAN	PROMOTIONA	401.01	.00	.00	32.28	.00	.00	.0%
01521	30540	PROFESSION	.00	1,300.00	1,300.00	110.52	300.00	1,300.00	333.3%

NEXT YEAR / CURRENT YEAR BUDGET ANALYSIS

PROJECTION: 2024 FY2024 BUDGET FOR PERIOD 99

ACCOUNTS FOR: GENERAL FUND			2022 ACTUAL	2023 ORIG BUD	2023 REVISED BUD	2023 ACTUAL	2023 PROJECTION	2024 MGR REVIEW	PCT CHANGE
01521	30542	TRAINING &	12,226.90	17,000.00	12,000.00	10,886.00	.00	12,000.00	.0%
01521	30543	2ND DOLLAR	2,572.15	2,060.00	2,060.00	1,601.91	3,300.00	1,500.00	-54.5%
01521	30544	MEMBERSHIP	659.00	605.00	605.00	430.00	455.00	720.00	58.2%
01521	30545	TUITION RE	.00	5,000.00	1,000.00	.00	.00	.00	.0%
TOTAL OPERATING EXPENSES			294,529.47	393,021.00	338,021.00	251,550.52	184,507.00	427,425.00	131.7%
60	CAPITAL OUTLAY								
01521	60640	EQUIPMENT	34,843.35	87,748.00	87,748.00	67,453.43	1,400.00	77,160.00	5411.4%
01521	60643	EQUIP NRPR	.00	20,000.00	16,000.00	15,119.20	.00	3,490.00	.0%
01521	60649	EQ-VEHICLE	100,315.30	.00	59,000.00	4,142.54	.00	102,350.00	.0%
01521	60666	PSC	20,432.58	.00	500,000.00	361,154.25	.00	.00	.0%
TOTAL CAPITAL OUTLAY			155,591.23	107,748.00	662,748.00	447,869.42	1,400.00	183,000.00	.0%
90	NON-OPERATING								
01521	90990	CONTINGENC	.00	500.00	500.00	.00	500.00	500.00	.0%
TOTAL NON-OPERATING			.00	500.00	500.00	.00	500.00	500.00	.0%
TOTAL LAW ENFORCEMENT			2,365,081.31	2,898,041.85	3,398,041.85	2,420,153.20	798,175.84	3,382,221.38	323.7%

NEXT YEAR BUDGET DETAIL REPORT

PROJECTION: 2024 FY2024 BUDGET

ACCOUNTS FOR: GENERAL FUND		VENDOR	QUANTITY	UNIT COST	2024 MGR REVIEW
01521	LAW ENFORCEMENT				
10	PERSONAL SERVICES				
10110	SALARY				
01521	10110 - SALARY				178,852.47 *
	1- CHIEF (ELUCE) $48.08/HR X 2080 HOURS		1.00	99,997.56	99,997.56 A
			1.00	75,348.00	75,348.00 A
			1.00	3,506.91	3,506.91 A
10111	BONUS				
01521	10111 - BONUS				2,064.00 *
	X-MAS BONUS 3 X 8 HOURS DAY		1.00	2,064.00	2,064.00 A
10120	WAGES				
01521	10120 - WAGES				1,324,336.16 *
	ADMIN ASST (CAREIAS) $20.69/HR X 2080 HOURS		1.00	43,034.47	43,034.47 A
			1.00	72,627.94	72,627.94 A
			1.00	82,121.79	82,121.79 A
			1.00	64,739.00	64,739.00 A
			1.00	63,292.32	63,292.32 A
			1.00	47,943.93	47,943.93 A
			1.00	61,642.20	61,642.20 A
			1.00	63,947.85	63,947.85 A
			1.00	60,986.67	60,986.67 A
			1.00	51,809.28	51,809.28 A
			1.00	47,943.93	47,943.93 A
			1.00	49,209.78	49,209.78 A

ACCOUNTS FOR: GENERAL FUND		VENDOR	QUANTITY	UNIT COST	2024 MGR REVIEW
			1.00	47,943.93	47,943.93 A
			1.00	51,153.76	51,153.76 A
			1.00	47,943.93	47,943.93 A
			1.00	51,357.20	51,357.20 A
			1.00	47,943.93	47,943.93 A
			1.00	50,792.09	50,792.09 A
			1.00	50,136.56	50,136.56 A
			1.00	48,418.62	48,418.62 A
			1.00	47,943.93	47,943.93 A
			1.00	24,060.58	24,060.58 A
			1.00	8,998.08	8,998.08 A
			1.00	42,456.53	42,456.53 A
			1.00	47,943.93	47,943.93 A
			1.00	47,943.93	47,943.93
10121	BONUS				
01521	10121 - BONUS				20,990.00 *
	X-MAS BONUS 3 X 12 HOUR DAY - OFFICERS		1.00	20,390.00	20,390.00 A
	X-MAS BONUS $100 EACH RESERVE		3.00	100.00	300.00 A
	X-MAS BONUS $50 EACH CROSSING GUARD		6.00	50.00	300.00 A
10122	SCHOOL CROSSING WAGES				
01521	10122 - SCHOOL CROSSING WAGES				37,260.00 *
	1 - GUARD (RWILSON) $15.53/HR X 400 HOURS		1.00	6,210.00	6,210.00
	2 - GUARD (JFELICANO) $15.53/HR X 400 HOURS		1.00	6,210.00	6,210.00

NEXT YEAR BUDGET DETAIL REPORT

PROJECTION: 2024 FY2024 BUDGET

ACCOUNTS FOR: GENERAL FUND		VENDOR	QUANTITY	UNIT COST	2024 MGR REVIEW
	3 - GUARD (GTOWNE) $15.53/HR X 400 HOURS		1.00	6,210.00	6,210.00
	4 - GUARD (JLAMB) $15.53/HR X 400 HOURS		1.00	6,210.00	6,210.00
	5 - GUARD (MJAGGERS) $15.53/HR X 400 HOURS		1.00	6,210.00	6,210.00
	6 - GUARD (LSCOVAK) $15.53/HR X 400 HOURS		1.00	6,210.00	6,210.00
10135	RESERVE OTHER WAGES				
01521	10135 - RESERVE OTHER WAGES		1.00	15,000.00	15,000.00 * 15,000.00
10140	OVERTIME				
01521	10140 - OVERTIME OVERTIME		1.00	55,000.00	55,000.00 * 55,000.00
10150	INCENTIVE PAY				
01521	10150 - INCENTIVE PAY $120/MTH = $1440/YR X 24 OFFICERS		24.00	1,440.00	34,560.00 * 34,560.00 A
10151	HOLIDAY PAY				
01521	10151 - HOLIDAY PAY 10 HOLIDAYS @ 12 HOURS X HRLY WAGE X 24 OFFICERS		1.00	79,429.00	79,429.00 * 79,429.00 A

NEXT YEAR BUDGET DETAIL REPORT

PROJECTION: 2024 FY2024 BUDGET

ACCOUNTS FOR: GENERAL FUND		VENDOR	QUANTITY	UNIT COST	2024 MGR REVIEW
10155	UNIFORM ALLOWANCE				
01521	10155 - UNIFORM ALLOWANCE				12,000.00 *
	23 OFFICERS X $500 EACH		24.00	500.00	12,000.00 A
10210	FICA				
01521	10210 - FICA				176,161.00 *
	WAGES X .0765		1.00	176,161.00	176,161.00 A
10220	RETIREMENT				
01521	10220 - RETIREMENT				544,980.00 *
	WAGES X .3267		1.00	544,980.00	544,980.00 A
10230	HEALTH INSURANCE				
01521	10230 - HEALTH INSURANCE				215,278.75 *
	25 FT X $717.60/MTH X 12 = $8611/YR		25.00	8,611.15	215,278.75 A
10232	HEALTH INS DEPENDENTS				
01521	10232 - HEALTH IN DEPENDENTS				3,096.00 *
			1.00	3,096.00	3,096.00 A
10233	LIFE INSURANCE				
01521	10233 - LIFE INSURANCE				2,700.00 *
	25 FT X $9.00/MTH X 12 = $108/YR		25.00	108.00	2,700.00 A

NEXT YEAR BUDGET DETAIL REPORT

PROJECTION: 2024 FY2024 BUDGET

ACCOUNTS FOR: GENERAL FUND		VENDOR	QUANTITY	UNIT COST	2024 MGR REVIEW
10236	DENTAL INSURANCE				
01521	10236 - DENTAL INSURANCE				6,450.00 *
	25 FT X $21.51/MTH X 12 = $258/YR		25.00	258.00	6,450.00 A
10240	WORKERS COMPENSATION				
01521	10240 - WORKERS COMPENSATION				63,139.00 *
	WAGES X RISK CODE		1.00	63,139.00	63,139.00 A
	TOTAL PERSONAL SERVICES				2,771,296.38
30	OPERATING EXPENSES				
30313	PROFESSIONAL FEES				
01521	30313 - PROFESSIONAL FEES				2,700.00 *
	VET SERVICES		1.00	1,500.00	1,500.00
	COVANTA (EVIDENCE DESTRUCTION)		1.00	400.00	400.00
	PACK TRACK K-9 RECORDS		1.00	150.00	150.00
	LAKE TAX COLLECTOR 4 VEHCILE REGISTRATION		4.00	150.00	600.00
	FDOT TRANSPONDERS - 4		4.00	5.00	20.00
	DHSMV CONFIDENTIAL TAGS		1.00	30.00	30.00
30340	CONTRACTUAL SERVICES				
01521	30340 - CONTRACTUAL SERVICES				81,190.00 *
	POWER DMS - ANNUAL SUBSCRIPTION		1.00	4,075.00	4,075.00
	FINDER SOFTWARE		1.00	1,000.00	1,000.00
	VERIZON MAAS 360		1.00	500.00	500.00
	LSCO SPILLMAN HOST		1.00	3,400.00	3,400.00
	IDEMIA MORPHOIDENT - IDENTITY YEARLY SERVICE &MAINT		1.00	1,300.00	1,300.00

NEXT YEAR BUDGET DETAIL REPORT

PROJECTION: 2024 FY2024 BUDGET

ACCOUNTS FOR: GENERAL FUND		VENDOR	QUANTITY	UNIT COST	2024 MGR REVIEW
	MMD SHARED $500 MONTH		12.00	500.00	6,000.00
	CRIMEDEX		1.00	80.00	80.00
	FACELOGICS SERVICE		1.00	500.00	500.00
	COMMISSION FOR FL ACCREDITATION		1.00	350.00	350.00
	STAR SECURITY (EVIDENCE ROOMALARM)		1.00	300.00	300.00
	POLICE ONE VIRTUAL TRAINING YEARLY SUBSCRIPTION		1.00	1,700.00	1,700.00
	VETTED SECURITY		1.00	250.00	250.00
	VERITONE REDACTION SERVICE		1.00	2,500.00	2,500.00
	SPILLMAN SOFTWARE SERVICE		1.00	3,000.00	3,000.00
	PROFORMA THOMSON REUTERS (CLEAR)		1.00	2,845.00	2,845.00
	ALL TRAFFIC SOLUTIONS		1.00	1,000.00	1,000.00
	ARTEMIS BARRACUDA		1.00	700.00	700.00
	LAKE COUNTY DISPATCH		1.00	51,690.00	51,690.00 A
30350	INVESTIGATIONS				
01521	30350 - INVESTIGATIONS				2,500.00 *
	GSR EVALUATION FROM LAB		1.00	2,500.00	2,500.00
	VEHICLE TOWING/STOARGE				
	SUBPOENA FEES				
	MISC INVESTIGATIVE EXPENSES				
30400	TRAVEL/PER DIEM				
01521	30400 - TRAVEL/PER DIEM				5,525.00 *
	LEAGUE LUNCHEONS/DINNERS		1.00	100.00	100.00
	FPCA SUMMER CONFERENCE (LUCE, RAINS)		1.00	1,450.00	1,450.00
	FPCA CORE CONFERENCE ADMIN ASST		1.00	525.00	525.00
	FPCA WINTER CONFERENCE (LUCE, RAINS)		1.00	525.00	525.00

NEXT YEAR BUDGET DETAIL REPORT

PROJECTION: 2024 FY2024 BUDGET

ACCOUNTS FOR: GENERAL FUND		VENDOR	QUANTITY	UNIT COST	2024 MGR REVIEW
	CJIS SYMPOSIUM TRAINING (COX)		1.00	525.00	525.00
	MISC OFFICER CONFERENCE		1.00	2,400.00	2,400.00
30410	COMMUNICATIONS				
01521	30410 - COMMUNICATIONS				25,100.00 *
	VERIZON WIRELESS-PHONES/TABLETS		12.00	1,500.00	18,000.00
	PHONE OVERAGES OTHER TAXES ANDFEE/EQUIP		1.00	200.00	200.00
	SUMMIT		12.00	575.00	6,900.00
30420	POSTAGE				
01521	30420 - POSTAGE				250.00 *
	POSTAGE		1.00	250.00	250.00
30440	RENTAL OF EQUIPMENT				
01521	30440 - RENTAL OF EQUIPMENT				1,620.00 *
	COPIER @ $125/MTH LEASE		12.00	135.00	1,620.00
30443	LEASE PAYMENT				
01521	30443 - LEASE PAYMENT OTHER				100.00 *
	CISCO ANNUAL		1.00	100.00	100.00
30450	INSURANCE				
01521	30450 - INSURANCE				85,624.00 *
	LIABILITY/PROPERTY/PUBLIC OFFICIALS & AUTO		1.00	82,774.00	82,774.00
	AD&D ACE AMERICAN		1.00	2,850.00	2,850.00

NEXT YEAR BUDGET DETAIL REPORT

PROJECTION: 2024 FY2024 BUDGET

ACCOUNTS FOR: GENERAL FUND		VENDOR	QUANTITY	UNIT COST	2024 MGR REVIEW
30461	**RADIO REPAIRS/MAINT**				
01521	30461 - RADIO REPAIRS/MAINT				8,356.00 *
	MAINTENANCE OF PD BASE, MOBILES AND PORTABLES RADIOS, INCLUDING BATTERIES		1.00	2,500.00	2,500.00
	COUNTY MAINT REQUIRED		1.00	5,856.00	5,856.00
30462	**VEHICLE REPAIRS/MAINT**				
01521	30462 - VEHICLE REPAIRS/MAINT				33,500.00 *
	REPAIRS PATROL VEHICLES INCLUDING TIRES, TUNE-UPS, BODY DAMAGE ETC..		1.00	33,500.00	33,500.00
30463	**EQUIPMENT REPAIRS/MAINT**				
01521	30463 - EQUIPMENT R&M				10,110.00 *
	DYNOMETER SPEEDOMETER CALIBRATION 2X YR		2.00	700.00	1,400.00
	ELECTRONIC ENFORCEMENTS RADAR/ LIDAR CERTS 2 YR		2.00	1,475.00	2,950.00
	A-LINE FIRE & SAFETY (FIRE EXTINGUISHER MAINT/RPLACE 2X YR		2.00	200.00	400.00
	IN-CAR VIDEO AND RADAR REPAIR		1.00	4,000.00	4,000.00
	AED PAD REPLACEMENT INFANT CHILD		2.00	115.00	230.00
	AED PAD REPLACEMENT ADULT		2.00	70.00	140.00
	SOLAR TECH MESSAGE BOARDS UPGRADE		2.00	495.00	990.00
30464	**FACILITIES REPAIRS/MAINT**				
01521	30464 - FACILITIES REPAIRS/MAINT				500.00 *
	MISC		1.00	500.00	500.00

NEXT YEAR BUDGET DETAIL REPORT

PROJECTION: 2024 FY2024 BUDGET

ACCOUNTS FOR: GENERAL FUND		VENDOR	QUANTITY	UNIT COST	2024 MGR REVIEW
30465	SERVICE CONTRACTS				
01521	30465 - SERVICE CONTRACTS				900.00 *
	COPIER MAINTENANCE @ $225/QTR (INCLUDES OVERAGE)		4.00	225.00	900.00
30470	PRINTING & COPYING				
01521	30470 - PRINTING & COPYING				2,500.00 *
	REPORT FORMS, BUSINESS CARDS VICTIM'S RIGHTS EVIDENCE LABELS LOST AND FOUND ADSRECRUITING MATERIAL		1.00	2,500.00	2,500.00
30482	DONATIONS EXPENSE				
01521	30482 - PD DONATIONS EXPENSE				5,000.00 *
			1.00	5,000.00	5,000.00
30510	OFFICE SUPPLIES				
01521	30510 - OFFICE SUPPLIES				4,000.00 *
	ALL OFFICE SUPPLIES		1.00	4,000.00	4,000.00
30520	SUPPLIES				
01521	30520 - SUPPLIES				7,590.00 *
	PET SUPPLIES, FURNITURE SUPPLIES, NARCOTIC TEST KITS, MISC OPERATIONAL SUPPLIES, EVIDENCE SUPPLIES		1.00	7,590.00	7,590.00

NEXT YEAR BUDGET DETAIL REPORT

PROJECTION: 2024 FY2024 BUDGET

ACCOUNTS FOR: GENERAL FUND		VENDOR	QUANTITY	UNIT COST	2024 MGR REVIEW
30521	**UNIFORMS**				
01521	30521 - UNIFORMS				19,000.00 *
	ROAD PATROL UNIFORMS, ROAD PATROL ACCESSORIES (HATS, TIES, RAIN COATS, REPLACE SHOES, BELTS & LEATHER GEAR, NAME PLATES, BADGES, COLLAR BRASS), VESTS, CROSSING GUARD SHIRTS, BICYLE PATROL UNIFORMS		1.00	19,000.00	19,000.00
30522	**FUEL**				
01521	30522 - FUEL				113,840.00 *
	MONTHLY AVERAGE OF 2580 GALLONS @ PREDICTED $3.35 PER GALLON x 21 VEHICLES		1.00	101,840.00	101,840.00 A
	EXTRA - INCREASING THE FLEET BY UP TO 2 CARS.		1.00	12,000.00	12,000.00
30524	**PROMOTIONAL**				
01521	30524 - PROMOTIONAL				2,000.00 *
	CRIME WATCH, SCHOOL PROGRAMS, CITY EVENT ITEMS		1.00	2,000.00	2,000.00
30540	**PROFESSIONAL BOOKS**				
01521	30540 - PROFESSIONAL BOOKS				1,300.00 *
	LAW ENFORCEMENT HANDBOOKS 20 @ $65		20.00	65.00	1,300.00
30542	**TRAINING & EDUCATION**				
01521	30542 - TRAINING & EDUCATION				12,000.00 *
	TRAINING CONFERENCES, TRAINING FEES, WEB SEMINARS & TRANING MATERIALS (AMMUNITION, TASER CARTRIDGES)		1.00	12,000.00	12,000.00 A

NEXT YEAR BUDGET DETAIL REPORT

PROJECTION: 2024 FY2024 BUDGET

ACCOUNTS FOR: GENERAL FUND		VENDOR	QUANTITY	UNIT COST	2024 MGR REVIEW
30543	2ND DOLLAR TNG/POLICE ED FUND				
01521	30543 - 2ND DOLLAR TNG/POLICE ED FUND				1,500.00 *
	AMMUNITION - TRAINING, TASER CARTRIDGE & SUPPLIES		1.00	1,500.00	1,500.00
30544	MEMBERSHIPS				
01521	30544 - MEMBERSHIPS				720.00 *
	FLORIDA POLICE CHIEFS ASSOCIATION FPCACHIEF= $210, LT= $135		1.00	345.00	345.00
	WEST CENTRAL FL POLICE CHIEFASSOCIATION		2.00	30.00	60.00
	NNDDA SOUTH COAST K-9 ASSOC1 X $175		1.00	175.00	175.00
	AMAZON PRIME		1.00	140.00	140.00
TOTAL OPERATING EXPENSES					427,425.00
60	CAPITAL OUTLAY				
60640	EQUIPMENT PURCHASES				
01521	60640 - EQUIPMENT PURCHASES				77,160.00 *
	6TH PMT OF 10 TO LAKE COUNTY FOR RADIOS		1.00	20,998.00	20,998.00
	BODY CAM AXON YEAR 2 - 32,000 (2023 ORDER) BODY CAM AXON YEAR 1 - 3,662 (2024 ORDER)		1.00	35,662.00	35,662.00
	TASERS		2.00	1,750.00	3,500.00
	ROAD PATROL LAPTOP		2.00	1,500.00	3,000.00
	1 MP15 LONG RIFLE		1.00	800.00	800.00
	1 LIDAR PRO LASER		1.00	2,700.00	2,700.00
	PRO VISION DASH CAMERAS		3.00	3,500.00	10,500.00 A

NEXT YEAR BUDGET DETAIL REPORT

PROJECTION: 2024 FY2024 BUDGET

ACCOUNTS FOR: GENERAL FUND		VENDOR	QUANTITY	UNIT COST	2024 MGR REVIEW	
60643	EQUIP PURCH NONREPAIRABLE					
01521	60643 - EQUIP PURCHASE NON REPAIRABLE				3,490.00	*
	MESSAGE BOARD UPGRADE		2.00	495.00	990.00	
	MISC EQUIP NON REPAIRABLE		1.00	2,500.00	2,500.00	
60649	EQUIPMENT - VEHICLES					
01521	60649 - EQUIPMENT - VEHICLES				102,350.00	*
	ROAD PATROL VEHICLES		2.00	39,000.00	78,000.00	A
	POLICE PATROL UPFITTING		2.00	12,175.00	24,350.00	A
	POLICE K9 UPFITTING		.00	17,080.00	.00	A
	TOTAL CAPITAL OUTLAY				183,000.00	
90	NON-OPERATING					
90990	CONTINGENCY FUND					
01521	90990 - CONTINGENCY LAW ENF				500.00	*
	ADDITIONAL MISC		1.00	500.00	500.00	
	TOTAL NON-OPERATING				500.00	
	TOTAL LAW ENFORCEMENT				3,382,221.38	

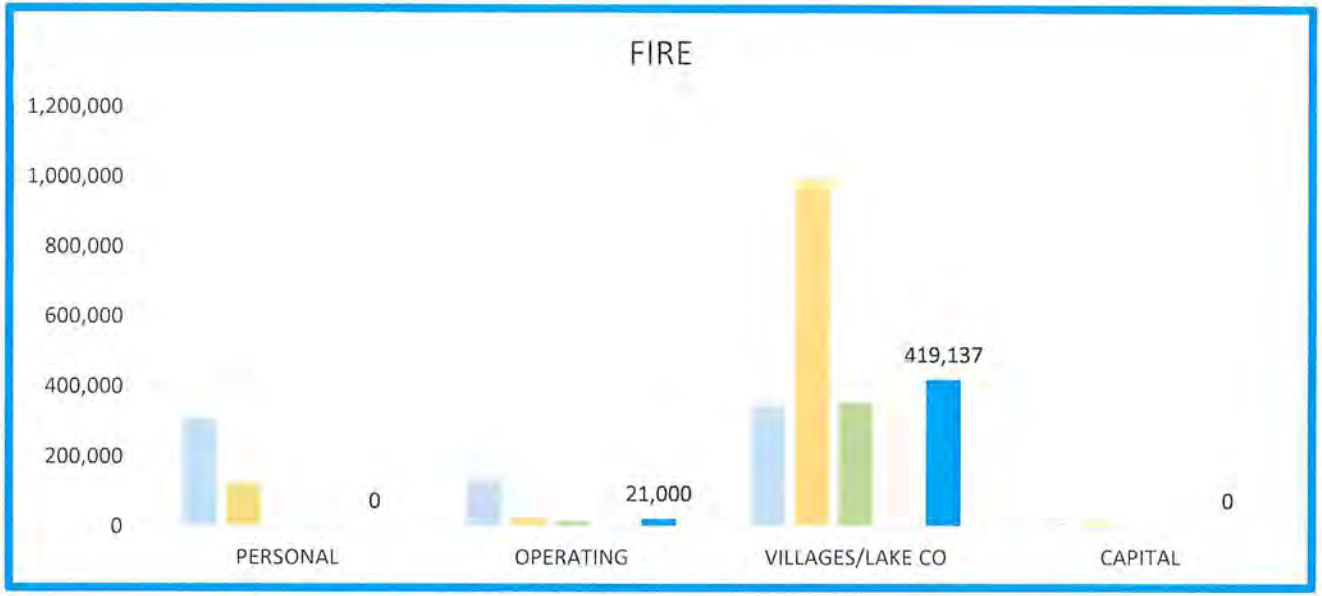

	PERSONAL	OPERATING	VILLAGES/LAKE CO	CAPITAL	TOTAL
FY2020	308,520	138,594	345,383	9,241	801,738
FY2021	120,083	29,293	992,996	8,959	1,151,331
FY2022	0	15,000	355,276	0	370,276
FY2023	0	21,000	399,558	0	420,558
FY2024	0	21,000	419,137	0	440,137

CHANGE	PERSONAL	OPERATING	VILLAGES/LAKE CO	CAPITAL	TOTAL
FM FY2020	-188,437	-109,301	647,613	-282	349,593
FM FY2021	-120,083	-14,293	-637,720	-8,959	-781,055
FM FY2022	0	6,000	44,282	0	50,282
FM FY2023	0	0	19,579	0	19,579

808jmich |NEXT YEAR / CURRENT YEAR BUDGET ANALYSIS
PROJECTION: FY2024 BUDGET

	ACCOUNTS FOR:	2022	2023 REVISED	2024	CHANGE	
FIRE CONTROL		ACTUAL	BUD	PROPOSED	FM FY2023	
30340	CONTRACTUAL SERVICES	0	6,000	6,000	0	
30345	CONTRACTUAL VILLAGES	366,366	399,558	419,137	19,579	5%
30464	FACILITIES REPAIRS/MAI	5,269	15,000	15,000	0	0%
	FIRE CONTROL	371,635	420,558	440,137	19,579	5%

411,425

NEXT YEAR / CURRENT YEAR BUDGET ANALYSIS

PROJECTION: 2024 FY2024 BUDGET FOR PERIOD 99

ACCOUNTS FOR: GENERAL FUND			2022 ACTUAL	2023 ORIG BUD	2023 REVISED BUD	2023 ACTUAL	2023 PROJECTION	2024 MGR REVIEW	PCT CHANGE
01522	FIRE CONTROL								
30	OPERATING EXPENSES								
01522	30340	CONTRACTUA	.00	6,000.00	6,000.00	.00	.00	6,000.00	.0%
01522	30345	CTR VILLG	366,365.52	399,558.00	399,558.00	266,370.24	.00	419,137.00	.0%
01522	30464	FACILITIES	5,269.35	15,000.00	15,000.00	16.99	.00	15,000.00	.0%
TOTAL OPERATING EXPENSES			371,634.87	420,558.00	420,558.00	266,387.23	.00	440,137.00	.0%
TOTAL FIRE CONTROL			371,634.87	420,558.00	420,558.00	266,387.23	.00	440,137.00	.0%

NEXT YEAR BUDGET DETAIL REPORT

PROJECTION: 2024 FY2024 BUDGET

ACCOUNTS FOR: GENERAL FUND		VENDOR	QUANTITY	UNIT COST	2024 MGR REVIEW
01522	FIRE CONTROL				
30	OPERATING EXPENSES				
30340	CONTRACTUAL SERVICES				
01522	30340 - CONTRACTUAL SERVICES				6,000.00 *
	FIRE ASSESSMENT GSG		1.00	6,000.00	6,000.00
30345	CONTRACTUAL VILLAGES				
01522	30345 - CONTRACTUAL VILLAGES				419,137.00 *
	FY2023 BASE ASSESSMENT 399,558 x 1.049 REVENUE 01001-34222		1.00	419,137.00	419,137.00
30464	FACILITIES REPAIRS/MAINT				
01522	30464 - FACILITIES REPAIRS/MAINT				15,000.00 *
	MISC MAINT		1.00	15,000.00	15,000.00
	TOTAL OPERATING EXPENSES				440,137.00
	TOTAL FIRE CONTROL				440,137.00

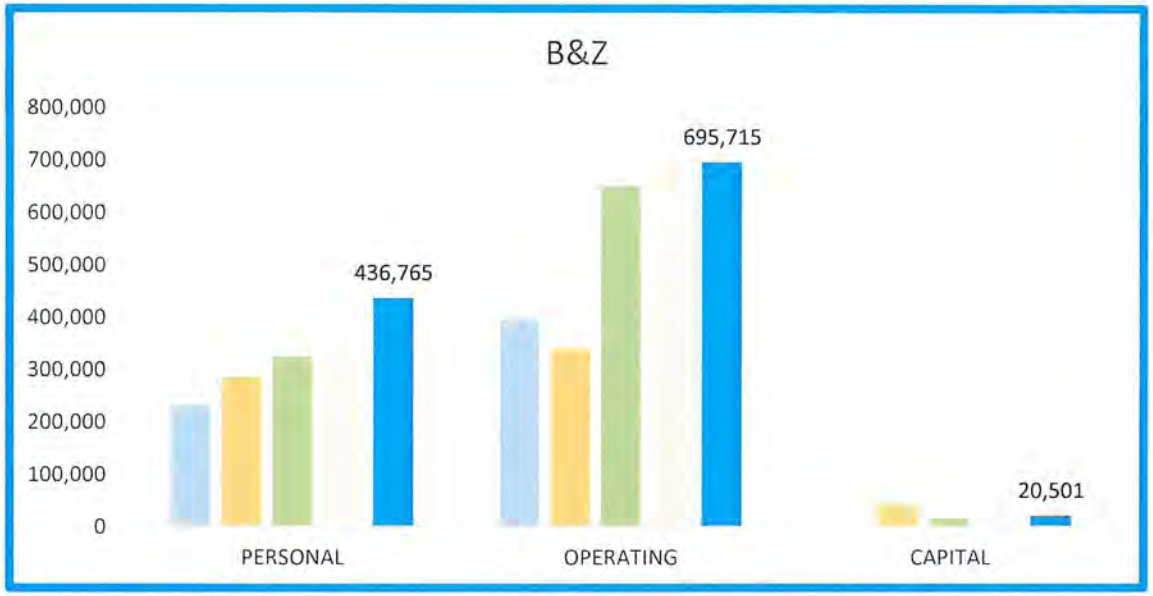

	PERSONAL	OPERATING	CAPITAL	TOTAL
FY2020	232,560	396,064	221	628,845
FY2021	284,968	339,538	43,711	668,217
FY2022	324,515	651,172	15,221	990,908
FY2023	366,785	694,397	20,501	1,081,683
FY2024	436,765	695,715	20,501	1,152,981

CHANGE	PERSONAL	OPERATING	CAPITAL	TOTAL
FM FY2020	52,408	-56,526	43,490	39,372
FM FY2021	272,107	707,698	-28,269	951,536
FM FY2022	42,270	43,225	5,280	90,775
FM FY2023	69,980	1,318	0	71,298

808jmich |NEXT YEAR / CURRENT YEAR BUDGET ANALYSIS
PROJECTION: FY2024 BUDGET

ACCOUNTS FOR: BUILDING & ZONING		2022 ACTUAL	2023 REVISED BUD	2024 PROPOSED	CHANGE FM FY2023	
1524	BUILDING & ZONING					
10110	SALARY	39434.88	76,353	75,262	-1,091	-1%
10111	BONUS	280	881	868	-13	-1%
10120	WAGES	177,058	187,746	234,104	46,358	25%
10121	BONUS	2,019	1,961	2,482	521	27%
10140	OVERTIME	156	0	0	0	0%
10159	PHONE ALLOWANCE		612	612	0	100%
10210	FICA	15,723	20,421	23,923	3,502	17%
10220	RETIREMENT	24,111	31,454	41,981	10,527	33%
10230	HEALTH INSURANCE	33,525	39,140	51,667	12,527	32%
10232	HEALTH DEPENDENTS		6,012	3,096	-2,916	-49%
10233	LIFE INSURANCE	468	540	648	108	20%
10236	DENTAL INSURANCE	1,067	1,174	1,548	374	32%
10240	WORKERS COMPENSATION	402	491	574	83	17%
	PERSONAL SERVICES	294,244	366,785	436,765	69,980	19%
30311	ENGINEERING FEES	8,210	120,000	120,000	0	0%
30312	PLANNING FEES	83,942	251,100	251,100	0	0%
30340	CONTRACTUAL SERVICES	163,854	227,997	227,997	0	0%
30342	VACANT PROPERTY EXPENS	0	0	0	0	0%
30400	TRAVEL/PER DIEM	0	4,400	4,400	0	0%
30410	COMMUNICATIONS	2,624	3,504	2,904	-600	-17%
30420	POSTAGE	2,988	13,000	13,000	0	0%
30450	INSURANCE	1,296	8,195	10,113	1,918	23%
30462	VEHICLE REPAIRS		2,266	2,266	0	0%
30463	EQUIPMENT REPAIRS/MAIN	1,540	5,000	5,000	0	0%
30465	SERVICE CONTRACT		4,500	4,500	0	0%
30470	PRINTING & COPYING		5,500	5,500	0	0%
30492	LEGAL FEES	8,099	12,000	12,000	0	0%
30497	RECORDING FEES	2,183	10,000	10,000	0	0%
30510	OFFICE SUPPLIES	2,934	5,000	5,000	0	0%
30520	SUPPLIES	526	2,500	2,500	0	0%
30522	FUEL	883	2,000	2,000	0	0%
30540	PROFESSIONAL BOOKS	136	2,500	2,500	0	0%
30542	TRAINING & EDUCATION	2,414	13,000	13,000	0	0%
30544	MEMBERSHIPS	309	1,935	1,935	0	0%
	OPERATING EXPENSES	281,937	694,397	695,715	1,318	0%
60630	IMPROVEMENTS	0	15,000	15,000	0	0%
60640	EQUIPMENT PURCHASES	2,071	5,501	5,501	0	0%
	CAPITAL OUTLAY	2,071	20,501	20,501	0	0%
	BUILDING & ZONING	**578,251**	**1,081,683**	**1,152,981**	**71,298**	7%

NEXT YEAR / CURRENT YEAR BUDGET ANALYSIS

PROJECTION: 2024 FY2024 BUDGET FOR PERIOD 99

ACCOUNTS FOR: GENERAL FUND			2022 ACTUAL	2023 ORIG BUD	2023 REVISED BUD	2023 ACTUAL	2023 PROJECTION	2024 MGR REVIEW	PCT CHANGE
01524	BUILDING & ZONING								
10	PERSONAL SERVICES								
01524	10110	SALARY	39,434.88	76,352.64	76,352.64	.00	67,721.26	75,261.89	11.1%
01524	10111	BONUS	279.68	881.00	881.00	.00	781.00	868.00	11.1%
01524	10120	WAGES	177,058.46	187,746.00	187,746.00	170,836.66	69,138.99	234,103.77	238.6%
01524	10121	BONUS	2,019.36	1,961.00	1,961.00	2,173.68	798.00	2,482.00	211.0%
01524	10140	OVERTIME	156.09	.00	.00	1,316.63	.00	.00	.0%
01524	10159	PHONE ALLO	.00	612.00	612.00	.00	612.00	612.00	.0%
01524	10210	FICA	15,722.72	20,421.00	20,421.00	12,801.98	11,173.00	23,923.00	114.1%
01524	10220	RETIREMENT	24,110.65	31,454.00	31,454.00	20,694.70	7,616.71	41,981.00	451.2%
01524	10230	HEALTH INS	33,525.00	39,140.00	39,140.00	31,415.78	23,493.60	51,666.90	119.9%
01524	10232	HLTH DEP	.00	6,012.00	6,012.00	.00	.00	3,096.00	.0%
01524	10233	LIFE INS	468.00	540.00	540.00	726.60	268.20	648.00	141.6%
01524	10236	DENTAL INS	1,066.86	1,174.30	1,174.30	771.35	1,001.16	1,548.36	54.7%
01524	10240	WORKERS CO	402.08	491.00	491.00	3,712.64	346.00	574.00	65.9%
TOTAL PERSONAL SERVICES			294,243.78	366,784.94	366,784.94	244,450.02	182,949.92	436,764.92	138.7%
30	OPERATING EXPENSES								
01524	30311	ENGINEERIN	8,210.00	120,000.00	120,000.00	3,923.75	12,000.00	120,000.00	900.0%
01524	30312	PLANNING F	83,941.84	251,100.00	251,100.00	131,375.67	.00	251,100.00	.0%
01524	30340	CONTRACTUA	163,854.12	227,997.00	227,997.00	105,751.98	1,005,733.80	227,997.00	-77.3%
01524	30342	VAC PROP	.00	.00	.00	140.54	.00	.00	.0%

NEXT YEAR / CURRENT YEAR BUDGET ANALYSIS

PROJECTION: 2024 FY2024 BUDGET FOR PERIOD 99

ACCOUNTS FOR: GENERAL	FUND		2022 ACTUAL	2023 ORIG BUD	2023 REVISED BUD	2023 ACTUAL	2023 PROJECTION	2024 MGR REVIEW	PCT CHANGE
01524	30400	TRAVEL/PER	.00	4,400.00	4,400.00	163.51	400.00	4,400.00	1000.0%
01524	30410	COMMUNICAT	2,624.02	3,504.00	3,504.00	1,994.75	.00	2,904.00	.0%
01524	30420	POSTAGE	2,987.76	13,000.00	13,000.00	4,949.08	.00	13,000.00	.0%
01524	30450	INSURANCE	1,295.60	8,195.00	8,195.00	14,919.76	2,464.00	10,113.00	310.4%
01524	30462	VEHICLE RE	.00	2,266.00	2,266.00	42.05	.00	2,266.00	.0%
01524	30463	EQUIPMENT	1,540.00	5,000.00	5,000.00	89.99	3,000.00	5,000.00	66.7%
01524	30465	SERVICE CO	.00	4,500.00	4,500.00	.00	.00	4,500.00	.0%
01524	30470	PRINTING &	.00	5,500.00	5,500.00	.00	2,500.00	5,500.00	120.0%
01524	30492	LEGAL ADVE	8,098.92	12,000.00	12,000.00	6,235.08	.00	12,000.00	.0%
01524	30497	RECORD/FIL	2,182.72	10,000.00	10,000.00	1,344.50	.00	10,000.00	.0%
01524	30510	OFFICE SUP	2,933.56	5,000.00	5,000.00	851.38	1,200.00	5,000.00	316.7%
01524	30520	SUPPLIES	526.23	2,500.00	2,500.00	49.99	500.00	2,500.00	400.0%
01524	30521	UNIFORMS	.00	.00	.00	122.98	.00	.00	.0%
01524	30522	FUEL	882.87	2,000.00	2,000.00	458.92	.00	2,000.00	.0%
01524	30540	PROFESSION	136.00	2,500.00	2,500.00	.00	2,500.00	2,500.00	.0%
01524	30542	TRAINING &	2,414.00	13,000.00	13,000.00	3,601.14	200.00	13,000.00	6400.0%
01524	30544	MEMBERSHIP	309.02	1,935.00	1,935.00	.00	.00	1,935.00	.0%
01524	30545	TUITION RE	.00	.00	.00	224.95	.00	.00	.0%
TOTAL OPERATING EXPENSES			281,936.66	694,397.00	694,397.00	276,240.02	1,030,497.80	695,715.00	-32.5%
60	CAPITAL OUTLAY								
01524	60630	IMPROVEMEN	.00	15,000.00	15,000.00	4,902.45	12,000.00	15,000.00	25.0%
01524	60640	EQUIPMENT	2,070.64	5,501.00	5,501.00	1,232.58	.00	5,501.00	.0%

CITY OF FRUITLAND PARK

NEXT YEAR / CURRENT YEAR BUDGET ANALYSIS

PROJECTION: 2024 FY2024 BUDGET FOR PERIOD 99

ACCOUNTS FOR: GENERAL FUND	2022 ACTUAL	2023 ORIG BUD	2023 REVISED BUD	2023 ACTUAL	2023 PROJECTION	2024 MGR REVIEW	PCT CHANGE
TOTAL CAPITAL OUTLAY	2,070.64	20,501.00	20,501.00	6,135.03	12,000.00	20,501.00	70.8%
TOTAL BUILDING & ZONING	578,251.08	1,081,682.94	1,081,682.94	526,825.07	1,225,447.72	1,152,980.92	-5.9%

NEXT YEAR BUDGET DETAIL REPORT

PROJECTION: 2024 FY2024 BUDGET

ACCOUNTS FOR: GENERAL FUND		VENDOR	QUANTITY	UNIT COST	2024 MGR REVIEW
01524	BUILDING & ZONING				
10	PERSONAL SERVICES				
10110	SALARY				
01524	10110 - SALARY				75,261.89 *
	COMM DEV DIR (VACANT)		1.00	75,261.89	75,261.89
	$36.18/HR X 2080 HOURS				
10111	BONUS				
01524	10111 - BONUS				868.00 *
	X-MAS BONUS 3 X 8 HOUR DAY		1.00	868.00	868.00
10120	WAGES				
01524	10120 - WAGES				234,103.77 *
	ASSIST TO DIRECTOR (SWilliams)		1.00	53,647.78	53,647.78
	$25.79/HR X 2080 HOURS				
	SENIOR PERMIT TECH (KFielder)		1.00	45,251.86	45,251.86
	$21.76/HR X 2080 HOURS				
			1.00	53,820.00	53,820.00
			1.00	38,319.84	38,319.84
			1.00	35,585.78	35,585.78
			1.00	4,532.51	4,532.51
			1.00	2,946.00	2,946.00
	2 WEEKS PTO SELL BACK				
10121	BONUS				
01524	10121 - BONUS				2,482.00 *
	X-MAS BONUS 3 X 8 HOUR DAYS		1.00	2,482.00	2,482.00

NEXT YEAR BUDGET DETAIL REPORT

PROJECTION: 2024 FY2024 BUDGET

ACCOUNTS FOR: GENERAL FUND		VENDOR	QUANTITY	UNIT COST	2024 MGR REVIEW
10159	**PHONE ALLOWANCE**				
01524	10159 - PHONE ALLOWANCE				612.00 *
	$51/MTH X 12 = $612/YR COMM DEV DIR		12.00	51.00	612.00
10210	**FICA**				
01524	10210 - FICA				23,923.00 *
	WAGES X .0765		1.00	23,923.00	23,923.00
10220	**RETIREMENT**				
01524	10220 - RETIREMENT				41,981.00 *
	WAGES X .1357 FRS		1.00	41,981.00	41,981.00 A
10230	**HEALTH INSURANCE**				
01524	10230 - HEALTH INSURANCE				51,666.90 *
	6 FT X $717.60/MTH X 12 = $8611.15/YR		6.00	8,611.15	51,666.90
10232	**HEALTH INS DEPENDENTS**				
01524	10232 - HEALTH INS DEPENDENTS				3,096.00 *
			1.00	3,096.00	3,096.00
10233	**LIFE INSURANCE**				
01524	10233 - LIFE INSURANCE				648.00 *
	6 FT X $9.00/MTH X 12 = $108/YR		6.00	108.00	648.00

NEXT YEAR BUDGET DETAIL REPORT

PROJECTION: 2024 FY2024 BUDGET

ACCOUNTS FOR: GENERAL FUND		VENDOR	QUANTITY	UNIT COST	2024 MGR REVIEW
10236	DENTAL INSURANCE				
01524	10236 - DENTAL INSURANCE				1,548.36 *
	6 FT X $21.51/MTH X 12 = $258.06		6.00	258.06	1,548.36
10240	WORKERS COMPENSATION				
01524	10240 - WORKERS COMPENSATION				574.00 *
	WAGES X RISK CODE		1.00	574.00	574.00
	TOTAL PERSONAL SERVICES				436,764.92
30	OPERATING EXPENSES				
30311	ENGINEERING FEES				
01524	30311 - ENGINEERING FEES				120,000.00 *
	ENGINEERING HALFF		12.00	10,000.00	120,000.00
30312	PLANNING FEES				
01524	30312 - PLANNING FEES				251,100.00 *
	LPG		12.00	20,925.00	251,100.00
30340	CONTRACTUAL SERVICES				
01524	30340 - CONTRACTUAL SERVICES				227,997.00 *
	FIRE INSPECTOR (ANNUAL FEE)		300.00	50.00	15,000.00
	US BANK 3051 CI COPIER		12.00	570.00	6,840.00
	BUILDING OFFICIAL BASED ON REVENUE 32200 PERMIT A 50-60%		.60	240,000.00	144,000.00
	BASED ON PLANS REVIEW FEES REVENUE 34132		.50	8,032.00	4,016.00
	BUILDING OFFICIAL BASED ON REVENUE 32201 PERMIT B 50%		.50	6,000.00	3,000.00
	TRAK IT ANNUAL MAINT FEE		1.00	7,500.00	7,500.00

NEXT YEAR BUDGET DETAIL REPORT

PROJECTION: 2024 FY2024 BUDGET

ACCOUNTS FOR: GENERAL FUND		VENDOR	QUANTITY	UNIT COST	2024 MGR REVIEW
	MMD		1.00	2,000.00	2,000.00
	MUNIS ASP (APPLICATION SERVICE PROVIDER) ANNUAL RECURRING COST PJT ACCTNG (ESCROW) & GEN BILLING DEVPMT		1.00	5,766.00	5,766.00
	CODE ENF MAGISTRATE ASHLEY HUNT		1.00	15,000.00	15,000.00
	IT WARRANTY		1.00	15,000.00	15,000.00
	OFFICE WATER COOLER		12.00	100.00	1,200.00
	LAKE 100 PLANNING BASED ON $1 POPULATION		1.00	8,675.00	8,675.00
30400	TRAVEL/PER DIEM				
01524	30400 - TRAVEL/PER DIEM				4,400.00 *
	MILEAGE		1.00	4,400.00	4,400.00
30410	COMMUNICATIONS				
01524	30410 - COMMUNICATIONS				2,904.00 *
	VERIZON - 4 PHONES/4 LAPTOPS		12.00	200.00	2,400.00
	SUMMIT FAX		12.00	42.00	504.00
30420	POSTAGE				
01524	30420 - POSTAGE				13,000.00 *
	NOTICES-SURROUNDING PROPERTY CODE ENFORCEMENT NOTICES MISC DEPT MAILINGS		1.00	13,000.00	13,000.00

NEXT YEAR BUDGET DETAIL REPORT

PROJECTION: 2024 FY2024 BUDGET

ACCOUNTS FOR: GENERAL FUND		VENDOR	QUANTITY	UNIT COST	2024 MGR REVIEW
30450	INSURANCE				
01524	30450 - INSURANCE				10,113.00 *
	LIABILITY/PROPERTY/PUBLICOFFICIALS		1.00	10,113.00	10,113.00
30462	VEHICLE REPAIRS/MAINT				
01524	30462 - VEHICLE REPAIRS/MAINT				2,266.00 *
	CHEVY SILVERADO 1500		1.00	2,266.00	2,266.00
30463	EQUIPMENT REPAIRS/MAINT				
01524	30463 - EQUIPMENT REPAIRS/MAINT				5,000.00 *
	PRINTERS, COPIER, COMPUTER		1.00	5,000.00	5,000.00
30465	SERVICE CONTRACTS				
01524	30465 - SERVICE CONTRACTS				4,500.00 *
	COPIER DOCUMENTS		12.00	375.00	4,500.00
30470	PRINTING & COPYING				
01524	30470 - PRINTING & COPYING				5,500.00 *
	DEPT FORMS, MISC FORMS/MAPS		1.00	5,500.00	5,500.00
30492	LEGAL ADVERTISING				
01524	30492 - LEGAL ADVERTISING				12,000.00 *
			1.00	12,000.00	12,000.00

NEXT YEAR BUDGET DETAIL REPORT

PROJECTION: 2024 FY2024 BUDGET

ACCOUNTS FOR: GENERAL FUND		VENDOR	QUANTITY	UNIT COST	2024 MGR REVIEW
30497	RECORDING/FILING FEES				
01524	30497 - RECORDING/FILING FEES				10,000.00 *
	DEVELOPMENT PROJECTS RECORDING FEES & SPECIAL MAGISTRATE RECORDING		4.00	2,500.00	10,000.00
30510	OFFICE SUPPLIES				
01524	30510 - OFFICE SUPPLIES				5,000.00 *
	GENERAL OPERATING OFFICE SUPPLIES		1.00	5,000.00	5,000.00
30520	SUPPLIES				
01524	30520 - SUPPLIES				2,500.00 *
	OTHER THAN OFFICE SUPPLIES		1.00	2,000.00	2,000.00
	CODE ENFORCEMENT OFFICER UNIFORMS		1.00	500.00	500.00
30522	FUEL				
01524	30522 - FUEL				2,000.00 *
	2021 CHEVY SILVERADO		1.00	2,000.00	2,000.00
30540	PROFESSIONAL BOOKS				
01524	30540 - PROFESSIONAL BOOKS				2,500.00 *
	NFPA CODES		1.00	2,000.00	2,000.00
	FLA BUILDING		1.00	500.00	500.00

NEXT YEAR BUDGET DETAIL REPORT

PROJECTION: 2024 FY2024 BUDGET

ACCOUNTS FOR: GENERAL FUND		VENDOR	QUANTITY	UNIT COST	2024 MGR REVIEW
30542	TRAINING & EDUCATION				
01524	30542 - TRAINING & EDUCATION				13,000.00 *
	DIRECTOR, ADMIN ASST. PERMIT TECH, CODE ENF, OFFICE ASST		5.00	2,600.00	13,000.00
30544	MEMBERSHIPS				
01524	30544 - MEMBERSHIPS				1,935.00 *
	NOTARY		5.00	360.00	1,800.00
	INTERNATIONAL CODE COUNCIL		1.00	135.00	135.00
	TOTAL OPERATING EXPENSES				695,715.00
60	CAPITAL OUTLAY				
60630	IMPROVEMENTS				
01524	60630 - IMPROVEMENTS				15,000.00 *
	RENOVATE PD		1.00	15,000.00	15,000.00
60640	EQUIPMENT PURCHASES				
01524	60640 - EQUIPMENT PURCHASES				5,501.00 *
	5TH OF 10 PMTS TO LAKE COUNTYFOR RADIO		1.00	197.00	197.00
	2 ADDTL LAPTOPS		2.00	2,652.00	5,304.00
	TOTAL CAPITAL OUTLAY				20,501.00
	TOTAL BUILDING & ZONING				1,152,980.92

	PERSONAL	OPERATING	CAPITAL	TOTAL
FY2020	0	500,662	0	500,662
FY2021	0	540,448	0	540,448
FY2022	0	527,695	0	527,695
FY2023	0	804,000	0	804,000
FY2024	0	688,000	0	688,000

CHANGE	PERSONAL	OPERATING	CAPITAL	TOTAL
FM FY2020	0	39,786	0	39,786
FM FY2021	0	-12,753	0	-12,753
FM FY2022	0	276,305	0	276,305
FM FY2023	0	-116,000	0	-116,000

808jmich |NEXT YEAR / CURRENT YEAR BUDGET ANALYSIS
PROJECTION: FY2024 BUDGET

SOLID WASTE	ACCOUNTS FOR:	2022 ACTUAL	2023 REVISED BUD	2024 PROPOSED	CHANGE FM FY2023	
1534	**SOLID WASTE**					
30434	SOLID WASTE COLLECTION	419,805	576,000	460,000	-116,000	-20%
30435	SOLID WASTE DISPOSAL	249,254	228,000	228,000	0	0%
30436	YARDWASTE COLLECTION	14,060			0	0%
30437	YARDWASTE DISPOSAL	4,775			0	0%
30438	RECYCLE	18,774			0	0%
	OPERATING EXPENSES	706,670	804,000	688,000	-116,000	-14%
	SOLID WASTE	**706,670**	**804,000**	**688,000**	**-116,000**	-14%

NEXT YEAR / CURRENT YEAR BUDGET ANALYSIS

PROJECTION: 2024 FY2024 BUDGET FOR PERIOD 99

ACCOUNTS FOR: GENERAL FUND			2022 ACTUAL	2023 ORIG BUD	2023 REVISED BUD	2023 ACTUAL	2023 PROJECTION	2024 MGR REVIEW	PCT CHANGE
01534	SOLID WASTE								
30	OPERATING EXPENSES								
01534	30434	SW COLLECT	419,805.21	576,000.00	576,000.00	482,527.94	216,000.00	460,000.00	113.0%
01534	30435	SW DISPOSA	249,254.46	228,000.00	228,000.00	97,856.09	186,000.00	228,000.00	22.6%
01534	30436	YW COLLECT	14,060.37	.00	.00	.00	31,200.00	.00	-100.0%
01534	30437	YDWST DISP	4,775.26	.00	.00	.00	11,400.00	.00	-100.0%
01534	30438	RECYCLE	18,774.35	.00	.00	.00	40,800.00	.00	-100.0%
TOTAL OPERATING EXPENSES			706,669.65	804,000.00	804,000.00	580,384.03	485,400.00	688,000.00	41.7%
TOTAL SOLID WASTE			706,669.65	804,000.00	804,000.00	580,384.03	485,400.00	688,000.00	41.7%

NEXT YEAR BUDGET DETAIL REPORT

PROJECTION: 2024 FY2024 BUDGET

ACCOUNTS FOR: GENERAL FUND		VENDOR	QUANTITY	UNIT COST	2024 MGR REVIEW
01534	SOLID WASTE				
30	OPERATING EXPENSES				
30434	SOLID WASTE COLLECTION				
01534	30434 - SOLID WASTE COLLECTION				460,000.00 *
	1920 CUSTOMER REVENUE 01001-34340		1.00	460,000.00	460,000.00
30435	SOLID WASTE DISPOSAL				
01534	30435 - SOLID WASTE DISPOSAL				228,000.00 *
	REVENUE 01001-34341		1.00	228,000.00	228,000.00
	TOTAL OPERATING EXPENSES				688,000.00
	TOTAL SOLID WASTE				688,000.00

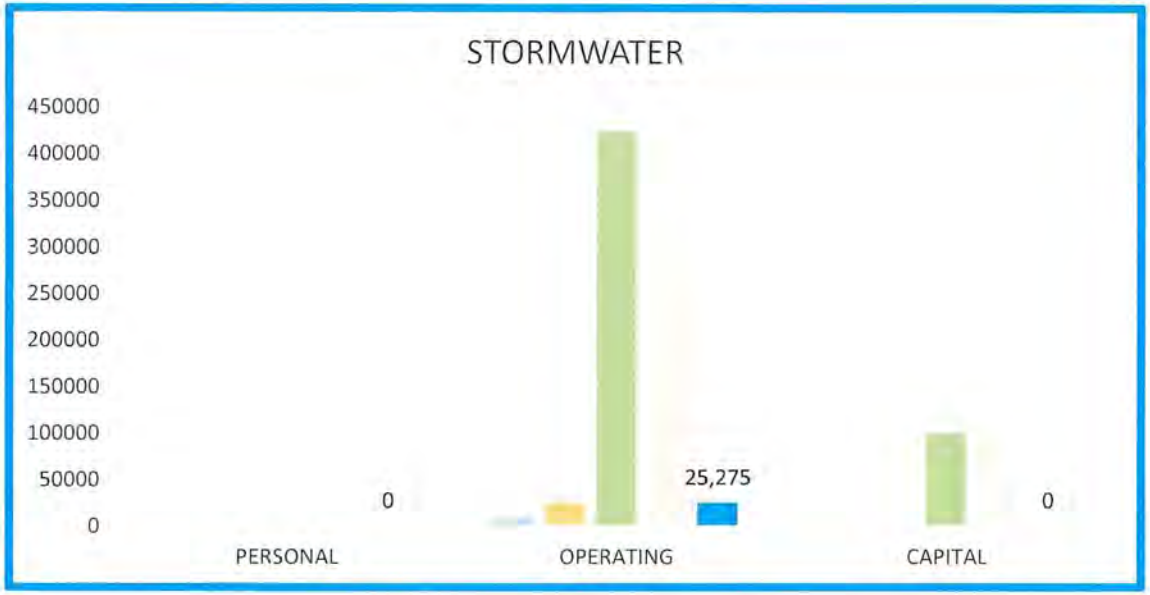

	PERSONAL	OPERATING	CAPITAL	TOTAL
FY2020	0	10,055	0	10,055
FY2021	0	25,500	0	25,500
FY2022	0	424,275	100,000	524,275
FY2023	0	324,275	100,000	424,275
FY2024	0	25,275	0	25,275

CHANGE	PERSONAL	OPERATING	CAPITAL	TOTAL
FM FY2020	0	15,445	0	15,445
FM FY2021	0	398,775	100,000	498,775
FM FY2022	0	-100,000	0	-100,000
FM FY2023	0	-299,000	-100,000	-399,000

808jmich |NEXT YEAR / CURRENT YEAR BUDGET ANALYSIS
PROJECTION: FY2024 BUDGET

ACCOUNTS FOR: STORMWATER MANAGEMENT		2022 ACTUAL	2023 REVISED BUD	2024 PROPOSED	CHANGE FM FY2023	
1538	**STORMWATER MANAGEMENT**					
30311	ENGINEERING FEES	0	2,500	2,500	0	0%
30312	PLANNING FEES	0	500	500	0	0%
30316	GRANT PROGRAM	157,805	300,000	0	-300,000	-100%
30340	CONTRACTUAL SERVICES	9,000	9,000	10,000	1,000	11%
30400	TRAVEL/PER DIEM	0	250	250	0	0%
30467	SYSTEM REPAIRS	0	10,000	10,000	0	0%
30470	PRINTING & COPYING	0	200	200	0	0%
30780	ADVERTISING	0	200	200	0	0%
30510	OFFICE SUPPLIES	0	200	200	0	0%
30520	SUPPLIES	0	500	500	0	0%
30542	TRAINING & EDUCATION	0	500	500	0	0%
30544	MEMBERSHIPS	0	425	425	0	0%
	OPERATING EXPENSES	166,805	324,275	25,275	-299,000	-92%
[illegible]630	IMPROVEMENTS		100,000	0	-100,000	-100%
	CAPITAL OUTLAY	0	100,000	0	-100,000	-100%
	STORMWATER MANAGEMENT	**166,805**	**424,275**	**25,275**	**-399,000**	-94%

NEXT YEAR / CURRENT YEAR BUDGET ANALYSIS

PROJECTION: 2024 FY2024 BUDGET FOR PERIOD 99

ACCOUNTS FOR: GENERAL FUND			2022 ACTUAL	2023 ORIG BUD	2023 REVISED BUD	2023 ACTUAL	2023 PROJECTION	2024 MGR REVIEW	PCT CHANGE
01538	STORMWATER MANAGEMENT								
30	OPERATING EXPENSES								
01538	30311	ENGINEERIN	.00	2,500.00	2,500.00	.00	2,500.00	2,500.00	.0%
01538	30312	PLANNING F	.00	500.00	500.00	.00	500.00	500.00	.0%
01538	30316	GRNT LCWA	239,662.50	300,000.00	300,000.00	87,807.50	.00	.00	.0%
01538	30340	CONTRACTUA	9,000.00	9,000.00	9,000.00	4,500.00	7,500.00	10,000.00	33.3%
01538	30400	TRAVEL/PER	.00	250.00	250.00	.00	250.00	250.00	.0%
01538	30467	STMSYS RPR	.00	10,000.00	10,000.00	134.81	10,000.00	10,000.00	.0%
01538	30470	PRINTING &	.00	200.00	200.00	.00	200.00	200.00	.0%
01538	30480	ADVERTISIN	.00	200.00	200.00	.00	200.00	200.00	.0%
01538	30510	OFFICE SUP	.00	200.00	200.00	.00	100.00	200.00	100.0%
01538	30520	SUPPLIES	.00	500.00	500.00	.00	300.00	500.00	66.7%
01538	30542	TRAINING &	.00	500.00	500.00	.00	500.00	500.00	.0%
01538	30544	MEMBERSHIP	.00	425.00	425.00	.00	425.00	425.00	.0%
TOTAL OPERATING EXPENSES			248,662.50	324,275.00	324,275.00	92,442.31	22,475.00	25,275.00	12.5%
TOTAL STORMWATER MANAGEMENT			248,662.50	324,275.00	324,275.00	92,442.31	22,475.00	25,275.00	12.5%

NEXT YEAR BUDGET DETAIL REPORT

PROJECTION: 2024 FY2024 BUDGET

ACCOUNTS FOR: GENERAL FUND		VENDOR	QUANTITY	UNIT COST	2024 MGR REVIEW
01538	STORMWATER MANAGEMENT				
30	OPERATING EXPENSES				
30311	ENGINEERING FEES				
01538	30311 - ENGINEERING FEES				2,500.00 *
	STORMWATER ISSUES AND OTHER PROJECTS		1.00	2,500.00	2,500.00
30312	PLANNING FEES				
01538	30312 - PLANNING FEES				500.00 *
	MISC PLANNING FEES		1.00	500.00	500.00
30340	CONTRACTUAL SERVICES				
01538	30340 - CONTRACTUAL SERVICES				10,000.00 *
	NPDES CORRDINATOR FOR PERMITCOMPLIANCE		1.00	10,000.00	10,000.00
30400	TRAVEL/PER DIEM				
01538	30400 - TRAVEL/PER DIEM				250.00 *
	STORMWATER OPERATOR COURSE		1.00	250.00	250.00
30467	SYSTEM REPAIRS				
01538	30467 - STORMWATER SYSTEM REPAIRS				10,000.00 *
	MISC REPAIRS (WASH OUTS, ETC)		1.00	10,000.00	10,000.00
30470	PRINTING & COPYING				
01538	30470 - PRINTING & COPYING				200.00 *
	PUBLIC OUTREACH		1.00	200.00	200.00

NEXT YEAR BUDGET DETAIL REPORT

PROJECTION: 2024 FY2024 BUDGET

ACCOUNTS FOR: GENERAL FUND		VENDOR	QUANTITY	UNIT COST	2024 MGR REVIEW
30480	ADVERTISING				
01538	30480 - ADVERTISING				200.00 *
	ADVERTISING		1.00	200.00	200.00
30510	OFFICE SUPPLIES				
01538	30510 - OFFICE SUPPLIES				200.00 *
	MISCELLANEOUS SUPPLIES		1.00	200.00	200.00
30520	SUPPLIES				
01538	30520 - SUPPLIES				500.00 *
	LCWA GRANT FOR DISPLAY MATERIALS - REIMBURSABLE		1.00	500.00	500.00
30542	TRAINING & EDUCATION				
01538	30542 - TRAINING & EDUCATION				500.00 *
	STORMWATER OPERATOR COURSE		1.00	500.00	500.00
30544	MEMBERSHIPS				
01538	30544 - MEMBERSHIPS				425.00 *
	FLORIDA STORMWATER ASSOCIATION		1.00	425.00	425.00
	TOTAL OPERATING EXPENSES				25,275.00
	TOTAL STORMWATER MANAGEMENT				25,275.00

	PERSONAL	OPERATING	IRMA/INS CLAIM	CAPITAL	TOTAL
FY2020	125,289	155,538		43,126	323,953
FY2021	161,154	154,716		85,637	401,507
FY2022	313,825	229,898		178,016	721,739
FY2023	387,584	247,862		147,915	783,361
FY2024	511,766	293,386		147,915	953,067

CHANGE	PERSONAL	OPERATING	IRMA/INS CLAIM	CAPITAL	TOTAL
FM FY2020	35,865	-822	0	42,511	77,554
FM FY2021	152,671	75,182	0	92,379	320,232
FM FY2022	73,759	17,964	0	-30,101	61,622
FM FY2023	124,182	45,524	0	0	169,706

808jmich |NEXT YEAR / CURRENT YEAR BUDGET ANALYSIS
PROJECTION: FY2024 BUDGET

ACCOUNTS FOR: ROAD & STREET FACILITIES		2022 ACTUAL	2023 REVISED BUD	2024 PROPOSED	CHANGE FM FY2023	
1541	ROAD & STREET FACILITIES					
10110	SALARY	34,879	37,742	41,745	4,004	11%
10111	BONUS	395	436	482	47	11%
10120	WAGES	136,504	206,477	285,812	79,335	38%
10121	BONUS	742	2,382	3,257	875	37%
10140	OVERTIME	4,579	6,000	6,000	0	0%
10210	FICA	13,306	21,440	28,993	7,553	35%
10220	RETIREMENT	16,645	27,194	41,685	14,491	53%
10230	HEALTH INSURANCE	27,763	50,884	64,583	13,699	27%
1232	HEALTH DEPENDENTS		5,010	1,548	-3,462	-69%
10233	LIFE INSURANCE	487	702	810	108	15%
10236	DENTAL INSURANCE	1,056	1,527	1,935	409	27%
10240	WORKERS COMPENSATIOI	21,018	27,792	34,916	7,124	26%
	PERSONAL SERVICES	257,374	387,584	511,766	124,182	32%
30340	CONTRACTUAL SERVICES	4,899	19,200	15,200	-4,000	-21%
30400	TRAVEL/PER DIEM	20	950	950	0	0%
[illegible]410	COMMUNICATIONS	1,368	4,440	2,220	-2,220	-50%
[illegible]20	POSTAGE	4	10	10	0	0%
30430	ELECTRIC	68,839	72,000	96,000	24,000	33%
30431	WATER	1,179	2,160	2,160	0	0%
30440	RENTAL OF EQUIPMENT	1,768	2,000	2,000	0	0%
30450	INSURANCE	21,246	25,809	31,848	6,039	23%
30460	LIGHT REPAIRS	1,081	39,250	39,250	0	0%
30461	RADIO REPAIRS/MAINT	1,872	4,000	4,000	0	0%
30462	VEHICLE REPAIRS/MAINT	2,928	6,500	6,500	0	0%
30463	EQUIPMENT REPAIRS/MAI	3,916	6,000	9,000	3,000	50%
30464	FACILITIES REPAIRS/MAI	2,905	12,068	17,068	5,000	41%
30465	SERVICE CONTRACTS	10,554	3,600	3,600	0	0%
30490	MISC EXPENSE	2,112	9,000	12,500	3,500	39%
30510	OFFICE SUPPLIES	1,470	1,500	1,500	0	0%
30520	SUPPLIES	16,731	22,500	30,000	7,500	33%
30521	UNIFORMS	2,692	3,225	5,930	2,705	84%
30522	FUEL	9,906	12,000	12,000	0	0%
30542	TRAINING & EDUCATION	0	1,000	1,000	0	0%
30544	MEMBERSHIPS	232	650	650	0	0%
	OPERATING EXPENSES	155,720	247,862	293,386	45,524	18%
60631	STREETS & ROAD RESURFA	115,205	131,600	120,600	-11,000	-8%
60640	EQUIPMENT PURCHASES	46,498	16,315	13,315	-3,000	-18%
	CAPITAL OUTLAY	161,703	147,915	133,915	-14,000	-9%
	ROAD & STREET FACILITI	**574,797**	**783,361**	**939,067**	**155,706**	20%

NEXT YEAR / CURRENT YEAR BUDGET ANALYSIS

PROJECTION: 2024 FY2024 BUDGET FOR PERIOD 99

ACCOUNTS FOR: GENERAL FUND			2022 ACTUAL	2023 ORIG BUD	2023 REVISED BUD	2023 ACTUAL	2023 PROJECTION	2024 MGR REVIEW	PCT CHANGE
01541	ROAD & STREET FACILITIES								
10	PERSONAL SERVICES								
01541	10110	SALARY	34,879.25	37,741.50	37,741.50	29,959.24	31,964.50	41,745.00	30.6%
01541	10111	BONUS	394.92	435.50	435.50	435.48	737.50	482.00	-34.6%
01541	10120	WAGES	136,503.72	206,477.00	189,877.00	111,675.66	.00	285,812.00	.0%
01541	10121	BONUS	741.60	2,382.00	2,382.00	679.68	424.00	3,257.00	668.2%
01541	10140	OVERTIME	4,578.72	6,000.00	6,000.00	3,751.17	4,000.00	6,000.00	50.0%
01541	10210	FICA	13,306.44	21,440.00	21,440.00	10,916.37	8,506.00	28,993.00	240.9%
01541	10220	RETIREMENT	16,644.87	27,194.00	27,194.00	14,390.71	4,830.00	41,685.00	763.0%
01541	10230	HEALTH INS	27,762.96	50,883.63	50,883.63	24,065.19	15,662.40	64,582.50	312.3%
01541	10232	HLTH DEP	.00	5,010.00	5,010.00	.00	.00	1,548.00	.0%
01541	10233	LIFE INS	487.36	702.00	702.00	654.30	178.80	810.00	353.0%
01541	10236	DENTAL INS	1,055.68	1,526.59	1,526.59	532.50	667.44	1,935.45	190.0%
01541	10240	WORKERS CO	21,018.12	27,792.00	27,792.00	17,082.16	10,677.00	34,916.00	227.0%
TOTAL PERSONAL SERVICES			257,373.64	387,584.22	370,984.22	214,142.46	77,647.64	511,765.95	559.1%
30	OPERATING EXPENSES								
01541	30340	CONTRACTUA	4,898.92	19,200.00	19,200.00	7,049.71	.00	15,200.00	.0%
01541	30400	TRAVEL/PER	20.00	950.00	950.00	.00	350.00	950.00	171.4%
01541	30410	COMMUNICAT	1,367.79	4,440.00	4,440.00	1,103.88	1,152.00	2,220.00	92.7%
01541	30420	POSTAGE	3.74	10.00	10.00	.00	10.00	10.00	.0%
01541	30430	ELECTRIC	68,838.70	72,000.00	72,000.00	61,705.76	86,004.00	96,000.00	11.6%

NEXT YEAR / CURRENT YEAR BUDGET ANALYSIS

PROJECTION: 2024 FY2024 BUDGET FOR PERIOD 99

ACCOUNTS FOR:

GENERAL	FUND			2022 ACTUAL	2023 ORIG BUD	2023 REVISED BUD	2023 ACTUAL	2023 PROJECTION	2024 MGR REVIEW	PCT CHANGE
01541	30431		WATER	1,179.49	2,160.00	2,160.00	917.28	900.00	2,160.00	140.0%
01541	30440		RENTAL OF	1,767.99	2,000.00	2,000.00	.00	500.00	2,000.00	300.0%
01541	30450		INSURANCE	21,246.00	25,809.00	25,809.00	28,715.12	28,320.00	31,848.00	12.5%
01541	30460		LIGHTS R&M	1,080.61	39,250.00	39,250.00	22,609.97	8,000.00	39,250.00	390.6%
01541	30461		RADIO REPA	1,872.00	4,000.00	4,000.00	2,336.38	800.00	4,000.00	400.0%
01541	30462		VEHICLE RE	2,927.52	6,500.00	6,500.00	2,929.35	4,000.00	6,500.00	62.5%
01541	30463		EQUIPMENT	3,757.45	6,000.00	6,000.00	3,460.88	2,500.00	9,000.00	260.0%
01541	30463	IAN	EQUIPMENT	159.00	.00	.00	.00	.00	.00	.0%
01541	30464		FACILITIES	2,904.53	12,068.00	12,068.00	6,294.88	3,672.00	17,068.00	364.8%
01541	30465		SERVICE CO	1,053.94	3,600.00	3,600.00	2,765.36	.00	3,600.00	.0%
01541	30465	IAN	SERVICE CO	9,500.00	.00	.00	.00	.00	.00	.0%
01541	30490		MISC EXPEN	2,111.74	9,000.00	9,000.00	554.19	.00	12,500.00	.0%
01541	30510		OFFICE SUP	1,469.85	1,500.00	1,500.00	424.69	1,000.00	1,500.00	50.0%
01541	30520		SUPPLIES	13,597.47	22,500.00	22,500.00	8,743.57	6,000.00	30,000.00	400.0%
01541	30520	IAN	SUPPLIES	3,133.64	.00	.00	3,818.79	.00	.00	.0%
01541	30521		UNIFORMS	2,691.57	3,225.00	3,225.00	1,132.37	1,300.00	5,930.00	356.2%
01541	30522		FUEL	9,627.15	12,000.00	12,000.00	8,959.71	5,500.00	12,000.00	118.2%
01541	30522	IAN	FUEL	278.88	.00	.00	.00	.00	.00	.0%
01541	30542		TRAINING &	.00	1,000.00	1,000.00	495.00	400.00	1,000.00	150.0%
01541	30544		MEMBERSHIP	232.00	650.00	650.00	283.51	150.00	650.00	333.3%
	TOTAL OPERATING EXPENSES			155,719.98	247,862.00	247,862.00	164,300.40	150,558.00	293,386.00	94.9%
60	CAPITAL OUTLAY									
01541	60631		ROAD RESUR	115,205.41	131,600.00	148,200.00	12,946.76	.00	120,600.00	.0%

NEXT YEAR / CURRENT YEAR BUDGET ANALYSIS

PROJECTION: 2024 FY2024 BUDGET FOR PERIOD 99

ACCOUNTS FOR:

GENERAL FUND			2022 ACTUAL	2023 ORIG BUD	2023 REVISED BUD	2023 ACTUAL	2023 PROJECTION	2024 MGR REVIEW	PCT CHANGE
01541	60640	EQUIPMENT	46,498.07	16,315.00	16,315.00	7,050.00	.00	13,315.00	.0%
TOTAL CAPITAL OUTLAY			161,703.48	147,915.00	164,515.00	19,996.76	.00	133,915.00	.0%
TOTAL ROAD & STREET FACILITI			574,797.10	783,361.22	783,361.22	398,439.62	228,205.64	939,066.95	311.5%

NEXT YEAR BUDGET DETAIL REPORT

PROJECTION: 2024 FY2024 BUDGET

ACCOUNTS FOR: GENERAL FUND		VENDOR	QUANTITY	UNIT COST	2024 MGR REVIEW
01541	ROAD & STREET FACILITIES				
10	PERSONAL SERVICES				
10110	SALARY				
01541	10110 - SALARY				41,745.00 *
	DIRECTOR (RD) $38.60/HR X 2080 HOURS 50% R&S, 50% UTILITIES		.50	80,278.00	40,139.00
			1.00	1,606.00	1,606.00 A
10111	BONUS				
01541	10111 - BONUS				482.00 *
	X-MAS BONUS 3 X 8 HOUR DAYS 50% R&S, 50% UTILITIES		.50	964.00	482.00
10120	WAGES				
01541	10120 - WAGES				285,812.00 *
	2-SERVICE WORKER (ESmith) $16.30/HR X 2080		1.00	33,907.00	33,907.00 A
	3-SERVICE WORKER (DConger) $20.71/HR X 2080		1.00	43,078.00	43,078.00 A
	4-SERVICE WORKER (J B-Coleman) $15.53/HR X 2080		1.00	32,292.00	32,292.00 A
			.00	34,398.00	.00 A
			1.00	33,907.00	33,907.00 A
	7-SERVICE WORKER (DWynn) $17.91/HR, 2080 HRS/YR		1.00	37,243.00	37,243.00 A
			1.00	44,348.00	44,348.00 A
			1.00	52,000.00	52,000.00 A
			1.00	5,535.00	5,535.00 A
			1.00	3,502.00	3,502.00 A

NEXT YEAR BUDGET DETAIL REPORT

PROJECTION: 2024 FY2024 BUDGET

ACCOUNTS FOR: GENERAL FUND		VENDOR	QUANTITY	UNIT COST	2024 MGR REVIEW
10121	**BONUS**				
01541	10121 - BONUS				3,257.00 *
	X-MAS BONUS 3 X 8 HOUR DAYS		1.00	3,257.00	3,257.00 A
10140	**OVERTIME**				
01541	10140 - OVERTIME				6,000.00 *
	OVERTIME		1.00	6,000.00	6,000.00
10210	**FICA**				
01541	10210 - FICA				28,993.00 *
	WAGES X .0765		1.00	28,993.00	28,993.00 A
10220	**RETIREMENT**				
01541	10220 - RETIREMENT				41,685.00 *
	WAGES X .05 ICMAWAGES X FRS 13.57		1.00	41,685.00	41,685.00 A
10230	**HEALTH INSURANCE**				
01541	10230 - HEALTH INSURANCE				64,582.50 *
	7.5 FT @ $717.6/MTH X 12 = $8611/YR		7.50	8,611.00	64,582.50 A
10232	**HEALTH INS DEPENDENTS**				
01541	10232 - HEALTH INS DEPENDENTS				1,548.00 *
			.50	3,096.00	1,548.00

NEXT YEAR BUDGET DETAIL REPORT

PROJECTION: 2024 FY2024 BUDGET

ACCOUNTS FOR: GENERAL FUND		VENDOR	QUANTITY	UNIT COST	2024 MGR REVIEW
10233	LIFE INSURANCE				
01541	10233 - LIFE INSURANCE				810.00 *
	7.5 FT @ $9.00/MTH X 12 = $108/YR		7.50	108.00	810.00
10236	DENTAL INSURANCE				
01541	10236 - DENTAL INSURANCE				1,935.45 *
	7.5 FT @ $21.51/MTH X 12 = $258.06/YR		7.50	258.06	1,935.45 A
10240	WORKERS COMPENSATION				
01541	10240 - WORKERS COMPENSATION				34,916.00 *
	WAGES X RISK CODE		1.00	34,916.00	34,916.00 A
	TOTAL PERSONAL SERVICES				511,765.95
30	OPERATING EXPENSES				
30340	CONTRACTUAL SERVICES				
01541	30340 - CONTRACTUAL SERVICES				15,200.00 *
	STREET REPAIRS		4.00	800.00	3,200.00
	ENTERPISE FLEET LEASE-1 TRUCK		24.00	500.00	12,000.00
30400	TRAVEL/PER DIEM				
01541	30400 - TRAVEL/PER DIEM				950.00 *
	SUPERVISOR TRAINING		1.00	150.00	150.00
	DOT MAINT OF TRAFFIC TRAINING		1.00	200.00	200.00
	PER DIEM		1.00	600.00	600.00

NEXT YEAR BUDGET DETAIL REPORT

PROJECTION: 2024 FY2024 BUDGET

ACCOUNTS FOR: GENERAL FUND		VENDOR	QUANTITY	UNIT COST	2024 MGR REVIEW
30410	COMMUNICATIONS				
01541	30410 - COMMUNICATIONS				2,220.00 *
	VERIZON WIRELESS - PHONES/TABLETS		12.00	135.00	1,620.00
	PHONE REPLACEMENT		1.00	600.00	600.00
30420	POSTAGE				
01541	30420 - POSTAGE				10.00 *
			1.00	10.00	10.00
30430	ELECTRIC				
01541	30430 - ELECTRIC				96,000.00 *
	POLE BARN, PALM/441, BLINKER 466A/DIXIE, BERCKMAN, COLLEGE NEW-DIXIE/URICK/THOMAS		12.00	8,000.00	96,000.00
30431	WATER				
01541	30431 - WATER				2,160.00 *
	PW BLDG, N CITY SIGN, BERCKMAN ST, S CITY SIGN		12.00	180.00	2,160.00
30440	RENTAL OF EQUIPMENT				
01541	30440 - RENTAL OF EQUIPMENT				2,000.00 *
	COMPRESSOR, LIGHT TOWER		1.00	2,000.00	2,000.00

NEXT YEAR BUDGET DETAIL REPORT

PROJECTION: 2024 FY2024 BUDGET

ACCOUNTS FOR:
GENERAL FUND

		VENDOR	QUANTITY	UNIT COST	2024 MGR REVIEW
30450	INSURANCE				
01541	30450 - INSURANCE				31,848.00 *
	LIABILITY/PROPERTY/PUBLIC OFFICIALS & AUTOS		1.00	31,848.00	31,848.00
30460	REPAIRS				
01541	30460 - LIGHTS REPAIR & MAINT				39,250.00 *
	ST LIGHT MAINTENANCE		1.00	800.00	800.00
	CITY OWNED ST LIGHT REPAIRS		1.00	1,600.00	1,600.00
	TRAFFIC LIGHT AGREEMENT - LAKE COUNTY ADDING 3 NEW TRAFFIC LIGHTS CR466A & CR468 (ROSE) CR466A & TIMBERTOP RD CR466A & MICRO RACETRACK RD LAKE COUNTY ILA		1.00	31,150.00	31,150.00
	NEW FLASHING SCHOOL LIGHTS		1.00	5,700.00	5,700.00
30461	RADIO REPAIRS/MAINT				
01541	30461 - RADIO REPAIRS/MAINT				4,000.00 *
	MISCELLANEOUS RADIO REPAIRS		1.00	3,750.00	3,750.00
	BATTERIES		1.00	250.00	250.00
30462	VEHICLE REPAIRS/MAINT				
01541	30462 - VEHICLE REPAIRS/MAINT				6,500.00 *
	PREVENTATIVE MAINTENANCE - ALL		1.00	6,500.00	6,500.00

NEXT YEAR BUDGET DETAIL REPORT

PROJECTION: 2024 FY2024 BUDGET

ACCOUNTS FOR: GENERAL FUND		VENDOR	QUANTITY	UNIT COST	2024 MGR REVIEW
30463	**EQUIPMENT REPAIRS/MAINT**				
01541	30463 - EQUIPMENT REPAIRS/MAINT				9,000.00 *
	REPAIRS - LAWN MOWER, TRACTORS, SMALL ENGINE		1.00	9,000.00	9,000.00
30464	**FACILITIES REPAIRS/MAINT**				
01541	30464 - FACILITIES REPAIRS/MAINT				17,068.00 *
	MISC REPAIRS & MAINT - 5k Tree Trimming - 11k		1.00	16,000.00	16,000.00 A
	TERMINIX - PEST CONTROL		12.00	89.00	1,068.00
30465	**SERVICE CONTRACTS**				
01541	30465 - SERVICE CONTRACTS				3,600.00 *
	COPIER LEASE		12.00	300.00	3,600.00
30490	**MISC EXPENSE**				
01541	30490 - MISC EXPENSE				12,500.00 *
	FLAGS		1.00	1,500.00	1,500.00
	BOTTLES WATER FOR EMPLOYEES		4.00	500.00	2,000.00
	TREE REMOVAL		6.00	1,500.00	9,000.00
30510	**OFFICE SUPPLIES**				
01541	30510 - OFFICE SUPPLIES				1,500.00 *
	PRINTER CARTRIDGES		1.00	1,500.00	1,500.00

NEXT YEAR BUDGET DETAIL REPORT

PROJECTION: 2024 FY2024 BUDGET

ACCOUNTS FOR: GENERAL FUND		VENDOR	QUANTITY	UNIT COST	2024 MGR REVIEW
30520	**SUPPLIES**				
01541	30520 - SUPPLIES				30,000.00 *
	ROAD REPAIR MATERIALS, ASPHALT, MILLINGS ETC		1.00	20,000.00	20,000.00
	ADDITIONAL SUPPLIES TO MAINTAIN 441		1.00	10,000.00	10,000.00
30521	**UNIFORMS**				
01541	30521 - UNIFORMS				5,930.00 *
	UNIFORMS SET UP		6.00	150.00	900.00
	WEEKLY UNIFORM		52.00	65.00	3,380.00
	BOOT ALLOWANCE (PWD & SERV WKRS)		6.00	175.00	1,050.00
	SHIRTS (PWD) OFFICE STAFF		20.00	30.00	600.00
30522	**FUEL**				
01541	30522 - FUEL				12,000.00 *
	VEHICLES AND EQUIPMENT 201, 204, 210, 526		1.00	12,000.00	12,000.00
30542	**TRAINING & EDUCATION**				
01541	30542 - TRAINING & EDUCATION				1,000.00 *
	SUPERVISOR TRAINING		1.00	200.00	200.00
	DOT MAINTENANCE OF TRAFFIC TRAINING		1.00	200.00	200.00
	ADDITIONAL TRAINING		1.00	600.00	600.00

NEXT YEAR BUDGET DETAIL REPORT

PROJECTION: 2024 FY2024 BUDGET

ACCOUNTS FOR: GENERAL FUND		VENDOR	QUANTITY	UNIT COST	2024 MGR REVIEW
30544	MEMBERSHIPS				
01541	30544 - MEMBERSHIPS				650.00 *
	AMERICAN PUBLIC WORKS ASSOC(APWA)		1.00	150.00	150.00
			1.00	500.00	500.00
	TOTAL OPERATING EXPENSES				293,386.00
60	CAPITAL OUTLAY				
60631	STREETS & ROAD RESURFACING				
01541	60631 - ROAD RESURFACING				120,600.00 *
	TREE TRIMMING		.00	11,000.00	.00 A
	STREET SIGNS		1.00	10,600.00	10,600.00
	ROAD SURFACE PAVING, ROADS/SIDEWALKS ALSO 01581-90921 TRANSFER TO PAVING RESERVE 100K		1.00	100,000.00	100,000.00
	SIDEWALKS		1.00	10,000.00	10,000.00
60640	EQUIPMENT PURCHASES				
01541	60640 - EQUIPMENT PURCHASES				13,315.00 *
	6TH OF 10 PMTS TO LAKE COUNTYFOR RADIOS		1.00	3,315.00	3,315.00
	VIDEO CAMERAS		1.00	10,000.00	10,000.00
	TOTAL CAPITAL OUTLAY				133,915.00
	TOTAL ROAD & STREET FACILITIES				939,066.95

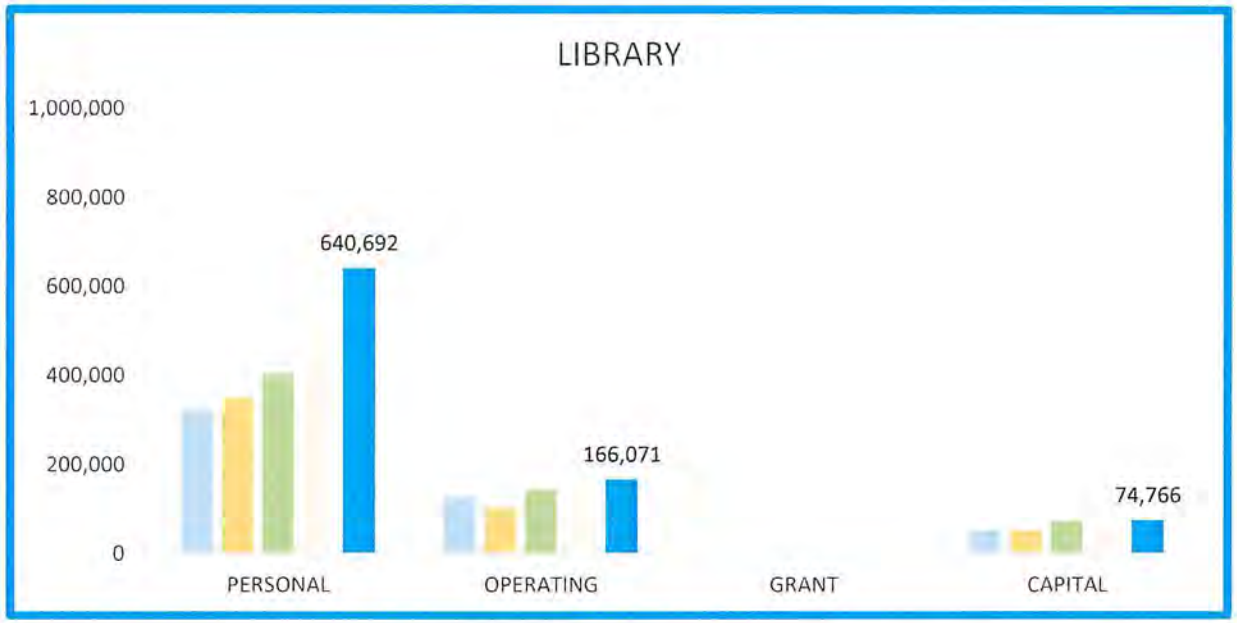

	PERSONAL	OPERATING	GRANT	CAPITAL	TOTAL
FY2020	324,720	126,759		52,200	503,679
FY2021	350,608	103,106		52,259	505,973
FY2022	403,398	142,926		73,426	619,750
FY2023	521,264	137,980		73,266	732,510
FY2024	640,692	166,071		74,766	881,529

CHANGE	PERSONAL	OPERATING	GRANT	CAPITAL	TOTAL
FM FY2020	25,888	-23,653	0	59	2,294
FM FY2021	52,790	39,820	0	21,167	113,777
FM FY2022	117,866	-4,946	0	-160	112,760
FM FY2023	119,428	28,091	0	1,500	149,019

808jmich | NEXT YEAR / CURRENT YEAR BUDGET ANALYSIS
PROJECTION: FY2024 BUDGET

LIBRARY	ACCOUNTS FOR:	2022 ACTUAL	2023 REVISED BUD	2024 PROPOSED	CHANGE FM FY2023	
1571	LIBRARY					
10110	SALARY	64,080	75,483	79,688	4,205	6%
10111	BONUS	718	871	919	48	6%
10120	WAGES	249,011	334,095	381,698	47,603	14%
10121	BONUS	1,980	3,792	4,347	555	15%
10140	OVERTIME	1,625	1,000	1,000	0	0%
10210	FICA	24,025	33,518	39,727	6,209	19%
10220	RETIREMENT	25,447	38,554	51,660	13,106	34%
10230	HEALTH INSURANCE	17,321	23,487	77,499	54,013	230%
10232	HEALTH DEPENDENTS		8,016	0	-8,016	-100%
10233	LIFE INSURANCE	375	540	972	432	80%
10236	DENTAL INSURANCE	482	1,174	2,323	1,148	98%
10240	WORKERS COMPENSATION	520	734	859	125	17%
	PERSONAL SERVICES	385,584	521,264	640,692	119,428	23%
30340	CONTRACTUAL SERVICES	11,216	10,688	9,888	-800	-7%
30400	TRAVEL/PER DIEM	528	1,550	1,550	0	0%
30410	COMMUNICATIONS	20,569	22,740	20,760	-1,980	-9%
30420	POSTAGE	270	700	700	0	0%
30430	ELECTRIC	12,870	13,200	15,600	2,400	18%
30431	WATER	7,843	7,440	10,800	3,360	45%
30	INSURANCE	27,708	14,363	17,724	3,361	23%
30464	FACILITIES REPAIRS/MAI	8,755	8,360	15,010	6,650	80%
30465	SERVICE CONTRACTS	1,285	13,194	5,194	-8,000	-61%
30483	PROGRAMS	8,186	7,100	7,100	0	0%
30510	OFFICE SUPPLIES	11,314	13,680	13,680	0	0%
30520	SUPPLIES	4,530	6,300	6,300	0	0%
30524	PROMOTIONAL	1,102	500	500	0	0%
30525	CAFESUPPLIES/EXP	13,979	12,900	36,000	23,100	179%
30541	SUBSCRIPTIONS	2,525	2,000	2,000	0	0%
30542	TRAINING & EDUCATION	140	2,145	2,145	0	0%
30544	MEMBERSHIPS	373	620	620	0	0%
30545	TUITION REIMBURSEMENT	0	500	500	0	0%
	OPERATING EXPENSES	133,193	137,980	166,071	28,091	20%
60640	EQUIPMENT PURCHASE	922	0	1,500	1,500	0%
60660	LIBRARY BOOKS	41,457	68,266	68,266	0	0%
60664	LIBRARY DVDS	4,721	5,000	5,000	0	0%
	CAPITAL OUTLAY	47,101	73,266	74,766	1,500	2%
	TOTAL LIBRARY	**565,878**	**732,510**	**881,529**	**149,019**	20%

NEXT YEAR / CURRENT YEAR BUDGET ANALYSIS

PROJECTION: 2024 FY2024 BUDGET FOR PERIOD 99

ACCOUNTS FOR: GENERAL FUND			2022 ACTUAL	2023 ORIG BUD	2023 REVISED BUD	2023 ACTUAL	2023 PROJECTION	2024 MGR REVIEW	PCT CHANGE
01571	LIBRARY								
10	PERSONAL SERVICES								
01571	10110	SALARY	64,079.76	75,483.00	75,483.00	59,515.60	47,497.00	79,688.00	67.8%
01571	10111	BONUS	718.08	871.00	871.00	870.96	548.00	919.00	67.7%
01571	10120	WAGES	249,011.02	318,439.00	334,095.00	271,656.93	88,920.00	381,698.00	329.3%
01571	10121	BONUS	1,980.00	3,792.00	3,792.00	2,659.60	1,103.00	4,347.00	294.1%
01571	10140	OVERTIME	1,625.21	1,000.00	1,000.00	1,659.28	1,000.00	1,000.00	.0%
01571	10210	FICA	24,024.94	33,518.00	33,518.00	25,015.71	10,861.00	39,727.00	265.8%
01571	10220	RETIREMENT	25,447.43	38,554.00	38,554.00	30,379.20	3,910.00	51,660.00	1221.2%
01571	10230	HEALTH INS	17,320.82	39,142.50	23,486.50	36,634.66	15,662.00	77,499.00	394.8%
01571	10232	HLTH DEP	.00	8,016.00	8,016.00	.00	.00	.00	.0%
01571	10233	LIFE INS	374.95	540.00	540.00	980.30	179.00	972.00	443.0%
01571	10236	DENTAL INS	481.84	1,174.30	1,174.30	782.90	667.00	2,322.54	248.2%
01571	10240	WORKERS CO	519.96	734.00	734.00	-8,728.48	347.00	859.00	147.6%
TOTAL PERSONAL SERVICES			385,584.01	521,263.80	521,263.80	421,426.66	170,694.00	640,691.54	275.3%
30	OPERATING EXPENSES								
01571	30340	CONTRACTUA	11,215.60	10,688.00	10,688.00	15,516.14	1,450.00	9,888.00	581.9%
01571	30400	TRAVEL/PER	528.10	1,550.00	1,550.00	590.25	790.00	1,550.00	96.2%
01571	30410	COMMUNICAT	20,568.83	22,740.00	22,740.00	19,076.77	21,228.00	20,760.00	-2.2%
01571	30420	POSTAGE	269.90	700.00	700.00	76.08	600.00	700.00	16.7%
01571	30430	ELECTRIC	12,869.89	13,200.00	13,200.00	12,908.90	11,520.00	15,600.00	35.4%

NEXT YEAR / CURRENT YEAR BUDGET ANALYSIS

PROJECTION: 2024 FY2024 BUDGET FOR PERIOD 99

ACCOUNTS FOR:

GENERAL	FUND		2022 ACTUAL	2023 ORIG BUD	2023 REVISED BUD	2023 ACTUAL	2023 PROJECTION	2024 MGR REVIEW	PCT CHANGE
01571	30431	WATER	7,843.01	7,440.00	7,440.00	7,992.01	2,004.00	10,800.00	438.9%
01571	30450	INSURANCE	27,707.96	14,363.00	14,363.00	-2,526.76	7,040.00	17,724.00	151.8%
01571	30464	FACILITIES	8,754.83	8,360.00	8,360.00	8,407.28	3,510.00	15,010.00	327.6%
01571	30465	SERVICE CO	1,285.24	13,194.00	13,194.00	5,715.00	660.00	5,194.00	687.0%
01571	30483	PROGRAMS	8,186.30	7,100.00	7,100.00	6,887.40	1,400.00	7,100.00	407.1%
01571	30510	OFFICE SUP	11,314.29	13,680.00	13,680.00	6,361.67	6,500.00	13,680.00	110.5%
01571	30520	SUPPLIES	4,530.45	6,300.00	6,300.00	4,849.71	4,650.00	6,300.00	35.5%
01571	30524	PROMOTIONA	1,102.57	500.00	500.00	1,304.56	1,500.00	500.00	-66.7%
01571	30525	CAFE	13,978.95	12,900.00	12,900.00	27,542.81	.00	36,000.00	.0%
01571	30541	SUBSCRIPTI	2,524.81	2,000.00	2,000.00	1,951.42	1,500.00	2,000.00	33.3%
01571	30542	TRAINING &	140.00	2,145.00	2,145.00	631.13	500.00	2,145.00	329.0%
01571	30544	MEMBERSHIP	373.00	620.00	620.00	559.05	270.00	620.00	129.6%
01571	30545	TUITION RE	.00	500.00	500.00	545.81	.00	500.00	.0%
	TOTAL OPERATING EXPENSES		133,193.73	137,980.00	137,980.00	118,389.23	65,122.00	166,071.00	155.0%
60	CAPITAL OUTLAY								
01571	60640	EQUIPMENT	922.29	.00	.00	.00	.00	1,500.00	.0%
01571	60660	LIBRARY BO	41,456.95	68,266.38	68,266.38	39,154.91	36,000.00	68,266.38	89.6%
01571	60664	LIB DVDS	4,721.44	5,000.00	5,000.00	2,350.34	2,500.00	5,000.00	100.0%
	TOTAL CAPITAL OUTLAY		47,100.68	73,266.38	73,266.38	41,505.25	38,500.00	74,766.38	94.2%
	TOTAL LIBRARY		565,878.42	732,510.18	732,510.18	581,321.14	274,316.00	881,528.92	221.4%

NEXT YEAR BUDGET DETAIL REPORT

PROJECTION: 2024 FY2024 BUDGET

ACCOUNTS FOR: GENERAL FUND		VENDOR	QUANTITY	UNIT COST	2024 MGR REVIEW
01571	LIBRARY				
10	PERSONAL SERVICES				
10110	SALARY				
01571	10110 - SALARY				79,688.00 *
	1 - LIBRARY DIRECTOR (JGlendinning) FT $37.56/HR X 2080 HOURS		1.00	78,125.00	78,125.00
			1.00	1,563.00	1,563.00 A
10111	BONUS				
01571	10111 - BONUS				919.00 *
	X-MAS BONUS 3 X 8 HOUR DAYS		1.00	919.00	919.00
10120	WAGES				
01571	10120 - WAGES				381,698.00 *
	2 - FT LIB ASSISTANT II, CIR MGT (TDOHRN)$23.34/HR X 2080 HOURS		1.00	48,546.00	48,546.00 A
	3 - FT LIB ASSISTANT II, CHILDRENS (SBAUMANN)$20.11/HR X 2080 HOURS		1.00	41,829.00	41,829.00 A
	4 - LIB ASSISTANT II, COMPUTERS (GTERRY) $20.08/HR X 2080 HOURS		1.00	41,764.00	41,764.00 A
	5 - LIB ASSISTANT II, CIRCULATION (JBUTLER) $18.73 X 2080 HOURS		1.00	38,966.00	38,966.00 A
	6 - LIB ASST II, TECH SRV (EMorales) FT $19.5/HR X 2080 HOURS		1.00	40,560.00	40,560.00 A
	7 - LIBRARY ASSISTANT II, REF & ADULT (LWAGLER) FT $18.63/HR X 2080 HOURS.		1.00	40,903.00	40,903.00 A
	8 - LIB ASST I, TECH PROC (BCummings) PT $17.75/HR X 1248 HOURS48 HRS PP		1.00	22,152.00	22,152.00 A
			1.00	21,597.00	21,597.00 A
			1.00	23,412.00	23,412.00 A
			1.00	26,221.00	26,221.00 A

NEXT YEAR BUDGET DETAIL REPORT

PROJECTION: 2024 FY2024 BUDGET

ACCOUNTS FOR: GENERAL FUND		VENDOR	QUANTITY	UNIT COST	2024 MGR REVIEW
			1.00	24,582.00	24,582.00 A
			1.00	4,962.00	4,962.00 A
	2 WEEKS PTO SELL BACK				
			1.00	6,204.00	6,204.00 A
	MERIT INCREASES - 2%				
10121	BONUS				
01571	10121 - BONUS				4,347.00 *
	X-MAS BONUS 3 X 8 HOUR DAYS OR PART TIME 3 x 4 HOUR DAYS		1.00	4,347.00	4,347.00 A
10140	OVERTIME				
01571	10140 - OVERTIME				1,000.00 *
	OVERTIME		1.00	1,000.00	1,000.00
10210	FICA				
01571	10210 - FICA				39,727.00 *
	WAGES X .0765		1.00	39,727.00	39,727.00 A
10220	RETIREMENT				
01571	10220 - RETIREMENT				51,660.00 *
	WAGES X .05 ICMAWAGES X FRS 13.57%		1.00	51,660.00	51,660.00 A
10230	HEALTH INSURANCE				
01571	10230 - HEALTH INSURANCE				77,499.00 *
	9FT @ $717.60/MTH X 12 = $8311/YR		9.00	8,611.00	77,499.00 A

NEXT YEAR BUDGET DETAIL REPORT

PROJECTION: 2024 FY2024 BUDGET

ACCOUNTS FOR: GENERAL FUND		VENDOR	QUANTITY	UNIT COST	2024 MGR REVIEW
10233	LIFE INSURANCE				
01571	10233 - LIFE INSURANCE 7 FT @ $9.00/MTH X 12 = $108/YR		9.00	108.00	972.00 * 972.00 A
10236	DENTAL INSURANCE				
01571	10236 - DENTAL INSURANCE 9 FT @ $21.51/MTH X 12 = $258.06/YR		9.00	258.06	2,322.54 * 2,322.54 A
10240	WORKERS COMPENSATION				
01571	10240 - WORKERS COMPENSATION WAGES X RISK CODE		1.00	859.00	859.00 * 859.00 A
	TOTAL PERSONAL SERVICES				640,691.54
30	OPERATING EXPENSES				
30340	CONTRACTUAL SERVICES				
01571	30340 - CONTRACTUAL SERVICES				9,888.00 *
	UNIQUE MANAGEMENT SERVICES		1.00	700.00	700.00
	SUMMER READING CHILD/ADULT EDUCATIONAL PROGRAMS		4.00	250.00	1,000.00
	OFFICE COPIER - 60 MONTH LEASE 12 MO X $175/MO		1.00	2,100.00	2,100.00
	PUBLIC COPIER W/COINBOX - 60 MONTH LEASE12MO X $175./PER MON		12.00	175.00	2,100.00
	PRINT SOLUTION 12MO X $7.95/PER MO		1.00	100.00	100.00
	SECURE COUNTY EMAIL		10.00	300.00	3,000.00
	UPGRADE TO OFFICE 365 FOR 4 STAFF MEMBERS		4.00	222.00	888.00

NEXT YEAR BUDGET DETAIL REPORT

PROJECTION: 2024 FY2024 BUDGET

ACCOUNTS FOR: GENERAL FUND		VENDOR	QUANTITY	UNIT COST	2024 MGR REVIEW
30400	TRAVEL/PER DIEM				
01571	30400 - TRAVEL/PER DIEM				1,550.00 *
	MISCELLANEOUS INCLUDING LIBRARY ADVISORY BOARD, DIRECTORMEETINGS		1.00	350.00	350.00
	DIRECTOR CONFERENCE (FLA)		1.00	500.00	500.00
	DIRECTOR CONFERENCE(TALLAHASSEE)		1.00	400.00	400.00
	CONFERENCE FLA (TD)		1.00	150.00	150.00
	CONFERENCE FLA (SB)		1.00	150.00	150.00
30410	COMMUNICATIONS				
01571	30410 - COMMUNICATIONS				20,760.00 *
	SUMMIT BROADBAND 1 GIG CIRCUIT - 2 REFUNDS OF $8,100 ($16,200 TOTAL) $1530 PER MONTH X 12 = $18,360 NET PER MONTH $180		12.00	1,530.00	18,360.00
	INTERMEDIA (PHONE SYSTEM)		12.00	200.00	2,400.00
30420	POSTAGE				
01571	30420 - POSTAGE				700.00 *
	OVERDUE NOTICES, LIBRARY CARDS		1.00	700.00	700.00
30430	ELECTRIC				
01571	30430 - ELECTRIC				15,600.00 *
	LIBRARY ELECTRIC		12.00	1,300.00	15,600.00

NEXT YEAR BUDGET DETAIL REPORT

PROJECTION: 2024 FY2024 BUDGET

ACCOUNTS FOR: GENERAL FUND		VENDOR	QUANTITY	UNIT COST	2024 MGR REVIEW
30431	WATER				
01571	30431 - WATER				10,800.00 *
	LIBRARY (INCLUDES SEWER) & LIBRARY IRRIGATION		12.00	900.00	10,800.00
30450	INSURANCE				
01571	30450 - INSURANCE				17,724.00 *
	LIABILITY/PROPERTY/PUBLICOFFICIALS		1.00	17,724.00	17,724.00
30464	FACILITIES REPAIRS/MAINT				
01571	30464 - FACILITIES REPAIRS/MAINT				15,010.00 *
	MISCELLANEOUS BLDGMAINTENANCE-REPAIR		1.00	3,000.00	3,000.00
	TILE/FLOOR		1.00	500.00	500.00
	MAINTENANCE - SLIDING DOOR		1.00	400.00	400.00
	TRUGREEN - LAWN MAINTENANCE		12.00	55.00	660.00
	WARRANTY - STANLEY DOOR		1.00	1,400.00	1,400.00
	WARRANTY - HOLIDAY		1.00	3,400.00	3,400.00
	3X6 DOUBLE SIDED 8MM FULL COLOR VIDEO BOARD FOR ELECTRONIC SIGN REPLACEMENT		.10	6,500.00	650.00
	Outside Fence Replacement		1.00	5,000.00	5,000.00 A
30465	SERVICE CONTRACTS				
01571	30465 - SERVICE CONTRACTS				5,194.00 *
	OFFICE COPIER MAINTENANCE		12.00	32.00	384.00
	PEROTEK SECURITY (MONITOR) YEAR		1.00	300.00	300.00
	SENSOURCE-YEAR DATABASE FOR REPORTS		1.00	180.00	180.00
	PUBLIC COPIER MAINTENANCE		12.00	40.00	480.00

NEXT YEAR BUDGET DETAIL REPORT

PROJECTION: 2024 FY2024 BUDGET

ACCOUNTS FOR: GENERAL FUND		VENDOR	QUANTITY	UNIT COST	2024 MGR REVIEW
	FIRE ALARM - MONITOR		1.00	850.00	850.00
	MULCH & FLOWERS		1.00	3,000.00	3,000.00
30483	PROGRAMS				
01571	30483 - PROGRAMS/LIBRARY PROGRAMMING				7,100.00 *
	CHRISTMAS IN THE ISLANDS		1.00	500.00	500.00
	CINCO DE MAYO		1.00	500.00	500.00
	COSPLAY		1.00	400.00	400.00
	SUMMER READING		1.00	500.00	500.00
	F.P. DAY		1.00	400.00	400.00
	MONTHLY EVENT - BAND		12.00	350.00	4,200.00
	LIB VOLUNTEER APPRECIATION LUNCH/GIFTS		1.00	300.00	300.00
	LIB WEEK EMPLOYEE LUNCHEON/GIFT		1.00	300.00	300.00
30510	OFFICE SUPPLIES				
01571	30510 - OFFICE SUPPLIES				13,680.00 *
	PENS/PENCILS/PRINTER/INK CART/COPY PAPER/LASER TONER/FOLDERS/HAND SANITIZER/TISSUES/NAPKINS/ WRITING. COLOR INK-PRINTERS		1.00	8,000.00	8,000.00
	LOCKING DVD CASES		1.00	2,500.00	2,500.00
	GARLAND 10'		12.00	115.00	1,380.00
	WREATHS		12.00	125.00	1,500.00
	ORNAMENTS		1.00	300.00	300.00

NEXT YEAR BUDGET DETAIL REPORT

PROJECTION: 2024 FY2024 BUDGET

ACCOUNTS FOR: GENERAL FUND		VENDOR	QUANTITY	UNIT COST	2024 MGR REVIEW
30520	**SUPPLIES**				
01571	30520 - SUPPLIES				6,300.00 *
	PAPER/THERMAL PAPER, GLUE, LIBRARY CARDS, COMPUTER FORMS, PGM SUPPLIES, BAR CODES, DVD CASES, CATALOGING SUPP, CRAFT SUPPLIES		1.00	5,000.00	5,000.00
	D-FIB BATTERY		1.00	400.00	400.00
	VACUUM		1.00	400.00	400.00
	SUPPLIES FOR CHILDREN'S PROGRAMS AND STORY TIME		1.00	500.00	500.00
30524	**PROMOTIONAL**				
01571	30524 - PROMOTIONAL SUPPLIES				500.00 *
	PROMOTIONAL PRINTING-MARKETING, INFORMATIONAL		1.00	500.00	500.00
30525	**CAFE SUPPLIES/EXPENSES**				
01571	30525 - CAFE SUPPLIES/EXPENSES				36,000.00 *
	CAKE - CAFE SOFTWARE MONTHLY CHARGE		12.00	2,000.00	24,000.00
	CAFE SUPPLIS		12.00	1,000.00	12,000.00
30541	**SUBSCRIPTIONS**				
01571	30541 - SUBSCRIPTIONS				2,000.00 *
	3 NEWSPAPERS/32 MAGAZINES/SCHOOL PROFESSIONAL DEVP/BOOKLIST/PUBLIC LIBRARY		1.00	2,000.00	2,000.00

NEXT YEAR BUDGET DETAIL REPORT

PROJECTION: 2024 FY2024 BUDGET

ACCOUNTS FOR: GENERAL FUND		VENDOR	QUANTITY	UNIT COST	2024 MGR REVIEW
30542	TRAINING & EDUCATION				
01571	30542 - TRAINING & EDUCATION				2,145.00 *
	FLORIDA LIBRARY ASSOC SEMINAR		1.00	420.00	420.00
	DIRECTOR CONFERENCE(TALLAHASSEE)		1.00	275.00	275.00
	FLA CONFERENCE-ONE DAY (TD) (SB)		2.00	150.00	300.00
	FLA CONFERENCE (TD) 1 DAY		1.00	150.00	150.00
	PROFESSIONAL DEVELOPMENT		1.00	1,000.00	1,000.00
30544	MEMBERSHIPS				
01571	30544 - MEMBERSHIPS				620.00 *
	FLORIDA LIBRARY ASSOC (DIR)		1.00	100.00	100.00
	AMERICAN LIBRARY ASSOC (DIR)		1.00	125.00	125.00
	SAMS		1.00	45.00	45.00
	FLORIDA LIBRARY ASSOC (TD)		1.00	75.00	75.00
	FLORIDA LIBRARY ASSOC (SB)		1.00	75.00	75.00
	GO DADDY - WEB DOMAIN		1.00	200.00	200.00
30545	TUITION REIMBURSEMENT				
01571	30545 - TUITION REIMBURSEMENT				500.00 *
			1.00	500.00	500.00
	TOTAL OPERATING EXPENSES				166,071.00
60	CAPITAL OUTLAY				
60640	EQUIPMENT PURCHASES				
01571	60640 - EQUIPMENT PURCHASES				1,500.00 *
	New Refrigerator		1.00	1,500.00	1,500.00 A

NEXT YEAR BUDGET DETAIL REPORT

PROJECTION: 2024 FY2024 BUDGET

ACCOUNTS FOR: GENERAL FUND		VENDOR	QUANTITY	UNIT COST	2024 MGR REVIEW
60660	LIBRARY BOOKS				
01571	60660 - LIBRARY BOOKS				68,266.38 *
	BOOKS		1.00	50,000.00	50,000.00
	AUDIO BOOKS		1.00	6,000.00	6,000.00
	REPLACE OLD/USED/LOST/DAMAGEDMATERIAL		1.00	1,000.00	1,000.00
	EBOOKS-EREADERS		1.00	2,500.00	2,500.00
	CHILDREN'S BOOKS		1.00	4,000.00	4,000.00
	ANIME BOOKS (GRAPHIC NOVELS)		1.00	500.00	500.00
	REPLACE OLD CHILDRENS BOOKS-LOST/DAMAGED		1.00	1,000.00	1,000.00
	BAKER & TAYLOR BEST SELLERS MY SHARE TO COUNTY		1.00	1,557.00	1,557.00
	OVERDRIVE - DOWNLOAD AUDIO MY SHARE TO COUNTY		1.00	506.00	506.00
	DATABASES TUDOR.COM, A TO ZOUR SHARE		1.00	1,203.38	1,203.38
60664	LIBRARY DVDS				
01571	60664 - LIBRARY DVDS				5,000.00 *
	DVDS		1.00	5,000.00	5,000.00
	TOTAL CAPITAL OUTLAY				74,766.38
	TOTAL LIBRARY				881,528.92

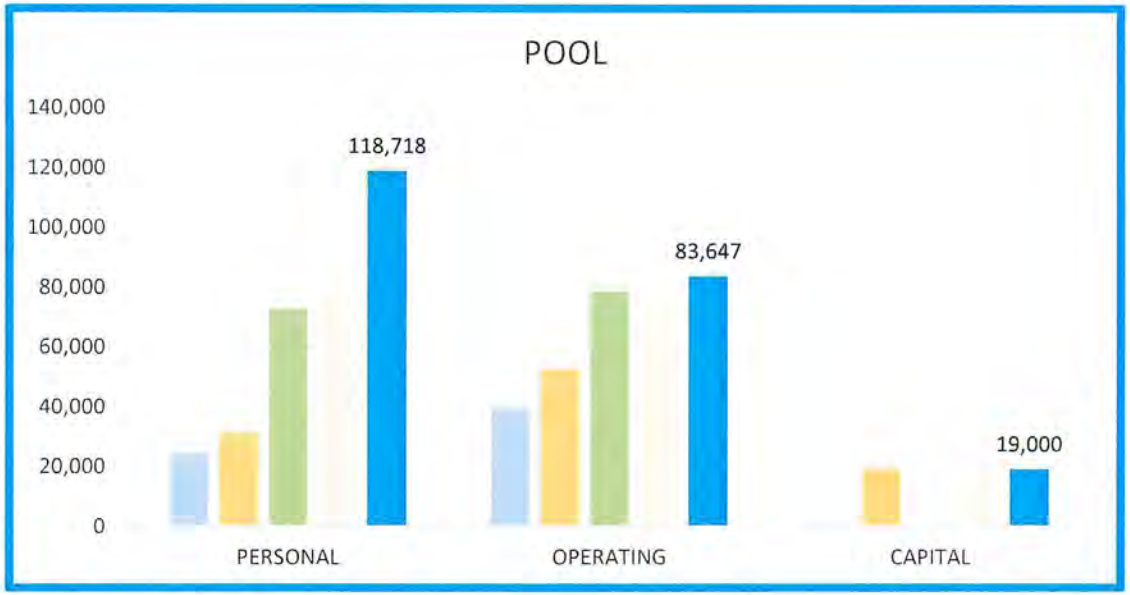

	PERSONAL	OPERATING	CAPITAL	TOTAL
FY2020	24,335	39,223	850	64,408
FY2021	31,107	52,581	19,235	102,923
FY2022	72,566	78,659	0	151,225
FY2023	90,161	80,272	19,000	189,433
FY2024	118,718	83,647	19,000	221,365

CHANGE	PERSONAL	OPERATING	CAPITAL	TOTAL
FM FY2020	6,772	13,358	18,385	38,515
FM FY2021	41,459	26,078	-19,235	48,302
FM FY2022	17,595	1,613	19,000	38,208
FM FY20223	28,557	3,375	0	31,932

1572	**MUNICIPAL POOL**					
120	WAGES	16,917	79,922	105,394	25,472	32%
10140	OVERTIME	63	500	500	0	0%
10210	FICA	1,295	6,152	8,101	1,949	32%
10220	RETIREMENT	284	0	0	0	0%
10240	WORKERS COMPENSATION	2,638	3,587	4,723	1,136	32%
	PERSONAL SERVICES	21,197	90,161	118,718	28,557	32%
30340	CONTRACTUAL SERVICES	557	2,100	2,100	0	0%
30400	TRAVEL/PER DIEM	497	2,100	2,100	0	0%
30410	COMMUNICATIONS	660	980	980	0	0%
30420	POSTAGE	0	25	25	0	0%
30430	ELECTRIC	12,198	15,600	15,600	0	0%
30431	WATER	6,386	7,320	7,320	0	0%
30440	RENTAL OF EQUIPMENT	0	1,020	1,020	0	0%
30450	INSURANCE	3,402	5,875	7,250	1,375	23%
30463	EQUIPMENT REPAIRS/MAIN	116	1,750	1,750	0	0%
30464	FACILITIES REPAIRS/MAI	2,883	15,500	15,500	0	0%
30470	PRINTING & COPYING	0	500	500	0	0%
30480	ADVERTISING	0	1,000	2,000	1,000	100%
30499	LICENSE/PERMITS	350	450	450	0	0%
30510	OFFICE SUPPLIES	10	300	300	0	0%
520	SUPPLIES	2,104	3,940	3,940	0	0%
30521	UNIFORMS	840	2,112	2,112	0	0%
30529	POOL CHEMICALS	4,328	13,000	13,000	0	0%
30530	POOL CONCESSION	702	2,500	3,500	1,000	40%
30542	TRAINING & EDUCATION	2,525	3,600	3,600	0	0%
30544	MEMBERSHIPS	0	600	600	0	0%
	OPERATING EXPENSES	37,557	80,272	83,647	3,375	4%
60640	EQUIPMENT PURCHASES	0	19,000	19,000	0	
	CAPITAL OUTLAY	0	19,000	19,000	0	
	MUNICIPAL POOL	**58,754**	**189,433**	**221,365**	**31,932**	17%

NEXT YEAR / CURRENT YEAR BUDGET ANALYSIS

PROJECTION: 2024 FY2024 BUDGET FOR PERIOD 99

ACCOUNTS FOR: GENERAL FUND			2022 ACTUAL	2023 ORIG BUD	2023 REVISED BUD	2023 ACTUAL	2023 PROJECTION	2024 MGR REVIEW	PCT CHANGE
01572	MUNICIPAL POOL								
10	PERSONAL SERVICES								
01572	10120	WAGES	16,916.53	79,922.00	79,922.00	27,261.73	18,947.00	105,394.00	456.3%
01572	10140	OVERTIME	62.50	500.00	500.00	635.25	500.00	500.00	.0%
01572	10210	FICA	1,295.31	6,152.00	6,152.00	2,079.14	2,589.00	8,101.00	212.9%
01572	10220	RETIREMENT	284.15	.00	.00	1,481.48	.00	.00	.0%
01572	10240	WORKERS CO	2,638.24	3,587.00	3,587.00	3,200.80	1,554.00	4,723.00	203.9%
TOTAL PERSONAL SERVICES			21,196.73	90,161.00	90,161.00	34,658.40	23,590.00	118,718.00	403.3%
30	OPERATING EXPENSES								
01572	30340	CONTRACTUA	556.80	2,100.00	2,100.00	854.39	300.00	2,100.00	600.0%
01572	30400	TRAVEL/PER	496.94	2,100.00	2,100.00	683.83	320.00	2,100.00	556.3%
01572	30410	COMMUNICAT	660.00	980.00	980.00	552.68	.00	980.00	.0%
01572	30420	POSTAGE	.00	25.00	25.00	.00	25.00	25.00	.0%
01572	30430	ELECTRIC	12,197.93	15,600.00	15,600.00	11,903.45	7,020.00	15,600.00	122.2%
01572	30431	WATER	6,385.55	7,320.00	7,320.00	3,589.44	3,504.00	7,320.00	108.9%
01572	30440	RENTAL OF	.00	1,020.00	1,020.00	.00	1,020.00	1,020.00	.0%
01572	30450	INSURANCE	3,402.24	5,875.00	5,875.00	8,207.08	4,536.00	7,250.00	59.8%
01572	30463	EQUIPMENT	116.02	1,750.00	1,750.00	34.38	550.00	1,750.00	218.2%
01572	30464	FACILITIES	2,883.00	15,500.00	15,500.00	1,672.68	.00	15,500.00	.0%
01572	30470	PRINTING &	.00	500.00	500.00	.00	200.00	500.00	150.0%
01572	30480	ADVERTISIN	.00	1,000.00	1,000.00	34.00	800.00	2,000.00	150.0%

NEXT YEAR / CURRENT YEAR BUDGET ANALYSIS

PROJECTION: 2024 FY2024 BUDGET FOR PERIOD 99

ACCOUNTS FOR:

GENERAL FUND			2022 ACTUAL	2023 ORIG BUD	2023 REVISED BUD	2023 ACTUAL	2023 PROJECTION	2024 MGR REVIEW	PCT CHANGE
01572	30499	LIC/PERMIT	350.00	450.00	450.00	358.51	275.00	450.00	63.6%
01572	30510	OFFICE SUP	9.86	300.00	300.00	32.99	300.00	300.00	.0%
01572	30520	SUPPLIES	2,103.84	3,940.00	3,940.00	1,543.43	2,612.00	3,940.00	50.8%
01572	30521	UNIFORMS	839.64	2,112.00	2,112.00	.00	340.00	2,112.00	521.2%
01572	30529	POOL CHEMI	4,328.29	13,000.00	13,000.00	5,362.25	5,000.00	13,000.00	160.0%
01572	30530	POOL CON	702.42	2,500.00	2,500.00	.00	2,000.00	3,500.00	75.0%
01572	30542	TRAINING &	2,525.00	3,600.00	3,600.00	1,079.00	800.00	3,600.00	350.0%
01572	30544	MEMBERSHIP	.00	600.00	600.00	.00	100.00	600.00	500.0%
	TOTAL OPERATING EXPENSES		37,557.53	80,272.00	80,272.00	35,908.11	29,702.00	83,647.00	181.6%
60	CAPITAL OUTLAY								
01572	60640	EQUIPMENT	.00	19,000.00	19,000.00	4,439.00	.00	19,000.00	.0%
	TOTAL CAPITAL OUTLAY		.00	19,000.00	19,000.00	4,439.00	.00	19,000.00	.0%
	TOTAL MUNICIPAL POOL		58,754.26	189,433.00	189,433.00	75,005.51	53,292.00	221,365.00	315.4%

NEXT YEAR BUDGET DETAIL REPORT

PROJECTION: 2024 FY2024 BUDGET

ACCOUNTS FOR: GENERAL FUND		VENDOR	QUANTITY	UNIT COST	2024 MGR REVIEW
01572	MUNICIPAL POOL				
10	PERSONAL SERVICES				
10120	WAGES				
01572	10120 - WAGES				105,394.00 *
	POOL MANAGER FT $22.00/HR X 2080 HOURS1/2 POOL, 1/2 REC		.50	45,760.00	22,880.00
	2 HEAD GUARD $17.60/HR X 900 HOURS		2.00	15,836.00	31,672.00
	8 PT LIFE GUARD $15.68/HR X 320 HOURS		8.00	5,018.00	40,144.00
	2 LIFE GUARDS FOR SWIMMING LESSONS $16.72/HR, PT		2.00	5,349.00	10,698.00
10140	OVERTIME				
01572	10140 - OVERTIME				500.00 *
	OVERTIME		1.00	500.00	500.00
10210	FICA				
01572	10210 - FICA				8,101.00 *
	WAGES X .0765		1.00	8,101.00	8,101.00
10240	WORKERS COMPENSATION				
01572	10240 - WORKERS COMPENSATION				4,723.00 *
	WAGES X RISK CODE		1.00	4,723.00	4,723.00
	TOTAL PERSONAL SERVICES				118,718.00
30	OPERATING EXPENSES				
30340	CONTRACTUAL SERVICES				
01572	30340 - CONTRACTUAL SERVICES				2,100.00 *
	MONITOR SECURITY SYSTEM		1.00	800.00	800.00

NEXT YEAR BUDGET DETAIL REPORT

PROJECTION: 2024 FY2024 BUDGET

ACCOUNTS FOR: GENERAL FUND		VENDOR	QUANTITY	UNIT COST	2024 MGR REVIEW
	SWIM FIT INSTRUCTOR$25/CLASS		52.00	25.00	1,300.00
30400	TRAVEL/PER DIEM				
01572	30400 - TRAVEL/PER DIEM				2,100.00 *
	CERTIFIED POOL OPERATOR - MEAL		2.00	125.00	250.00
	CERTIFIED POOL OPERATOR - HOTEL		2.00	362.50	725.00
	AQUATICS CONFERENCE HOTAL		5.00	145.00	725.00
	AQUATICS CONFERENCE MEALS		5.00	80.00	400.00
30410	COMMUNICATIONS				
01572	30410 - COMMUNICATIONS				980.00 *
	SUMMIT CABLE/INTERNET/PHONES		12.00	60.00	720.00
	ALARM		1.00	260.00	260.00
30420	POSTAGE				
01572	30420 - POSTAGE				25.00 *
	POSTAGE		1.00	25.00	25.00
30430	ELECTRIC				
01572	30430 - ELECTRIC				15,600.00 *
	POOL		12.00	1,300.00	15,600.00
30431	WATER				
01572	30431 - WATER				7,320.00 *
	POOL & POOL IRRIGATION		12.00	610.00	7,320.00

NEXT YEAR BUDGET DETAIL REPORT

PROJECTION: 2024 FY2024 BUDGET

ACCOUNTS FOR: GENERAL FUND		VENDOR	QUANTITY	UNIT COST	2024 MGR REVIEW
30440	**RENTAL OF EQUIPMENT**				
01572	30440 - RENTAL OF EQUIPMENT				1,020.00 *
	COMCAST PHONES		12.00	85.00	1,020.00
30450	**INSURANCE**				
01572	30450 - INSURANCE				7,250.00 *
	LIABILITY/PROPERTY/PUBLICOFFICIALS		1.00	7,250.00	7,250.00
30463	**EQUIPMENT REPAIRS/MAINT**				
01572	30463 - EQUIPMENT REPAIRS/MAINT				1,750.00 *
	BACKWASH VALVE REPAIR		1.00	1,000.00	1,000.00
	MISCELLANEOUS REPAIRS		1.00	750.00	750.00
30464	**FACILITIES REPAIRS/MAINT**				
01572	30464 - FACILITIES REPAIRS/MAINT				15,500.00 *
	FILTERS AND PUMP ROOM		1.00	10,000.00	10,000.00
	FILTERS & PUMP ROOM		1.00	5,500.00	5,500.00
30470	**PRINTING & COPYING**				
01572	30470 - PRINTING & COPYING				500.00 *
			1.00	500.00	500.00
30480	**ADVERTISING**				
01572	30480 - ADVERTISING				2,000.00 *
	FLYERS, NOTICES		1.00	2,000.00	2,000.00

NEXT YEAR BUDGET DETAIL REPORT

PROJECTION: 2024 FY2024 BUDGET

ACCOUNTS FOR: GENERAL FUND		VENDOR	QUANTITY	UNIT COST	2024 MGR REVIEW
30499	**LICENSE/PERMITS**				
01572	30499 - LICENSE/PERMITS				450.00 *
	LAKE CO HEALTH DEPT OPERATINGPERMIT		1.00	450.00	450.00
30510	**OFFICE SUPPLIES**				
01572	30510 - OFFICE SUPPLIES				300.00 *
	PENS, PAPER, ETC.		1.00	300.00	300.00
30520	**SUPPLIES**				
01572	30520 - SUPPLIES				3,940.00 *
	TOILET PAPER		1.00	300.00	300.00
	PAPER TOWELS		1.00	300.00	300.00
	LIQUID SOAP & DISPENSERS		1.00	65.00	65.00
	REPLACEMENT FIRST AID SUPPLIES		1.00	848.00	848.00
	MISC SUPPLIES		1.00	852.00	852.00
	CLEANING SUPPLIES		1.00	500.00	500.00
	LIFEGUARD SUPPLIES, TUBES,RINGS ETC.		1.00	950.00	950.00
	TRASH BAGS		5.00	25.00	125.00
30521	**UNIFORMS**				
01572	30521 - UNIFORMS				2,112.00 *
	MALE/FEMALE SWIMSUITS		24.00	60.00	1,440.00
	SHIRTS		24.00	28.00	672.00

NEXT YEAR BUDGET DETAIL REPORT

PROJECTION: 2024 FY2024 BUDGET

ACCOUNTS FOR: GENERAL FUND		VENDOR	QUANTITY	UNIT COST	2024 MGR REVIEW
30529	POOL CHEMICALS				
01572	30529 - POOL CHEMICALS				13,000.00 *
	SODIUM BICARBONATE/STABILIZER CLARIFIER, ALGICIDE, SHOCK, CHLORINE HEATING TAKE MORE		1.00	10,000.00	10,000.00
	INCREASE CHEMICALS/HEATER		1.00	3,000.00	3,000.00
30530	POOL CONCESSION				
01572	30530 - POOL CONCESSION				3,500.00 *
	CONCESSIONS SUPPLIES		1.00	3,500.00	3,500.00
30542	TRAINING & EDUCATION				
01572	30542 - TRAINING & EDUCATION				3,600.00 *
	AQUATICS CONFERENCE		1.00	800.00	800.00
	WATER SAFETY INSTRUCTORCERTIFICATION		8.00	350.00	2,800.00
30544	MEMBERSHIPS				
01572	30544 - MEMBERSHIPS				600.00 *
	SAMS CLUB		1.00	100.00	100.00
	RED CROSS FACILITY FEE		1.00	500.00	500.00
	TOTAL OPERATING EXPENSES				83,647.00
60	CAPITAL OUTLAY				
60640	EQUIPMENT PURCHASES				
01572	60640 - EQUIPMENT PURCHASES				19,000.00 *
	PUMPS		1.00	2,500.00	2,500.00
	STINAR PUMP		2.00	500.00	1,000.00
	POOL PUMP		2.00	1,000.00	2,000.00

NEXT YEAR BUDGET DETAIL REPORT

PROJECTION: 2024 FY2024 BUDGET

ACCOUNTS FOR: GENERAL FUND	VENDOR	QUANTITY	UNIT COST	2024 MGR REVIEW
COVER FOR STORAGE AREA, SWIM FIT BIKES, POOL COVERS		1.00	3,500.00	3,500.00
FILTERS & PUMP ROOM		1.00	10,000.00	10,000.00
TOTAL CAPITAL OUTLAY				19,000.00
TOTAL MUNICIPAL POOL				221,365.00

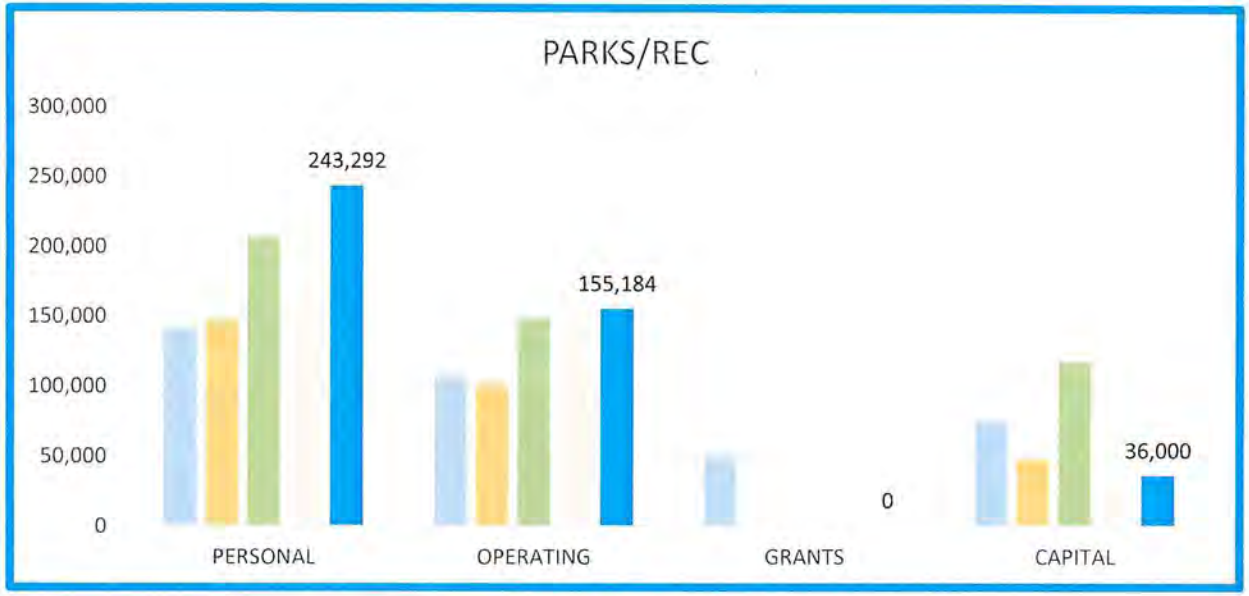

	PERSONAL	OPERATING	GRANTS	CAPITAL	TOTAL
FY2020	141,435	107,470	50,000	75,724	374,629
FY2021	147,380	101,332	0	47,652	296,364
FY2022	206,962	148,184	0	117,900	473,046
FY2023	226,948	181,948	0	29,000	437,896
FY2024	243,292	155,184	0	36,000	434,476

CHANGE	PERSONAL	OPERATING	GRANTS	CAPITAL	TOTAL
FM FY2020	5,945	-6,138	-50,000	-28,072	-78,265
FM FY2021	59,582	46,852	0	70,248	176,682
FM FY2022	19,986	33,764	0	-88,900	-35,150
FM FY2023	16,344	-26,764	0	7,000	-3,420

808jmich |NEXT YEAR / CURRENT YEAR BUDGET ANALYSIS
PROJECTION: FY2024 BUDGET

	ACCOUNTS FOR: PARKS/RECREATION MAINTENANCE	2022 ACTUAL	2023 REVISED BUD	2024 PROPOSED	CHANGE FM FY2023	
1573	**PARKS/RECREATION MAINTENANCE**					
10120	WAGES	93,050	149,636	149,602	-34	0%
10121	BONUS	651	1,727	1,694	-33	-2%
10140	OVERTIME	4,257	4,500	4,500	0	0%
10210	FICA	7,255	13,328	13,518	190	1%
10220	RETIREMENT	10,597	18,358	20,911	2,553	14%
10230	HEALTH INSURANCE	22,742	31,312	34,444	3,132	10%
10232	HEALTH INS DEPEN			3,096	3,096	#DIV/0!
10233	LIFE INSURANCE	270	432	432	0	0%
10236	DENTAL INSURANCE	571	939	1,032	93	10%
10240	WORKERS COMPENSATIO	5,849	6,716	14,063	7,347	109%
	PERSONAL SERVICES	145,241	226,948	243,292	16,344	7%
30340	CONTRACTUAL SERVICES	9,384	29,300	20,820	-8,480	-29%
30410	COMMUNICATIONS	0	60	0	-60	-100%
30420	POSTAGE	19	20	20		0%
130	ELECTRIC	5,710	7,600	8,200	600	8%
30431	WATER	58,514	72,000	52,000	-20,000	-28%
30440	RENTAL OF EQUIPMENT	0	3,500	4,500	1,000	29%
30450	INSURANCE	11,127	12,430	15,339	2,909	23%
30462	VEHICLE REPAIRS/MAINT	3,300	6,000	6,000	0	0%
30463	EQUIPMENT REPAIRS/MA	5,780	7,450	10,000	2,550	34%
30464	FACILITIES REPAIRS/MAI	6,215	1,500	1,500	0	0%
30510	OFFICE SUPPLIES	327	1,500	1,500	0	0%
30520	SUPPLIES	11,505	17,600	17,600	0	0%
30521	UNIFORMS	1,656	2,788	4,705	1,917	69%
30522	FUEL	6,908	11,200	4,000	-7,200	-64%
53901	CEMETERY COSTS	17,152	9,000	9,000	0	0%
	OPERATING EXPENSES	137,598	181,948	155,184	-26,764	-15%
60630	IMPROVEMENTS	64,400	0	0	0	100%
60635	VETERANS PARK	0	5,000	0	-5,000	
60637	GARDENIA PARK	0	0	0	0	100%
60640	EQUIPMENT PURCHASES	29,888	24,000	36,000	12,000	50%
	CAPITAL OUTLAY	94,288	29,000	36,000	7,000	24%
	PARKS/RECREATION MAI	**377,127**	**437,896**	**434,476**	**-3,420**	-1%

NEXT YEAR / CURRENT YEAR BUDGET ANALYSIS

PROJECTION: 2024 FY2024 BUDGET FOR PERIOD 99

ACCOUNTS FOR: GENERAL FUND			2022 ACTUAL	2023 ORIG BUD	2023 REVISED BUD	2023 ACTUAL	2023 PROJECTION	2024 MGR REVIEW	PCT CHANGE
01573	PARKS/RECREATION MAINTENANCE								
10	PERSONAL SERVICES								
01573	10120	WAGES	93,049.54	149,636.00	149,636.00	115,527.85	62,751.00	149,602.00	138.4%
01573	10121	BONUS	651.04	1,727.00	1,727.00	402.48	724.00	1,694.00	134.0%
01573	10140	OVERTIME	4,256.75	4,500.00	4,500.00	2,691.59	2,000.00	4,500.00	125.0%
01573	10210	FICA	7,255.38	13,328.00	13,328.00	8,795.78	5,298.00	13,518.00	155.2%
01573	10220	RETIREMENT	10,597.01	18,358.00	18,358.00	14,127.65	3,777.00	20,911.00	453.6%
01573	10230	HEALTH INS	22,741.92	31,312.00	31,312.00	11,131.40	15,662.40	34,444.00	119.9%
01573	10232	HLTH DEP	.00	.00	.00	.00	.00	3,096.00	.0%
01573	10233	LIFE INS	270.00	432.00	432.00	368.14	178.80	432.00	141.6%
01573	10236	DENTAL INS	570.63	939.44	939.44	400.35	.00	1,032.24	.0%
01573	10240	WORKERS CO	5,848.52	6,716.00	6,716.00	3,851.56	3,006.00	14,063.00	367.8%
TOTAL PERSONAL SERVICES			145,240.79	226,948.44	226,948.44	157,296.80	93,397.20	243,292.24	160.5%
30	OPERATING EXPENSES								
01573	30340	CONTRACTUA	9,384.25	29,300.00	29,300.00	8,895.11	.00	20,820.00	.0%
01573	30410	COMMUNICAT	.00	60.00	60.00	.00	.00	.00	.0%
01573	30420	POSTAGE	19.12	20.00	20.00	5.73	.00	20.00	.0%
01573	30430	ELECTRIC	5,709.94	7,600.00	7,600.00	4,599.77	12,420.00	8,200.00	-34.0%
01573	30431	WATER	58,514.11	72,000.00	72,000.00	43,715.66	2,820.00	52,000.08	1744.0%
01573	30440	RENTAL OF	.00	3,500.00	3,500.00	913.44	500.00	4,500.00	800.0%
01573	30450	INSURANCE	11,126.84	12,430.00	12,430.00	12,787.92	14,832.00	15,339.00	3.4%

NEXT YEAR / CURRENT YEAR BUDGET ANALYSIS

PROJECTION: 2024 FY2024 BUDGET FOR PERIOD 99

ACCOUNTS FOR:

GENERAL FUND			2022 ACTUAL	2023 ORIG BUD	2023 REVISED BUD	2023 ACTUAL	2023 PROJECTION	2024 MGR REVIEW	PCT CHANGE
01573	30462	VEHICLE RE	3,300.45	6,000.00	6,000.00	1,087.29	6,000.00	6,000.00	.0%
01573	30463	EQUIPMENT	5,780.09	7,450.00	7,450.00	7,402.55	4,000.00	10,000.00	150.0%
01573	30464	FACILITIES	6,215.11	1,500.00	1,500.00	82.62	1,500.00	1,500.00	.0%
01573	30510	OFFICE SUP	327.48	1,500.00	1,500.00	29.99	400.00	1,500.00	275.0%
01573	30520	SUPPLIES	11,504.98	17,600.00	17,600.00	11,429.21	5,000.00	17,600.00	252.0%
01573	30521	UNIFORMS	1,655.83	2,788.00	2,788.00	2,017.96	1,500.00	4,705.00	213.7%
01573	30522	FUEL	6,907.73	11,200.00	11,200.00	3,486.79	5,000.00	4,000.00	-20.0%
01573	53901	CEMETERY C	17,152.33	9,000.00	9,000.00	231.85	.00	9,000.00	.0%
TOTAL OPERATING EXPENSES			137,598.26	181,948.00	181,948.00	96,685.89	53,972.00	155,184.08	187.5%
60	CAPITAL OUTLAY								
01573	60630	IMPROVEMEN	64,400.00	.00	.00	.00	.00	.00	.0%
01573	60635	VETS PARK	.00	5,000.00	5,000.00	.00	.00	.00	.0%
01573	60640	EQUIPMENT	29,887.76	24,000.00	24,000.00	-9,499.00	.00	36,000.00	.0%
TOTAL CAPITAL OUTLAY			94,287.76	29,000.00	29,000.00	-9,499.00	.00	36,000.00	.0%
TOTAL PARKS/RECREATION MAINT			377,126.81	437,896.44	437,896.44	244,483.69	147,369.20	434,476.32	194.8%

NEXT YEAR BUDGET DETAIL REPORT

PROJECTION: 2024 FY2024 BUDGET

ACCOUNTS FOR: GENERAL FUND		VENDOR	QUANTITY	UNIT COST	2024 MGR REVIEW
01573	PARKS/RECREATION MAINTENANCE				
10	PERSONAL SERVICES				
10120	WAGES				
01573	10120 - WAGES				149,602.00 *
	1 - SERVICE WORKER (M PHILLIPS) $16.30/HR X 2080 HOURS		1.00	33,907.00	33,907.00
	2 - SERVICE WORKER (D HARRINGTON) $15.53/HR X 2080 HOURS		1.00	32,292.00	32,292.00
			1.00	36,102.00	36,102.00
			1.00	41,600.00	41,600.00 A
			1.00	2,878.00	2,878.00
			1.00	2,823.00	2,823.00 A
10121	BONUS				
01573	10121 - BONUS				1,694.00 *
	X-MAS BONUS 3 X 8 HOUR DAY		1.00	1,694.00	1,694.00 A
10140	OVERTIME				
01573	10140 - OVERTIME				4,500.00 *
	OVERTIME		1.00	3,000.00	3,000.00
			1.00	1,500.00	1,500.00
10210	FICA				
01573	10210 - FICA				13,518.00 *
	WAGES X .0765		1.00	13,518.00	13,518.00 A

NEXT YEAR BUDGET DETAIL REPORT

PROJECTION: 2024 FY2024 BUDGET

ACCOUNTS FOR: GENERAL FUND		VENDOR	QUANTITY	UNIT COST	2024 MGR REVIEW
10220	RETIREMENT				
01573	10220 - RETIREMENT WAGES X .05 ICMAWAGES X .1357 FRS		1.00	20,911.00	20,911.00 * 20,911.00 A
10230	HEALTH INSURANCE				
01573	10230 - HEALTH INSURANCE 4 FT X $717.60/MTH X 12 = $8611/YR		4.00	8,611.00	34,444.00 * 34,444.00
10232	HEALTH INS DEPENDENTS				
01573	10232 - HEALTH INS DEPENDENTS 258.02/MTH 30%		1.00	3,096.00	3,096.00 * 3,096.00
10233	LIFE INSURANCE				
01573	10233 - LIFE INSURANCE 3 FT X $9.00/MTH X 12 = $108/YR		4.00	108.00	432.00 * 432.00
10236	DENTAL INSURANCE				
01573	10236 - DENTAL INSURANCE 4 FT X $21.51/MRH X 12 = $258.06/YR		4.00	258.06	1,032.24 * 1,032.24
10240	WORKERS COMPENSATION				
01573	10240 - WORKERS COMPENSATION WAGES X RISK CODE		1.00	14,063.00	14,063.00 * 14,063.00 A

NEXT YEAR BUDGET DETAIL REPORT

PROJECTION: 2024 FY2024 BUDGET

ACCOUNTS FOR: GENERAL FUND			VENDOR	QUANTITY	UNIT COST	2024 MGR REVIEW
TOTAL PERSONAL SERVICES						243,292.24
30	OPERATING EXPENSES					
30340	CONTRACTUAL SERVICES					
01573	30340 - CONTRACTUAL SERVICES					20,820.00 *
		TRUGREEN SOCCRER FIELD FERTILIZER		12.00	500.00	6,000.00
		TRUGREEN VERT'S PARK BALLFIELD FERTILIZER		12.00	160.00	1,920.00
		TRUGREEN SOFTBALL FIELD FERTILIZER		12.00	200.00	2,400.00
		TRUGREEN FIRE ANT AND BUG CONTROL (ALL PARKS)		1.00	10,000.00	10,000.00
		FIELD LIGHTING AND MAINT		1.00	500.00	500.00
30420	POSTAGE					
01573	30420 - POSTAGE					20.00 *
		POSTAGE		1.00	20.00	20.00
30430	ELECTRIC					
01573	30430 - ELECTRIC					8,200.00 *
		SHILOH FIELD, CEMETERY, RAQUETBALL, PAVILION		12.00	600.00	7,200.00
		LIGHT AT VETS PARK & SOCCER FIELD		1.00	1,000.00	1,000.00
30431	WATER					
01573	30431 - WATER					52,000.08 *
		CALES SOFTBALL, & LL FIELD & CONCESSION, E&W CEMETARY, VETS PARK TRIANGLE PARK, FOOTBALL, SOCCER FIELD, RQTBALL COURT		12.00	4,333.34	52,000.08 A

NEXT YEAR BUDGET DETAIL REPORT

PROJECTION: 2024 FY2024 BUDGET

ACCOUNTS FOR: GENERAL FUND		VENDOR	QUANTITY	UNIT COST	2024 MGR REVIEW
30440	RENTAL OF EQUIPMENT				
01573	30440 - RENTAL OF EQUIPMENT				4,500.00 *
			1.00	3,500.00	3,500.00
	LIFT FOR LIGHTS		1.00	1,000.00	1,000.00
30450	INSURANCE				
01573	30450 - INSURANCE				15,339.00 *
	LIABILITY/PROPERTY/PUBLICOFFICIALS		1.00	15,339.00	15,339.00
30462	VEHICLE REPAIRS/MAINT				
01573	30462 - VEHICLE REPAIRS/MAINT				6,000.00 *
	213 - 2008 FORD F250 PICK UP 211 - 2005 FORD F150 212 - 2005 FORD F150		1.00	6,000.00	6,000.00
30463	EQUIPMENT REPAIRS/MAINT				
01573	30463 - EQUIPMENT REPAIRS/MAINT				10,000.00 *
	MOWERS, WEED EATERS, EDGERS, FIELD MARKING EQUIPMENT, UTVS, GOLF CARTS		1.00	10,000.00	10,000.00
30464	FACILITIES REPAIRS/MAINT				
01573	30464 - FACILITIES REPAIRS/MAINT				1,500.00 *
	FIELD RECONDITIONING		3.00	500.00	1,500.00

NEXT YEAR BUDGET DETAIL REPORT

PROJECTION: 2024 FY2024 BUDGET

ACCOUNTS FOR: GENERAL FUND		VENDOR	QUANTITY	UNIT COST	2024 MGR REVIEW
30510	OFFICE SUPPLIES				
01573	30510 - OFFICE SUPPLIES				1,500.00 *
	MISCELLANEOUS SUPPLIES		1.00	1,500.00	1,500.00
30520	SUPPLIES				
01573	30520 - SUPPLIES				17,600.00 *
	HAND TOOLS, CLEANUP SUPPLIES, SAFETY EQUIPMENT & RELATED MATERIALS		1.00	7,600.00	7,600.00
	CLAY/SAND MIX FOR CALESBALLFIELD		1.00	5,000.00	5,000.00
	MULCH FOR PLAYGROUNDS		1.00	5,000.00	5,000.00
30521	UNIFORMS				
01573	30521 - UNIFORMS				4,705.00 *
	UNIFORM SETUP		3.00	150.00	450.00
	WEEKLY UNIFORMS		52.00	65.00	3,380.00
	BOOT REIMBURSEMENT		5.00	175.00	875.00
30522	FUEL				
01573	30522 - FUEL				4,000.00 *
	GAS FOR VEHICLES (213, 222)		1.00	3,000.00	3,000.00
	DIESEL		1.00	1,000.00	1,000.00
53901	CEMETERY COSTS				
01573	53901 - CEMETERY COSTS				9,000.00 *
			1.00	9,000.00	9,000.00

NEXT YEAR BUDGET DETAIL REPORT

PROJECTION: 2024 FY2024 BUDGET

ACCOUNTS FOR: GENERAL FUND			VENDOR	QUANTITY	UNIT COST	2024 MGR REVIEW
TOTAL OPERATING EXPENSES						155,184.08
60	CAPITAL OUTLAY					
60640	EQUIPMENT PURCHASES					
01573	60640 - EQUIPMENT PURCHASES					36,000.00 *
		CAMERA SYSTEM @ NW LAKE PARK, CALES PARK, VETS PARK, GARDENIA PARK		4.00	6,000.00	24,000.00
		TRUCK LEASES (2) - $6,000 /YR EACH		2.00	6,000.00	12,000.00 A
TOTAL CAPITAL OUTLAY						36,000.00
TOTAL PARKS/RECREATION MAINTENANCE						434,476.32

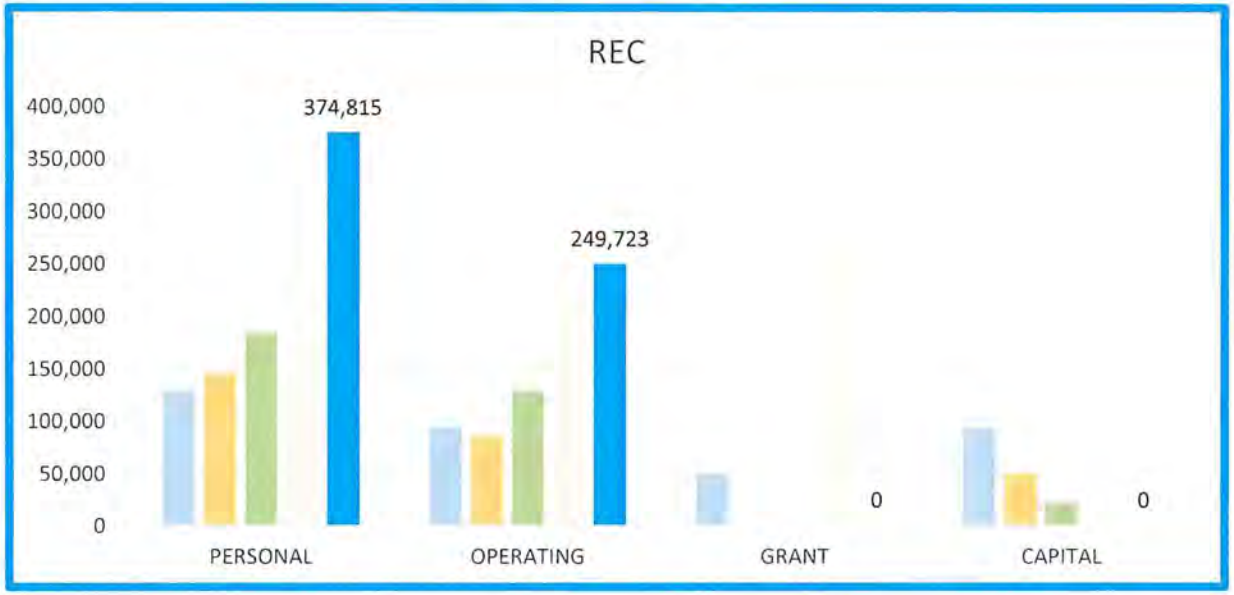

	PERSONAL	OPERATING	GRANT	CAPITAL	TOTAL
FY2020	129,414	93,849	50,000	92,975	366,238
FY2021	145,659	85,358	0	49,985	281,002
FY2022	184,751	129,769	0	22,500	337,020
FY2023	272,150	244,963	279,500	0	796,613
FY2024	374,815	249,723	0	0	624,538

CHANGE	PERSONAL	OPERATING	GRANT	CAPITAL	TOTAL
FM FY2020	16,245	-8,491	-50,000	-42,990	-85,236
FM FY2021	39,092	44,411	0	-27,485	56,018
FM FY2022	87,399	115,194	279,500	-22,500	459,593
FM FY2023	102,665	4,760	-279,500	0	-172,075

808jmich |NEXT YEAR / CURRENT YEAR BUDGET ANALYSIS
PROJECTION: FY2024 BUDGET

ACCOUNTS FOR: RECREATION		2022 ACTUAL	2023 REVISED BUD	2024 PROPOSED	CHANGE FM FY2023	
1574	RECREATION					
10110	SALARY	61,678	75,483	81,883	6,400	8%
10111	BONUS	686	871	945	74	8%
10120	WAGES	66,920	118,482	178,512	60,030	51%
10121	BONUS	770	1,032	1,674	642	62%
10140	OVERTIME	1,157	0	0	0	
10159	PHONE ALLOWANCE	165	180	180	0	0%
10210	FICA	9,458	16,751	22,824	6,073	36%
10220	RETIREMENT	14,083	23,101	38,441	15,340	66%
10230	HEALTH INSURANCE	15,161	23,485	34,444	10,959	47%
10232	HEALTH INS DEPENDENTS		3,000	3,096	96	3%
10233	LIFE INSURANCE	198	324	432	108	33%
10236	DENTAL INSURANCE	470	705	1,032	328	47%
10240	WORKERS COMPENSATIO	5,565	8,737	11,351	2,614	30%
	PERSONAL SERVICES	176,311	272,150	374,815	102,664	38%
30340	CONTRACTUAL SERVICES	28,092	34,225	34,225	0	0%
30359	RECREATION PROGR		91,182	91,182	0	0%
30400	TRAVEL/PER DIEM	1,026	7,700	7,700	0	0%
30410	COMMUNICATIONS	6,748	5,460	6,240	780	14%
120	POSTAGE	0	300	300	0	0%
30430	ELECTRIC	11,649	13,200	20,400	7,200	55%
30431	WATER	3,554	9,000	3,600	-5,400	-60%
30440	RENTAL OF EQUIPMENT	1,813	2,100	2,100	0	0%
30450	INSURANCE	7,514	10,468	12,918	2,450	23%
30462	VEHICLE REPAIRS/MAINT	437	1,000	1,000	0	0%
30463	EQUIPMENT REPAIRS/MA	584	5,850	5,850	0	0%
30464	FACILITIES REPAIRS/MAI	6,154	22,400	22,400	0	0%
30470	PRINTING & COPYING	2,112	3,000	3,000	0	0%
30480	ADVERTISING	10,018	10,208	10,208	0	0%
30484	ENTERTAINMENT	4,590	0	0	0	0%
30510	OFFICE SUPPLIES	1,758	900	900	0	0%
30519	SUPPLIES SENIOR SOCIAL	7,271	9,600	9,600	0	0%
30520	SUPPLIES	9,642	10,750	10,750	0	0%
30521	UNIFORMS	271	1,000	1,000	0	0%
30522	FUEL	1,551	1,600	1,600	0	0%
30542	TRAINING & EDUCATION	938	3,500	3,500	0	0%
30544	MEMBERSHIPS	1,215	1,250	1,250	0	0%
	OPERATING EXPENSES	106,938	244,693	249,723	5,030	2%
60630	IMPROVEMENTS	9,870	0	0	0	100%
60632	SOCCER FIELD	400	279,500	0	-279,500	
60640	EQUIPMENT PURCHASES	11,481	0	0	0	0%
49	EQUIPMENT VEHICLES	0	0	0	0	
	CAPITAL OUTLAY	21,751	279,500	0	-279,500	0%
	RECREATION	**305,001**	**796,343**	**624,537**	**-171,806**	-22%

NEXT YEAR / CURRENT YEAR BUDGET ANALYSIS

PROJECTION: 2024 FY2024 BUDGET FOR PERIOD 99

ACCOUNTS FOR: GENERAL FUND			2022 ACTUAL	2023 ORIG BUD	2023 REVISED BUD	2023 ACTUAL	2023 PROJECTION	2024 MGR REVIEW	PCT CHANGE
01574	RECREATION								
10	PERSONAL SERVICES								
01574	10110	SALARY	61,677.52	75,483.20	75,483.20	59,555.60	47,490.14	81,883.47	72.4%
01574	10111	BONUS	686.16	870.96	870.96	870.96	548.00	944.81	72.4%
01574	10120	WAGES	66,920.40	118,482.00	127,082.00	85,754.95	26,083.72	178,511.75	584.4%
01574	10121	BONUS	770.04	1,031.60	1,031.60	1,108.92	200.00	1,674.00	737.0%
01574	10140	OVERTIME	1,156.70	.00	.00	621.57	.00	.00	.0%
01574	10159	PHONE ALLO	165.00	180.00	180.00	150.00	.00	180.00	.0%
01574	10210	FICA	9,458.25	16,751.13	16,751.13	10,776.71	5,959.00	22,824.00	283.0%
01574	10220	RETIREMENT	14,083.25	23,101.26	23,101.26	17,228.67	3,571.00	38,441.00	976.5%
01574	10230	HEALTH INS	15,161.28	23,484.75	23,484.75	20,785.77	7,831.20	34,444.00	339.8%
01574	10232	HLTH DEP	.00	3,000.00	3,000.00	.00	.00	3,096.00	.0%
01574	10233	LIFE INS	198.00	324.00	324.00	402.06	89.40	432.00	383.2%
01574	10236	DENTAL INS	469.58	704.58	704.58	453.65	333.72	1,032.24	209.3%
01574	10240	WORKERS CO	5,565.24	8,737.00	8,737.00	51,251.92	3,411.00	11,351.00	232.8%
TOTAL PERSONAL SERVICES			176,311.42	272,150.48	280,750.48	248,960.78	95,517.18	374,814.27	292.4%
30	OPERATING EXPENSES								
01574	30340	CONTRACTUA	28,092.06	34,225.00	34,225.00	21,275.13	13,700.00	34,225.00	149.8%
01574	30359	REC PGMS	.00	91,182.00	91,182.00	48,385.02	.00	91,182.00	.0%
01574	30400	TRAVEL/PER	1,026.25	7,699.96	4,820.44	6.16	2,642.00	7,699.96	191.4%
01574	30410	COMMUNICAT	6,748.26	5,460.00	5,460.00	4,660.96	1,680.00	6,240.00	271.4%

NEXT YEAR / CURRENT YEAR BUDGET ANALYSIS

PROJECTION: 2024 FY2024 BUDGET FOR PERIOD 99

ACCOUNTS FOR: GENERAL FUND			2022 ACTUAL	2023 ORIG BUD	2023 REVISED BUD	2023 ACTUAL	2023 PROJECTION	2024 MGR REVIEW	PCT CHANGE
01574	30420	POSTAGE	.00	300.00	300.00	8.75	300.00	300.00	.0%
01574	30430	ELECTRIC	11,648.76	13,200.00	13,200.00	11,128.94	900.00	20,400.00	2166.7%
01574	30431	WATER	3,554.47	9,000.00	3,000.00	1,735.39	.00	3,600.00	.0%
01574	30440	RENTAL OF	1,813.40	2,100.00	2,100.00	1,284.96	.00	2,100.00	.0%
01574	30450	INSURANCE	7,513.88	10,468.00	10,468.00	12,932.36	2,972.00	12,918.00	334.7%
01574	30462	VEHICLE RE	437.23	1,000.00	1,000.00	428.83	500.00	1,000.00	100.0%
01574	30463	EQUIPMENT	584.19	5,850.00	5,850.00	850.00	500.00	5,850.00	1070.0%
01574	30464	FACILITIES	6,154.44	22,400.00	13,800.00	10,089.77	1,000.00	22,400.00	2140.0%
01574	30470	PRINTING &	2,111.87	3,000.00	3,000.00	731.73	2,000.00	3,000.00	50.0%
01574	30480	ADVERTISIN	10,017.84	10,208.00	13,208.00	12,913.19	3,500.00	10,208.00	191.7%
01574	30484	ENTERTAIN	4,589.62	.00	2,589.20	2,589.20	.00	.00	.0%
01574	30510	OFFICE SUP	1,758.01	900.00	7,779.52	7,794.89	900.00	900.00	.0%
01574	30519	SEN SOCIAL	7,270.78	9,600.00	9,600.00	5,572.16	4,800.00	9,600.00	100.0%
01574	30520	SUPPLIES	9,642.47	10,750.00	12,750.00	11,471.31	4,950.00	10,750.00	117.2%
01574	30521	UNIFORMS	271.00	1,000.00	1,000.00	244.69	.00	1,000.00	.0%
01574	30522	FUEL	1,550.84	1,600.00	1,600.00	1,673.52	800.00	1,600.00	100.0%
01574	30542	TRAINING &	937.86	3,500.00	3,500.00	284.74	1,700.00	3,500.00	105.9%
01574	30544	MEMBERSHIP	1,215.01	1,250.00	1,250.00	964.29	905.00	1,250.00	38.1%
TOTAL OPERATING EXPENSES			106,938.24	244,692.96	241,682.16	157,025.99	43,749.00	249,722.96	470.8%
60	CAPITAL OUTLAY								
01574	60630	IMPROVEMEN	9,870.00	.00	.00	133.00	.00	.00	.0%
01574	60632	SOCCER FLD	400.00	.00	279,500.00	283,960.89	.00	.00	.0%

NEXT YEAR / CURRENT YEAR BUDGET ANALYSIS

PROJECTION: 2024 FY2024 BUDGET FOR PERIOD 99

ACCOUNTS FOR: GENERAL FUND			2022 ACTUAL	2023 ORIG BUD	2023 REVISED BUD	2023 ACTUAL	2023 PROJECTION	2024 MGR REVIEW	PCT CHANGE
01574	60640	EQUIPMENT	11,481.42	.00	.00	13,597.92	.00	.00	.0%
TOTAL CAPITAL OUTLAY			21,751.42	.00	279,500.00	297,691.81	.00	.00	.0%
TOTAL RECREATION			305,001.08	516,843.44	801,932.64	703,678.58	139,266.18	624,537.23	348.4%

NEXT YEAR BUDGET DETAIL REPORT

PROJECTION: 2024 FY2024 BUDGET

ACCOUNTS FOR: GENERAL FUND		VENDOR	QUANTITY	UNIT COST	2024 MGR REVIEW
01574	RECREATION				
10	PERSONAL SERVICES				
10110	SALARY				
01574	10110 - SALARY				81,883.47 *
	REC DIRECTOR (MYoder) $38.60/HR X 2080 HOURS		1.00	80,277.91	80,277.91
	Merit Increase - 2%		1.00	1,605.56	1,605.56
10111	BONUS				
01574	10111 - BONUS				944.81 *
	X-MAS BONUS 3 X 8 HOUR DAY		1.00	944.81	944.81
10120	WAGES				
01574	10120 - WAGES				178,511.75 *
			1.00	38,427.48	38,427.48 A
	3 - REC ASST (TMemmoli) FT $17.12/HR X 2080 HOURS		1.00	35,607.31	35,607.31 A
			.50	45,760.00	22,880.00 A
	5 - REC AIDE (DGreen) PT $17.94/HR X 1300 HOURS 50 HOURS PP / 25 HRS WK		1.00	23,317.52	23,317.52 A
			1.00	24,730.29	24,730.29 A
	7 -CUSTODIAN PT 20 HRS/WK18.63/HOUR		1.00	19,375.50	19,375.50 A
			1.00	3,004.00	3,004.00 A
	REC $16.30/hr 20 hrs wk (KSpivey)		1.00	8,476.65	8,476.65 A
	Merit Increases - 2%		1.00	2,693.00	2,693.00

NEXT YEAR BUDGET DETAIL REPORT

PROJECTION: 2024 FY2024 BUDGET

ACCOUNTS FOR: GENERAL FUND		VENDOR	QUANTITY	UNIT COST	2024 MGR REVIEW
10121	BONUS				
01574	10121 - BONUS				1,674.00 *
	FT X-MAS BONUS 3 X 8 HOUR DAY		1.00	1,674.00	1,674.00 A
	PT X-MAS BONUS 3 X 4 HOUR DAY				
10159	PHONE ALLOWANCE				
01574	10159 - PHONE ALLOWANCE				180.00 *
	PHONE (DG)$15.00/MTH		1.00	180.00	180.00
10210	FICA				
01574	10210 - FICA				22,824.00 *
	WAGES X .0765		1.00	22,824.00	22,824.00 A
10220	RETIREMENT				
01574	10220 - RETIREMENT				38,441.00 *
	WAGES X .1191 FRS 13.57%		1.00	38,441.00	38,441.00
10230	HEALTH INSURANCE				
01574	10230 - HEALTH INSURANCE				34,444.00 *
	4 FT @ $717.60/MTH X 12 = 8611/YR		4.00	8,611.00	34,444.00
10232	HEALTH INS DEPENDENTS				
01574	10232 - HEALTH INS DEPENDENTS				3,096.00 *
			1.00	3,096.00	3,096.00

NEXT YEAR BUDGET DETAIL REPORT

PROJECTION: 2024 FY2024 BUDGET

ACCOUNTS FOR: GENERAL FUND		VENDOR	QUANTITY	UNIT COST	2024 MGR REVIEW
10233	LIFE INSURANCE				
01574	10233 - LIFE INSURANCE				432.00 *
	4 FT X $9.00/MTH X 12 = $108/YR		4.00	108.00	432.00
10236	DENTAL INSURANCE				
01574	10236 - DENTAL INSURANCE				1,032.24 *
	4 FT @ $21.51/MTH X 12 = $258.06/YR		4.00	258.06	1,032.24
10240	WORKERS COMPENSATION				
01574	10240 - WORKERS COMPENSATION				11,351.00 *
	WAGES X RISK CODE		1.00	11,351.00	11,351.00 A
	TOTAL PERSONAL SERVICES				374,814.27
30	OPERATING EXPENSES				
30340	CONTRACTUAL SERVICES				
01574	30340 - CONTRACTUAL SERVICES				34,225.00 *
	ANNUAL FEE MONITOR SECURITY SYSTEM RECREATION BLDG		1.00	500.00	500.00
	FRUITLAND PARK DAY		1.00	11,000.00	11,000.00
	HOMETOWN XMAS		1.00	5,000.00	5,000.00
	MOVIE NIGHT		12.00	700.00	8,400.00
	BREWS, BLUES AND BBQ		1.00	2,200.00	2,200.00
	REC PRO		1.00	7,125.00	7,125.00

NEXT YEAR BUDGET DETAIL REPORT

PROJECTION: 2024 FY2024 BUDGET

ACCOUNTS FOR: GENERAL FUND		VENDOR	QUANTITY	UNIT COST	2024 MGR REVIEW
30359	RECREATION PROGRAMS				
01574	30359 - RECREATION PROGRAMS				91,182.00 *
	SOFTBALL, T-BALL, SOCCER, BASKETBALL, ARCHERY, VOLLEYBALL, KICKBALL, SUMMER CAMP, FLAG FOOTBALL, TRIK OR TROT, LOVE RUN, RECREATION SIGNS SPORTS PROGRAMS		1.00	91,182.00	91,182.00
30400	TRAVEL/PER DIEM				
01574	30400 - TRAVEL/PER DIEM				7,699.96 *
	CONFERENCE HOTEL (FRPA)3 EMPLOYEES		14.00	257.14	3,599.96
	DIRECTOR'S CONFERENCE HOTEL (AGENCY SUMMIT)		2.00	200.00	400.00
	REC CONFERENCE MEALS (FRPA) X 3 EMPLOYEES		5.00	400.00	2,000.00
	DIRECTOR CONFERENCE MEALS (AGENCY SUMMIT)		4.00	80.00	320.00
	NATIONAL RECREATION & PARKS ASSOC HOTEL (NRPA)		4.00	200.00	800.00
	AGENCY SUMMIT MILEAGE		1.00	100.00	100.00
	NRPA MEALS		6.00	80.00	480.00
30410	COMMUNICATIONS				
01574	30410 - COMMUNICATIONS				6,240.00 *
	VERIZON SERVICE - DIRECTOR$55/MTH		12.00	105.00	1,260.00
	SUMMIT BROADBAND CABLE/INTERNET/PHONES		12.00	415.00	4,980.00

NEXT YEAR BUDGET DETAIL REPORT

PROJECTION: 2024 FY2024 BUDGET

ACCOUNTS FOR: GENERAL FUND		VENDOR	QUANTITY	UNIT COST	2024 MGR REVIEW
30420	POSTAGE				
01574	30420 - POSTAGE				300.00 *
	POSTAGE (MISC)		1.00	200.00	200.00
	MAIL PROGRAM FLYERS		1.00	100.00	100.00
30430	ELECTRIC				
01574	30430 - ELECTRIC				20,400.00 *
	RECREATION OFFICE		12.00	1,200.00	14,400.00
	MAKE UTILITIES AT COMM CTR UNDERGROUND		1.00	6,000.00	6,000.00
30431	WATER				
01574	30431 - WATER				3,600.00 *
	RECREATION		12.00	300.00	3,600.00
30440	RENTAL OF EQUIPMENT				
01574	30440 - RENTAL OF EQUIPMENT				2,100.00 *
	COPY MACHINE		12.00	175.00	2,100.00
30450	INSURANCE				
01574	30450 - INSURANCE				12,918.00 *
	LIABILITY/PROPERTY/PUBLICOFFICIALS		1.00	12,918.00	12,918.00
30462	VEHICLE REPAIRS/MAINT				
01574	30462 - VEHICLE REPAIRS/MAINT				1,000.00 *
			1.00	1,000.00	1,000.00

NEXT YEAR BUDGET DETAIL REPORT

PROJECTION: 2024 FY2024 BUDGET

ACCOUNTS FOR: GENERAL FUND		VENDOR	QUANTITY	UNIT COST	2024 MGR REVIEW
30463	EQUIPMENT REPAIRS/MAINT				
01574	30463 - EQUIPMENT REPAIRS/MAINT				5,850.00 *
	MISCELLANEOUS REPAIRS-NETS,POIST, ETC.		1.00	2,500.00	2,500.00
	REC PRO EQUIPMENT		1.00	1,850.00	1,850.00
	SWING SEATS & BABY SEATS		1.00	1,500.00	1,500.00
30464	FACILITIES REPAIRS/MAINT				
01574	30464 - FACILITIES REPAIRS/MAINT				22,400.00 *
	TERMINEX, TRUGREEN FERTILIZATION, WINTERIZATION		1.00	10,000.00	10,000.00
	COMM CTR REPAIRS & MAINT		1.00	10,000.00	10,000.00
	CLEAN CHAIRS QUARTERLY		4.00	600.00	2,400.00
30470	PRINTING & COPYING				
01574	30470 - PRINTING & COPYING				3,000.00 *
	PRINT FLYERS		1.00	3,000.00	3,000.00
30480	ADVERTISING				
01574	30480 - ADVERTISING				10,208.00 *
	FRUITLAND PARK DAY		1.00	1,500.00	1,500.00
	HOMETOWN X-MAS		1.00	1,000.00	1,000.00
	MISC ADVERTISING NEW EVENTS		1.00	1,000.00	1,000.00
	BANNERS & SIGNS FOR ALL EVENTS		1.00	2,500.00	2,500.00
	BEAUTIFICATION DAY		1.00	500.00	500.00
	MONTHLY ADVERTISING		12.00	309.00	3,708.00

NEXT YEAR BUDGET DETAIL REPORT

PROJECTION: 2024 FY2024 BUDGET

ACCOUNTS FOR: GENERAL FUND		VENDOR	QUANTITY	UNIT COST	2024 MGR REVIEW
30510	OFFICE SUPPLIES				
01574	30510 - OFFICE SUPPLIES				900.00 *
	FAX & PRINTER INK		1.00	800.00	800.00
	MISC SUPPLIES		1.00	100.00	100.00
30519	SUPPLIES SENIOR SOCIAL				
01574	30519 - SUPPLIES SENIOR SOCIAL				9,600.00 *
	MISC SUPPLIES SENIOR SOCIAL		24.00	50.00	1,200.00
	MEAT DISH-SENIOR		24.00	350.00	8,400.00
30520	SUPPLIES				
01574	30520 - SUPPLIES				10,750.00 *
	SOCCER/BASKETBALL-CONES,NETS FIRST AIDE KITS ETC.		1.00	4,000.00	4,000.00
	HOMETOWN CHRISTMAS W/400GOODIE BAGS		1.00	2,000.00	2,000.00
	FRUITLAND PARK DAY		1.00	3,000.00	3,000.00
	RECREATION TENT		1.00	1,750.00	1,750.00
30521	UNIFORMS				
01574	30521 - UNIFORMS				1,000.00 *
	FP DAY SHIRTSH.C. SHIRTS		1.00	1,000.00	1,000.00
30522	FUEL				
01574	30522 - FUEL				1,600.00 *
	GAS FOR CHEVY		1.00	1,600.00	1,600.00

NEXT YEAR BUDGET DETAIL REPORT

PROJECTION: 2024 FY2024 BUDGET

ACCOUNTS FOR: GENERAL FUND		VENDOR	QUANTITY	UNIT COST	2024 MGR REVIEW
30542	TRAINING & EDUCATION				
01574	30542 - TRAINING & EDUCATION				3,500.00 *
	REC CONFERENCE (FRPA)		3.00	700.00	2,100.00
	DIRECTOR'S CONFERENCE (AGENCYSUMMIT)		1.00	400.00	400.00
	NATL RECREATION & PARKS ASSOC(NRPA)		1.00	600.00	600.00
	EVENTS & FESTIVALS CONFERENCE		1.00	400.00	400.00
30544	MEMBERSHIPS				
01574	30544 - MEMBERSHIPS				1,250.00 *
	FLORIDA RECREATION & PARKSASSOC (FRPA)		3.00	150.00	450.00
	KIWANIS		1.00	100.00	100.00
	COSTCO		1.00	100.00	100.00
	NATL RECREATION & PARKS ASSOC(NRPA)		1.00	600.00	600.00
	TOTAL OPERATING EXPENSES				249,722.96
	TOTAL RECREATION				624,537.23

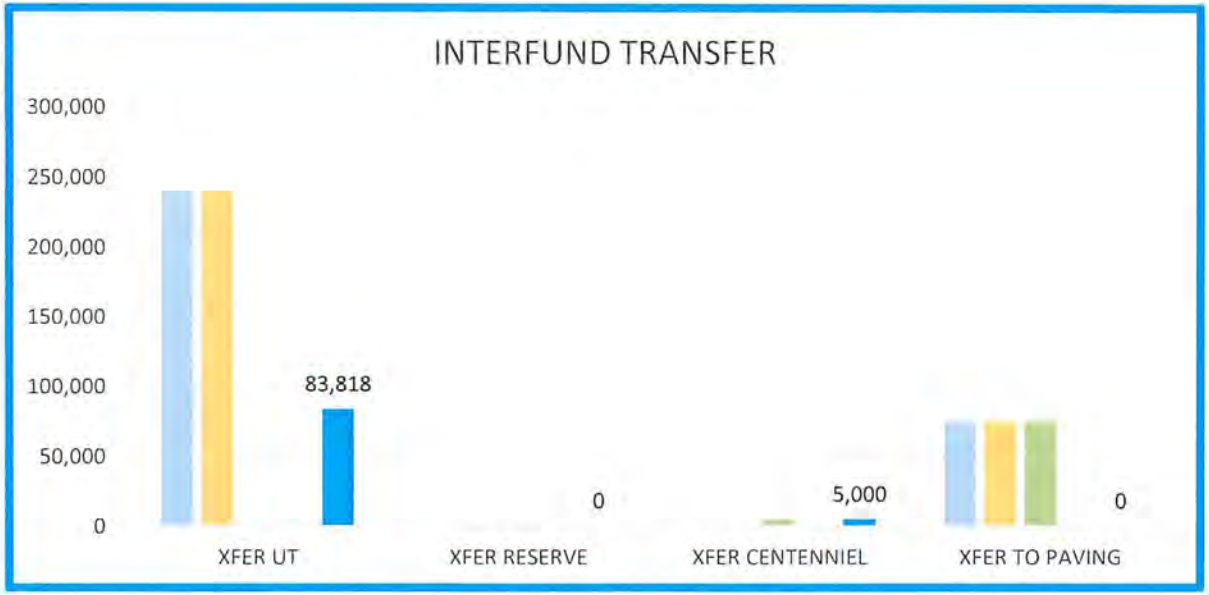

	XFER UT	XFER RESERVE	XFER CENTENNIEL	XFER TO PAVING	TOTAL
FY2020	240,000	0		75,000	315,000
FY2021	240,000	0		75,000	315,000
FY2022	0	0	5,000	75,000	80,000
FY2023	0	0	5,000	0	5,000
FY2024	83,818	0	5,000	0	88,818

CHANGE	XFER UT			XFER TO RESERVE	TOTAL
FM FY2019	0	0	0	0	0
FM FY2020	-240,000	0	5,000	0	-235,000
FM FY2021	0	0	0	-75,000	-75,000
FM FY2022	83,818	0	0	0	83,818

808jmich |NEXT YEAR / CURRENT YEAR BUDGET ANALYSIS
PROJECTION: FY2024 BUDGET

ACCOUNTS FOR: INTERFUND TRANSFERS		2022 ACTUAL	2023 REVISED BUD	2024 PROPOSED	CHANGE FM FY2023	
1581	**INTERFUND TRANSFER**					
90914	XFER TO UTLITY	0	0	83,818	83,818	
90920	XFER TO RESERVES	0	0	0	0	
90921	XFER TO PAVING	75,000	0	0		0%
90922	XFER TO CENTENNIEL	5,000	5,000	5,000		100%
	OPERATING EXPENSES	80,000	5,000	88,818	83,818	1676%
	INTERFUND TRANSFER	**80,000**	**5,000**	**88,818**	**83,818**	1676%

CITY OF FRUITLAND PARK

NEXT YEAR / CURRENT YEAR BUDGET ANALYSIS

PROJECTION: 2024 FY2024 BUDGET FOR PERIOD 99

ACCOUNTS FOR: GENERAL FUND			2022 ACTUAL	2023 ORIG BUD	2023 REVISED BUD	2023 ACTUAL	2023 PROJECTION	2024 MGR REVIEW	PCT CHANGE
01581	INTERFUND TRANSFERS								
01581	90914	XFER TO UT	.00	.00	.00	.00	.00	83,818.00	.0%
01581	90922	TX CENT FN	.00	5,000.00	5,000.00	.00	.00	5,000.00	.0%
TOTAL INTERFUND TRANSFERS			.00	5,000.00	5,000.00	.00	.00	88,818.00	.0%
TOTAL GENERAL FUND			7,622,534.83	10,277,768.80	11,062,858.00	7,453,666.14	4,158,010.61	11,172,448.53	168.7%

NEXT YEAR BUDGET DETAIL REPORT

PROJECTION: 2024 FY2024 BUDGET

ACCOUNTS FOR: GENERAL FUND		VENDOR	QUANTITY	UNIT COST	2024 MGR REVIEW
01581	INTERFUND TRANSFERS				
90	NON-OPERATING				
01581	90914 - XFER TO UTILITY				83,818.00
01581	90922 - TRANSFER TO CENTENNIEL FUND				5,000.00 *
	TRANSFER $5000/YR TO THE CENTENNTIEL CELEBRATION FUND		1.00	5,000.00	5,000.00
	TOTAL INTERFUND TRANSFERS				88,818.00
	TOTAL GENERAL FUND		11,172,448.53		

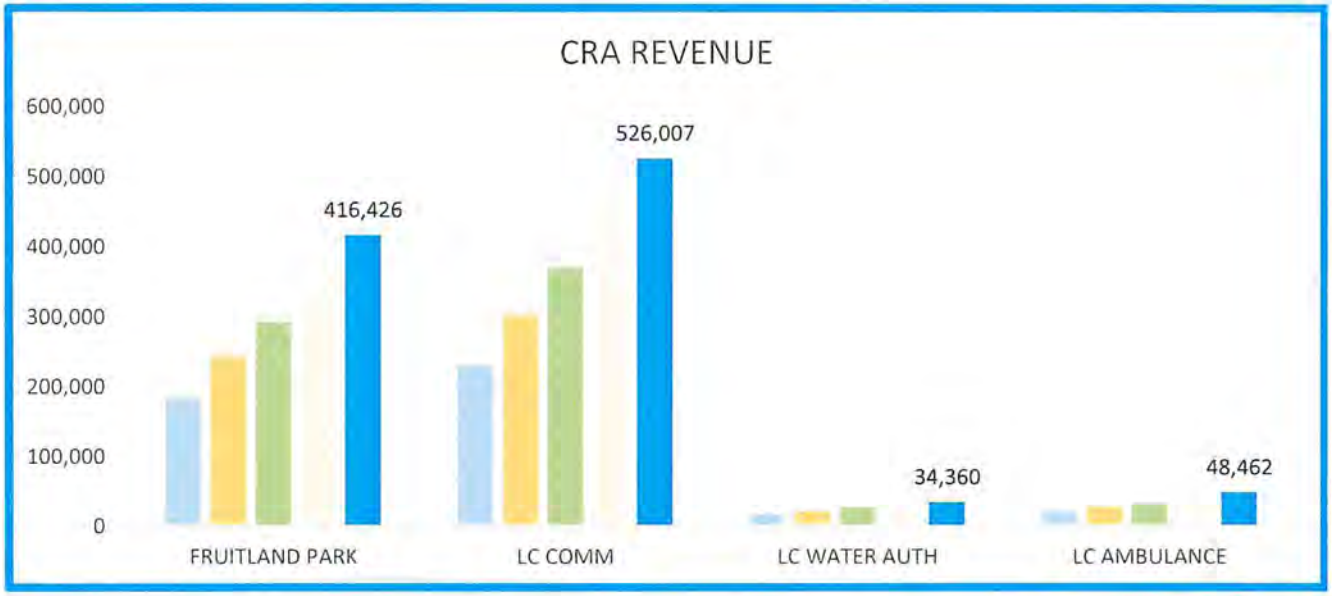

	FRUITLAND PARK	LC COMM	LC WATER AUTH	LC AMBULANCE	INTEREST	Tx in FB	TOTAL
FY2020	183,533	230,307	16,681	21,014	4,299		455,834
FY2021	241,923	302,023	20,821	27,780	1,801		594,348
FY2022	292,767	370,837	26,611	33,836	1,200		725,251
FY2023	367,894	466,341	30,355	42,721	1,148	218,237	1,126,696
FY2024	416,426	526,007	34,360	48,462	36,000	0	1,061,255
CHANGE							
FM FY2020	58,390	71,716	4,140	6,766	-2,498		138,514
FM FY2021	50,844	68,814	5,790	6,056	-601		130,903
FM FY2022	75,127	95,504	3,744	8,885	-52		183,208
FM FY2023	48,532	59,666	4,005	5,741	34,852	-218,237	152,796

808jmich |NEXT YEAR / CURRENT YEAR BUDGET ANALYSIS
PROJECTION: FY2024 BUDGET

	ACCOUNTS FOR: REDEVELOPMENT REVENUE	2022 ACTUAL	2023 REVISED BUD	2024 PROPOSED	CHANGE FM FY2023	
33901	CITY OF FRUITLAND PARK	291,394	367,894	416,426	48,532	13%
33902	LAKE COUNTY COMMISSION	367,566	466,341	526,007	59,666	13%
33903	LAKE CO WATER AUTHORITY	24,043	30,355	34,360	4,005	13%
33904	LAKE CO AMBULANCE	33,674	42,721	48,462	5,741	13%
	INTERGOVERMENTAL	716,677	907,311	1,025,255	117,944	13%
36110	INTEREST INCOME	9,811	1,148	36,000	34,852	3036%
	MISC REVENUE	9,811	1,148	36,000	34,852	
38001	XFER IN FROM FUND BALANCE		218,237			
	NON-OPERATING	0	218,237	0	-218,237	
	COMMUNITY REDEVELOPMEN	**726,488**	**1,126,696**	**1,061,255**	**-65,441**	-6%

NEXT YEAR / CURRENT YEAR BUDGET ANALYSIS

PROJECTION: 2024 FY2024 BUDGET FOR PERIOD 99

ACCOUNTS FOR: REDEVELOPMENT FUND			2022 ACTUAL	2023 ORIG BUD	2023 REVISED BUD	2023 ACTUAL	2023 PROJECTION	2024 MGR REVIEW	PCT CHANGE
20001	REDEVELOPMENT FUND REVENU								
33	INTERGOVERN. REVENUE								
33901	CITY OF FRUITLAND PARK								
20001	33901	CITY OF FR	291,394.00	367,894.00	367,894.00	366,020.00	89,888.00	416,426.00	363.3%
20001	33902	LAKE COUNT	367,566.00	466,341.00	466,341.00	463,054.00	118,489.00	526,007.00	343.9%
20001	33903	LC WTR AUT	24,043.00	30,355.00	30,355.00	28,835.26	5,759.00	34,360.00	496.6%
20001	33904	LAKE CO AM	33,674.00	42,721.00	42,721.00	42,560.00	10,339.00	48,462.00	368.7%
TOTAL INTERGOVERN. REVENUE			716,677.00	907,311.00	907,311.00	900,469.26	224,475.00	1,025,255.00	356.7%
36	MISC. REVENUE								
20001	36110	INTEREST I	9,810.95	1,148.00	1,148.00	15,691.05	1,077.00	36,000.00	3242.6%
TOTAL MISC. REVENUE			9,810.95	1,148.00	1,148.00	15,691.05	1,077.00	36,000.00	3242.6%
38	NON REVENUES								
20001	38001	XFER IN FU	.00	163,504.00	218,237.00	.00	.00	.00	.0%
TOTAL NON REVENUES			.00	163,504.00	218,237.00	.00	.00	.00	.0%
TOTAL REDEVELOPMENT FUND REV			726,487.95	1,071,963.00	1,126,696.00	916,160.31	225,552.00	1,061,255.00	370.5%

NEXT YEAR BUDGET DETAIL REPORT

PROJECTION: 2024 FY2024 BUDGET

ACCOUNTS FOR: REDEVELOPMENT FUND		VENDOR	QUANTITY	UNIT COST	2024 MGR REVIEW
20001	REDEVELOPMENT FUND REVENU				
33	INTERGOVERN. REVENUE				
33901	CITY OF FRUITLAND PARK				
20001	33901 - CITY OF FRUITLAND PARK				416,426.00 *
	MILLAGE 3.9134		1.00	234,960.00	-234,960.00
	CRA 00F1				
	INCREASE OVER BASE YEAR				
	$63,189,998EXPENSED IN 01519-30491				
	MILLAGE 3.9134		1.00	181,466.00	-181,466.00
	CRA 00F2				
	INCREASE OVER BASE YEAR				
	$48,881,114EXPENSED IN 01519-30491				
33902	LAKE COUNTY COMMISSION				
20001	33902 - LAKE COUNTY COMMISSION				526,007.00 *
	LAKE COUNTY MILLAGE 5.529CRA 00F1		1.00	302,382.00	-302,382.00
	LAKE COUNTY MILLAGE 5.0529CRA 00F2		1.00	223,625.00	-223,625.00
33903	LAKE CO WATER AUTHORITY				
20001	33903 - LAKE CO WATER AUTHORITY				34,360.00 *
	LAKE CO WATER AUTH MILLAGE .3229		1.00	19,387.00	-19,387.00
	CRA 00F1				
	LAKE CO WATER AUTH MILLAGE .3229		1.00	14,973.00	-14,973.00
	CRA 00F2				
33904	LAKE CO AMBULANCE DISTRICT				
20001	33904 - LAKE CO AMBULANCE DISTRICT				48,462.00 *
	LAKE CO AMBULANCE MILLAGE .4629		1.00	27,701.00	-27,701.00
	CRA 00F1				
	LAKE CO AMBULANCE MILLAGE .4629		1.00	20,761.00	-20,761.00
	CRA 00F2				

NEXT YEAR BUDGET DETAIL REPORT

PROJECTION: 2024 FY2024 BUDGET

ACCOUNTS FOR: REDEVELOPMENT FUND		VENDOR	QUANTITY	UNIT COST	2024 MGR REVIEW
TOTAL INTERGOVERN. REVENUE					1,025,255.00
36	MISC. REVENUE				
36110	INTEREST INCOME				
20001	36110 - INTEREST INCOME				36,000.00 *
			1.00	36,000.00	-36,000.00
TOTAL MISC. REVENUE					36,000.00
TOTAL REDEVELOPMENT FUND REVENU					1,061,255.00

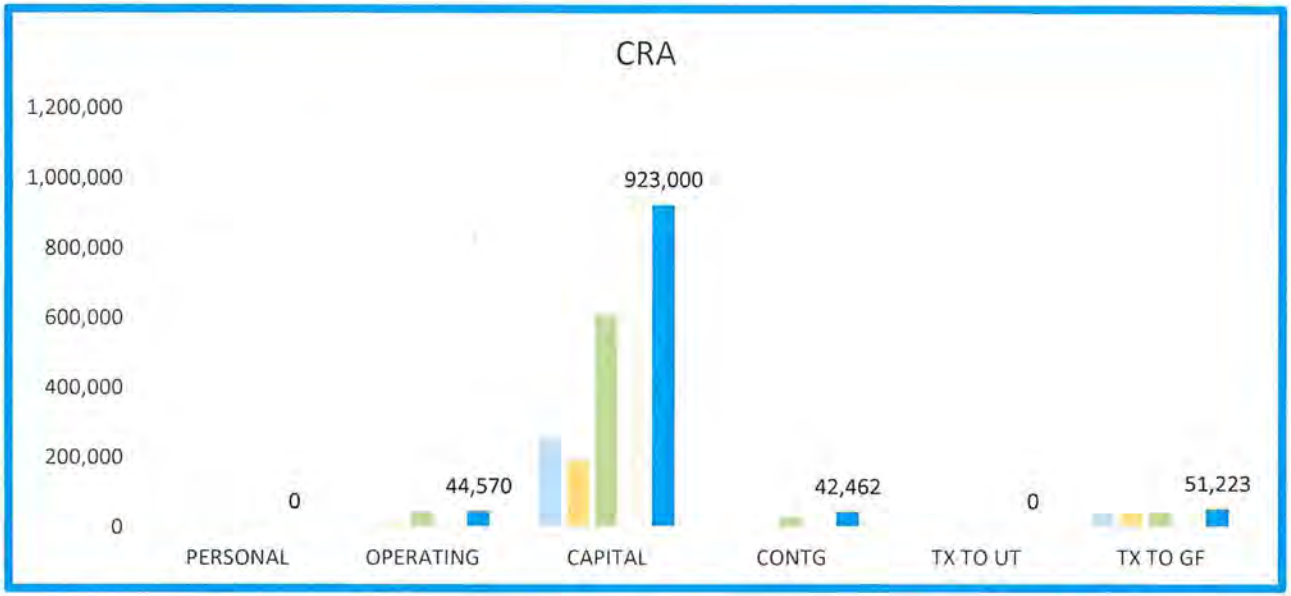

	PERSONAL	OPERATING	CAPITAL	CONTG	TX TO UT	TX TO GF	TOTAL
FY2020	0	175	257,198	0	0	38,794	296,167
FY2021	0	6,443	189,815	0	0	41,670	237,928
FY2022	0	44,570	608,672	28,667	0	43,342	725,251
FY2023	0	44,570	1,001,945	28,958	0	51,223	1,126,696
FY2024	0	44,570	923,000	42,462	0	51,223	1,061,255
CHANGE							
FM FY2020	0	6,268	-67,383	0	0	2,876	-58,239
FM FY2021	0	38,127	418,857	28,667	0	1,672	487,323
FM FY2022	0	0	393,273	291	0	7,881	401,445
FM FY2023	0	0	-78,945	13,504	0	0	-65,441

808jmich |NEXT YEAR / CURRENT YEAR BUDGET ANALYSIS
PROJECTION: FY2024 BUDGET

ACCOUNTS FOR: REDEVELOPMENT EXPENSE		2022 ACTUAL	2023 REVISED BUD	2024 PROPOSED	CHANGE FM FY2023	
20511	**COMMUNITY REDEVELOPMENT**					
30310	LEGAL FEES	0	0	0	0	
30311	ENGINEERING FEES	0	2,000	2,000	0	0%
30313	PROFESSIONAL FEES	0	2,000	2,000	0	0%
30316	GRANT PROGRAM	0	25,000	25,000	0	0%
30320	AUDIT FEES	8,000	5,000	5,000	0	100%
30479	ABATEMENT	0	5,000	5,000	0	0%
30490	MISC EXPENSE	0	5,000	5,000	0	0%
30544	MEMBERSHIPS	175	570	570	0	0%
	OPERATING EXPENSES	8,175	44,570	44,570	0	0%
60610	PURCHASE LAND	3,953	100,000	100,000	0	
60624	MUNICIPAL COMPLEX	0	50,000	50,000	0	0%
60631	STREETS & ROAD RESURFA	186,740	300,000	300,000	0	0%
60634	SIDEWALK PROJECT		40,000	40,000	0	
60655	COMMUNITY CENTER	0	100,445	300,000	199,555	199%
536	SYSTEM IMPROVEMENTS	40,676	300,000	82,000	-218,000	0%
60665	PARKS IMPROVEMENT	54,474	111,500	51,000	-60,500	100%
	CAPITAL OUTLAY	285,843	1,001,945	923,000	-78,945	-8%
90990	CONTINGENCY FUND	0	28,958	42,462	13,504	47%
	NON-OPERATING	0	28,958	42,462	13,504	47%
	COMMUNITY REDEVELOPMEN	**294,018**	**1,075,473**	**1,010,032**	**-65,441**	-6%
	20581 INTERFUND TRANSFER					
90914	XFER TO UTILITY				0	0%
90916	XFER TO GENERAL FUND	43,342	51,223	51,223	0	0%
	INTERFUND TRANSFER	**43,342**	**51,223**	**51,223**	**0**	0%
	TOTAL REDEVELOPMENT TRL	**337,361**	**1,126,696**	**1,061,255**	**-65,441**	-6%

NEXT YEAR / CURRENT YEAR BUDGET ANALYSIS

PROJECTION: 2024 FY2024 BUDGET FOR PERIOD 99

ACCOUNTS FOR: REDEVELOPMENT FUND			2022 ACTUAL	2023 ORIG BUD	2023 REVISED BUD	2023 ACTUAL	2023 PROJECTION	2024 MGR REVIEW	PCT CHANGE
20511	COMMUNITY REDEVELOPMENT								
30	OPERATING EXPENSES								
20511	30311	ENGINEERIN	.00	2,000.00	2,000.00	.00	2,000.00	2,000.00	.0%
20511	30313	PROFESSION	.00	2,000.00	2,000.00	.00	2,000.00	2,000.00	.0%
20511	30316	GRNT PGM	.00	25,000.00	25,000.00	.00	.00	25,000.00	.0%
20511	30320	AUDIT FEES	8,000.00	5,000.00	5,000.00	.00	.00	5,000.00	.0%
20511	30479	ABATEMENT	.00	5,000.00	5,000.00	.00	5,000.00	5,000.00	.0%
20511	30490	MISC EXPEN	.00	5,000.00	5,000.00	.00	5,000.00	5,000.00	.0%
20511	30544	MEMBERSHIP	175.00	570.00	570.00	175.00	570.00	570.00	.0%
TOTAL OPERATING EXPENSES			8,175.00	44,570.00	44,570.00	175.00	14,570.00	44,570.00	205.9%
60	CAPITAL OUTLAY								
20511	60610	LAND PURCH	3,953.31	100,000.00	100,000.00	5,150.68	.00	100,000.00	.0%
20511	60624	MUNI CMPLX	.00	50,000.00	50,000.00	.00	.00	50,000.00	.0%
20511	60631	STREETS	186,740.00	300,000.00	300,000.00	.00	120,000.00	300,000.00	150.0%
20511	60634	SIDEWALKS	.00	40,000.00	40,000.00	.00	.00	40,000.00	.0%
20511	60636	COMM CTR	40,676.00	45,712.00	100,445.00	82,929.82	.00	82,000.00	.0%
20511	60655	SYS IMPROV	.00	.00	.00	12,600.00	.00	.00	.0%
20511	60655 466AU	SYS IMPROV	.00	300,000.00	300,000.00	.00	.00	300,000.00	.0%
20511	60665	PARKS	54,474.00	111,500.00	111,500.00	85,088.75	.00	51,000.00	.0%
TOTAL CAPITAL OUTLAY			285,843.31	947,212.00	1,001,945.00	185,769.25	120,000.00	923,000.00	669.2%
90	NON-OPERATING								
20511	90990	CONTINGENC	.00	28,958.00	28,958.00	.00	.00	42,462.00	.0%

NEXT YEAR / CURRENT YEAR BUDGET ANALYSIS

PROJECTION: 2024 FY2024 BUDGET FOR PERIOD 99

ACCOUNTS FOR: REDEVELOPMENT FUND	2022 ACTUAL	2023 ORIG BUD	2023 REVISED BUD	2023 ACTUAL	2023 PROJECTION	2024 MGR REVIEW	PCT CHANGE
TOTAL NON-OPERATING	.00	28,958.00	28,958.00	.00	.00	42,462.00	.0%
TOTAL COMMUNITY REDEVELOPMEN	294,018.31	1,020,740.00	1,075,473.00	185,944.25	134,570.00	1,010,032.00	650.6%

NEXT YEAR BUDGET DETAIL REPORT

PROJECTION: 2024 FY2024 BUDGET

ACCOUNTS FOR: REDEVELOPMENT FUND		VENDOR	QUANTITY	UNIT COST	2024 MGR REVIEW
20511	COMMUNITY REDEVELOPMENT				
30	OPERATING EXPENSES				
30311	ENGINEERING FEES				
20511	30311 - ENGINEERING FEES		1.00	2,000.00	2,000.00 * 2,000.00
30313	PROFESSIONAL FEES				
20511	30313 - PROFESSIONAL FEES		1.00	2,000.00	2,000.00 * 2,000.00
30316	GRANT PROGRAM				
20511	30316 - GRANT PROGRAM REDEVELPMT GRANT MATCH		1.00	25,000.00	25,000.00 * 25,000.00
30320	AUDIT FEES				
20511	30320 - AUDIT FEES CRA AUDIT - NEW REQUIREMENT FOR SEPARATE AUDIT		1.00	5,000.00	5,000.00 * 5,000.00
30479	ABATEMENT				
20511	30479 - ABATEMENT NUISANCE ABATEMENT OF CODE ENFORCEMENT VIOLATIONS		1.00	5,000.00	5,000.00 * 5,000.00

NEXT YEAR BUDGET DETAIL REPORT

PROJECTION: 2024 FY2024 BUDGET

ACCOUNTS FOR: REDEVELOPMENT FUND		VENDOR	QUANTITY	UNIT COST	2024 MGR REVIEW
30490	MISC EXPENSE				
20511	30490 - MISC EXPENSE				5,000.00 *
	MISC		1.00	5,000.00	5,000.00
30544	MEMBERSHIPS				
20511	30544 - MEMBERSHIPS				570.00 *
	FL REDEVELOPMENT ASSOCIATION		1.00	395.00	395.00
	DCA SPECIAL DISTRICT FEE		1.00	175.00	175.00
TOTAL OPERATING EXPENSES					44,570.00
60	CAPITAL OUTLAY				
60610	LAND PURCHASE				
20511	60610 - LAND PURCHASE				100,000.00 *
	COMMUNITY PARKING		1.00	100,000.00	100,000.00
60624	MUNICIPAL COMPLEX IMPROVEMTS				
20511	60624 - MUNICIPAL COMPLEX IMPROVMTS				50,000.00 *
	UPGRADE MUNICIPAL BLDG		1.00	50,000.00	50,000.00
60631	STREETS & ROAD RESURFACING				
20511	60631 - STREETS				300,000.00 *
	ROAD SURFACEVARIOUS ROADS/SIDEWALKS		1.00	300,000.00	300,000.00

NEXT YEAR BUDGET DETAIL REPORT

PROJECTION: 2024 FY2024 BUDGET

ACCOUNTS FOR: REDEVELOPMENT FUND		VENDOR	QUANTITY	UNIT COST	2024 MGR REVIEW
60634	SIDEWALK PROJECT				
20511	60634 - SIDEWALKS				40,000.00 *
	SIDEWALK FROM POOL TO COMM CTR		1.00	40,000.00	40,000.00
60636	COMMUNITY CENTER IMPROVEMTS				
20511	60636 - COMMUNITY CENTER IMPROVMTS				82,000.00 *
	VISUAL CONTROL FREAK FOR COMM CTR		1.00	82,000.00	82,000.00
60655	SYSTEM IMPROVEMENTS				
20511	60655 - 466AU SYSTEM IMPROVEMENTS				300,000.00 *
	466a PHASE 3A		1.00	300,000.00	300,000.00
60665	PARKS IMPROVEMENTS				
20511	60665 - PARKS IMPROVEMENTS				51,000.00 *
	NEW DUGOUTS AT CALES SOFTBALL AND TBALL FIELDS		1.00	20,000.00	20,000.00
	BLEACHERS AT CALES SOFTBALL AND TBALL FIELDS		4.00	4,000.00	16,000.00
	IMPROVE AND UPDATE BLDG AT VETS PARK FOR STORAGE		1.00	15,000.00	15,000.00
TOTAL CAPITAL OUTLAY					923,000.00
90	NON-OPERATING				
90990	CONTINGENCY FUND				
20511	90990 - CONTINGENCY REDEVP				42,462.00 *
	UNEXPECTED EXPENSES		1.00	42,462.00	42,462.00

NEXT YEAR BUDGET DETAIL REPORT

PROJECTION: 2024 FY2024 BUDGET

ACCOUNTS FOR: REDEVELOPMENT FUND	VENDOR	QUANTITY	UNIT COST	2024 MGR REVIEW
TOTAL NON-OPERATING				42,462.00
TOTAL COMMUNITY REDEVELOPMENT				1,010,032.00

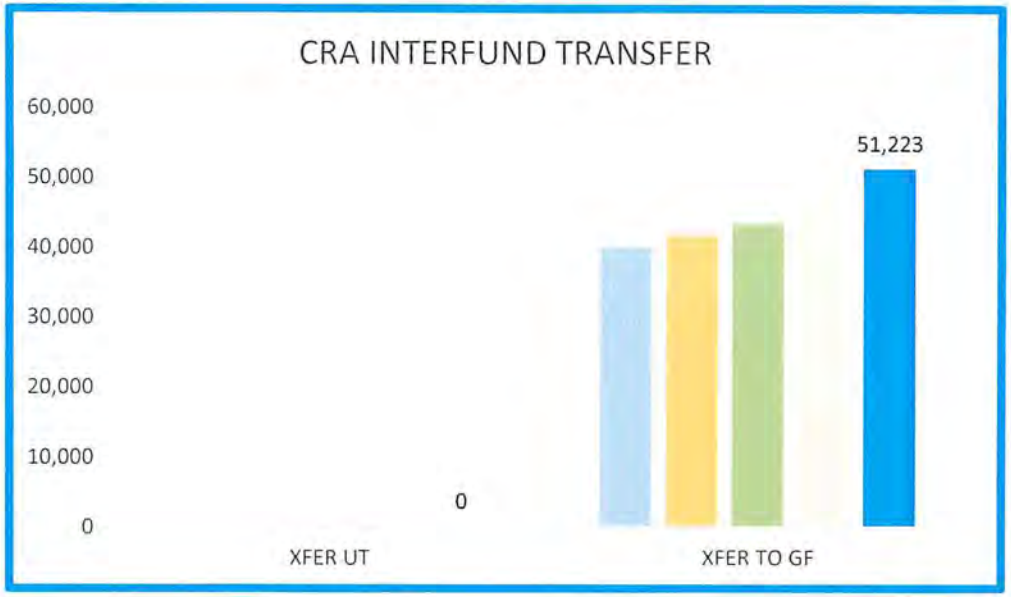

	XFER UT	XFER TO GF	TOTAL
FY2020	0	39,998	39,998
FY2021	0	41,670	41,670
FY2022	0	43,342	43,342
FY2023	0	51,223	51,223
FY2024	0	51,223	51,223
CHANGE			
FM FY2020	0	1,672	7,881
FM FY2021	0	1,672	0
FM FY2022	0	7,881	-51,223
FM FY2023	0	0	7,881

NEXT YEAR / CURRENT YEAR BUDGET ANALYSIS

PROJECTION: 2024 FY2024 BUDGET FOR PERIOD 99

ACCOUNTS FOR:

REDEVELOPMENT FUND			2022 ACTUAL	2023 ORIG BUD	2023 REVISED BUD	2023 ACTUAL	2023 PROJECTION	2024 MGR REVIEW	PCT CHANGE
20581	INTERFUND TRANSFER								
90	NON-OPERATING								
20581	90916	TRANSF TO	43,342.30	51,223.00	51,223.00	12,805.75	36,089.20	51,223.00	41.9%
TOTAL NON-OPERATING			43,342.30	51,223.00	51,223.00	12,805.75	36,089.20	51,223.00	41.9%
TOTAL INTERFUND TRANSFER			43,342.30	51,223.00	51,223.00	12,805.75	36,089.20	51,223.00	41.9%

NEXT YEAR BUDGET DETAIL REPORT

PROJECTION: 2024 FY2024 BUDGET

ACCOUNTS FOR: REDEVELOPMENT FUND		VENDOR	QUANTITY	UNIT COST	2024 MGR REVIEW
20581	INTERFUND TRANSFER				
90	NON-OPERATING				
90916	XFER TO GENERAL FUND				
20581	90916 - TX TO GF				51,223.00 *
	20% CM SALARY & BENEFITS		.20	192,970.00	38,594.00
	REVENUE = 01001-38150				
	10% FINANCE DIRECTOR WAGES & BENEFITS		.10	126,290.00	12,629.00
	REVENUE = 01001-38150				
	TOTAL NON-OPERATING				51,223.00
	TOTAL INTERFUND TRANSFER				51,223.00

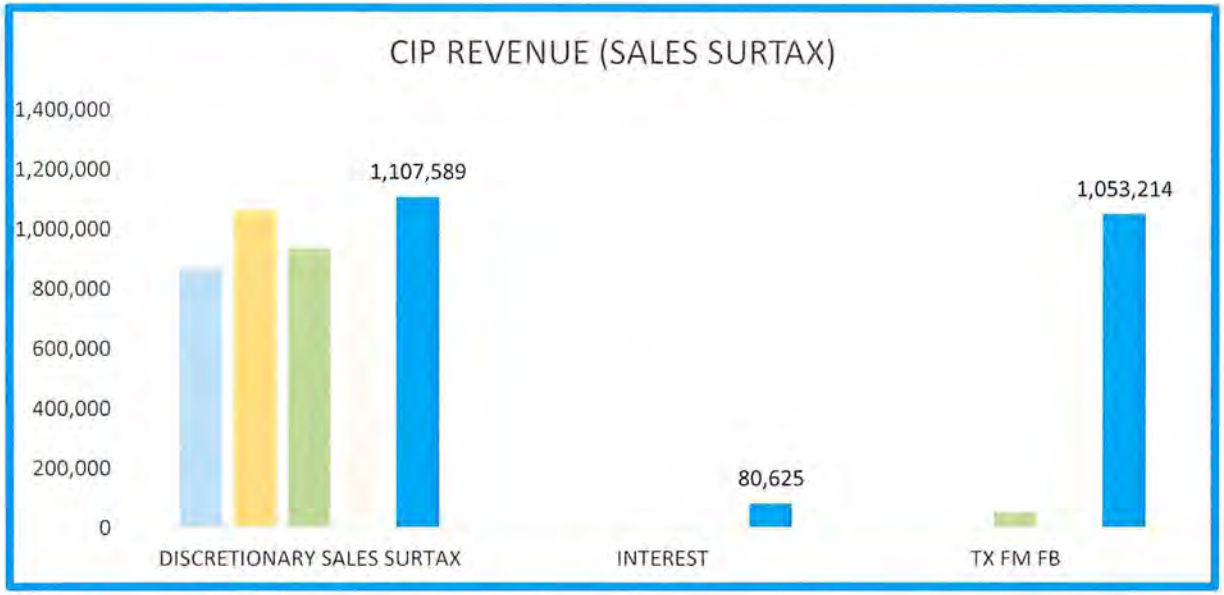

	DISCRETIONARY SALES SURTAX	INTEREST	TX FM FB	TOTAL
FY2020	870,612	1,072		871,684
FY2021	1,063,169	2,496	0	1,065,665
FY2022	936,318	3,337	51,906	991,561
FY2023	1,021,689	2,581	1,305,558	2,329,828
FY2024	1,107,589	80,625	1,053,214	2,241,428

CHANGE

FM FY2020	192,557	1,424	0	193,981
FM FY2021	-126,851	841	51,906	-74,104
FM FY2022	85,371	-756	1,253,652	1,338,267
FM FY2023	85,900	78,044	-252,344	-88,400

808jmich |NEXT YEAR / CURRENT YEAR BUDGET ANALYSIS
PROJECTION: FY2024 BUDGET

ACCOUNTS FOR: CAPITAL PROJECTS REVENUE		2022 ACTUAL	2023 REVISED BUD	2024 PROPOSED	CHANGE FM FY2023	
30001	**CAPITAL PROJECTS**					
31260	DISCRETIONARY SALES TAX	1,223,336	1,021,689	1,107,589	85,900	8%
	INTERGOVERMENTAL	1,223,336	1,021,689	1,107,589	85,900	8%
36120	INTEREST INCOME	12,156	2,581	80,625	78,044	3024%
	MISC EXPENSE	12,156	2,581	80,625	78,044	3024%
38001	TX FROM FUND BALANCE	0	1,305,558	1,053,214	-252,344	-19%
	NON-OPERATING	0	1,305,558	1,053,214	-252,344	-19%
	COMMUNITY REDEVELOPMEN	**1,235,492**	**2,329,828**	**2,241,428**	**-88,400**	-4%

NEXT YEAR / CURRENT YEAR BUDGET ANALYSIS

PROJECTION: 2024 FY2024 BUDGET FOR PERIOD 99

ACCOUNTS FOR: CAPITAL PROJECTS FUND			2022 ACTUAL	2023 ORIG BUD	2023 REVISED BUD	2023 ACTUAL	2023 PROJECTION	2024 MGR REVIEW	PCT CHANGE
30001	CAPITAL PROJECTS REVENUES								
31	TAXES								
31260	DISCRETIONALY SALES SURTAX								
30001	31260	LOCAL GOVT	1,223,336.13	1,021,689.00	1,021,689.00	692,632.67	396,432.00	1,107,589.00	179.4%
TOTAL TAXES			1,223,336.13	1,021,689.00	1,021,689.00	692,632.67	396,432.00	1,107,589.00	179.4%
36	MISC. REVENUE								
30001	36120	INTEREST E	12,156.15	2,581.00	2,581.00	25,239.80	2,206.00	80,625.00	3554.8%
TOTAL MISC. REVENUE			12,156.15	2,581.00	2,581.00	25,239.80	2,206.00	80,625.00	3554.8%
38	NON REVENUES								
30001	38001	XFER IN FU	.00	1,305,558.00	1,305,558.00	.00	566,449.00	1,053,214.00	85.9%
TOTAL NON REVENUES			.00	1,305,558.00	1,305,558.00	.00	566,449.00	1,053,214.00	85.9%
TOTAL CAPITAL PROJECTS REVEN			1,235,492.28	2,329,828.00	2,329,828.00	717,872.47	965,087.00	2,241,428.00	132.3%

NEXT YEAR BUDGET DETAIL REPORT

PROJECTION: 2024 FY2024 BUDGET

ACCOUNTS FOR: CAPITAL PROJECTS FUND		VENDOR	QUANTITY	UNIT COST	2024 MGR REVIEW
30001	CAPITAL PROJECTS REVENUES				
31	TAXES				
31260	DISCRETIONALY SALES SURTAX				
30001	31260 - LOCAL GOVT SURTAX-INFRAS				1,107,589.00 *
	DISTRIBUTION FACTOR IS BASED ON		1.00	1,107,589.00	-1,107,589.00
	COUNTY'S LATEST OFFICIAL POPULATION				
	POPULATION FY2023 8685 FY2022= 10,206				
	FY2021 = 10,094, FY2020= 8,963				
	TOTAL TAXES				1,107,589.00
36	MISC. REVENUE				
36120	INTEREST EARNED				
30001	36120 - INTEREST EARNED				80,625.00 *
			1.00	80,625.00	-80,625.00
	TOTAL MISC. REVENUE				80,625.00
38	NON REVENUES				
38001	XFER IN FUND BALANCE				
30001	38001 - XFER IN FUND BALANCE				1,053,214.00 *
	TRANSFER IN FROM CIP FUND BALANCE		1.00	34,000.00	-34,000.00
	TO COVER EXPENSES:				
	TRANSFER IN FM PW BLDG RESERVE		1.00	1,019,214.00	-1,019,214.00
	TOTAL NON REVENUES				1,053,214.00
	TOTAL CAPITAL PROJECTS REVENUES				2,241,428.00

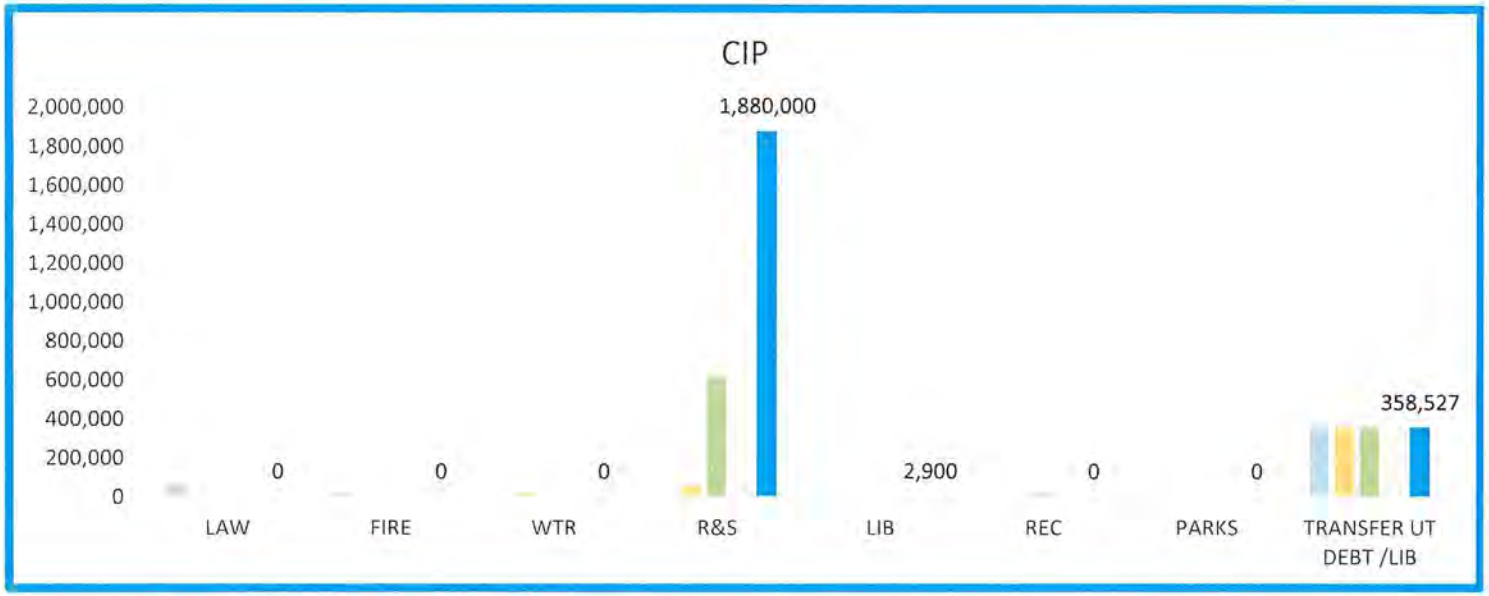

	LAW	FIRE	WTR	R&S	LIB	REC	PARKS	TRANSFER UT DEBT /LIB	TOTAL
FY2020	64,288	31,299	0	0	0	0	0	358,527	454,114
FY2021	9,311	0	22,142	54,428	0	0	0	358,527	444,408
FY2022	0	0	0	617,633	2,900	12,500	0	358,527	991,560
FY2023	98,400	0	0	1,800,000	2,900	46,000	0	358,527	2,305,827
FY2024	0	0	0	1,880,000	2,900	0	0	358,527	2,241,427
CHANGE									
FM FY2020	-54,977	-31,299	22,142	54,428	0	0	0	0	-9,706
FM FY2021	-9,311	0	-22,142	563,205	2,900	12,500	0	0	547,152
FM FY2022	98,400	0	0	1,182,367	0	33,500	0	0	1,314,267
FM FY2023	-98,400	0	0	80,000	0	-46,000	0	0	-64,400

808jmich |NEXT YEAR / CURRENT YEAR BUDGET ANALYSIS
PROJECTION: FY2023 BUDGET

ACCOUNTS FOR: CAPITAL PROJECTS SUMMARY		2022 ACTUAL	2023 REVISED BUD	2024 PROPOSED	CHANGE FM FY2023	
305XX	**CAPITAL PROJECTS**					
30521	POLICE	0	98,400	0	-98400	
30533	WATER	22,142	0	0	0	
30535	SEWER	0	0	0	0	
30541	R&S	68,293	1,800,000	1,880,000	80,000	4%
30571	LIBRARY	0	2,900	2,900	0	0%
30572	RECREATION	0	46,000	0	-46,000	100%
30573	PARKS			0		
30581	TRANSFER	358,527	358,527	358,528	0	0%
	LAW ENFORCEMENT CAP PR	**448,962**	**2,305,827**	**2,241,428**	**-64,400**	-3%

808jmich |NEXT YEAR / CURRENT YEAR BUDGET ANALYSIS
PROJECTION: FY2024 BUDGET

ACCOUNTS FOR: LAW ENFORCEMENT CAP PROJ		2022 ACTUAL	2023 REVISED BUD	2024 PROPOSED	CHANGE FM FY2023
30521	**LAW ENFORCEMENT CAP PROJ**				
60640	EQUIPMENT PURCHASES				0
60649	EQUIPMENT - VEHICLES	0	98,400	0	-98400
	CAPITAL OUTLAY	0	98,400	0	-98400
	LAW ENFORCEMENT CAP PR	**0**	**98,400**	**0**	**-98400**

6 POLICE CARS LEASED 4 OF 4 YRS PARTIAL YR

NEXT YEAR / CURRENT YEAR BUDGET ANALYSIS

PROJECTION: 2024 FY2024 BUDGET FOR PERIOD 99

ACCOUNTS FOR: CAPITAL PROJECTS FUND			2022 ACTUAL	2023 ORIG BUD	2023 REVISED BUD	2023 ACTUAL	2023 PROJECTION	2024 MGR REVIEW	PCT CHANGE
30521	LAW ENFORCEMENT CAP PROJ								
60	CAPITAL OUTLAY								
30521	60649	PD-VEHICLE	.00	98,400.00	98,400.00	91,547.82	.00	.00	.0%
TOTAL CAPITAL OUTLAY			.00	98,400.00	98,400.00	91,547.82	.00	.00	.0%
TOTAL LAW ENFORCEMENT CAP PR			.00	98,400.00	98,400.00	91,547.82	.00	.00	.0%

808jmich |NEXT YEAR / CURRENT YEAR BUDGET ANALYSIS
PROJECTION: FY2024 BUDGET

ROAD & ST CAPITAL PROJECT	ACCOUNTS FOR:	2022 ACTUAL	2023 REVISED BUD	2024 PROPOSED	CHANGE FM FY2023	
30541	**ROAD & ST CAPITAL PROJECT**					
60620	BUILDINGS	68,293	1,750,000	1,800,000	50,000	3%
60640	EQUIPMENT PURCHASES	0	50,000	80,000	30,000	0%
	CAPITAL OUTLAY	68,293	1,800,000	1,880,000	80,000	4%
	ROAD & ST CAPITAL PROJ	**68,293**	**1,800,000**	**1,880,000**	**80,000**	4%

NEXT YEAR / CURRENT YEAR BUDGET ANALYSIS

PROJECTION: 2024 FY2024 BUDGET FOR PERIOD 99

ACCOUNTS FOR:
CAPITAL PROJECTS FUND

			2022 ACTUAL	2023 ORIG BUD	2023 REVISED BUD	2023 ACTUAL	2023 PROJECTION	2024 MGR REVIEW	PCT CHANGE
30541	ROAD & ST CAPITAL PROJECT								
60	CAPITAL OUTLAY								
30541	60620	BUILDINGS	68,292.80	1,750,000.00	1,750,000.00	3,309,084.26	.00	1,800,000.00	.0%
30541	60640	EQUIPMENT	.00	50,000.00	50,000.00	.00	.00	80,000.00	.0%
TOTAL CAPITAL OUTLAY			68,292.80	1,800,000.00	1,800,000.00	3,309,084.26	.00	1,880,000.00	.0%
TOTAL ROAD & ST CAPITAL PROJ			68,292.80	1,800,000.00	1,800,000.00	3,309,084.26	.00	1,880,000.00	.0%

NEXT YEAR BUDGET DETAIL REPORT

PROJECTION: 2024 FY2024 BUDGET

ACCOUNTS FOR: CAPITAL PROJECTS FUND		VENDOR	QUANTITY	UNIT COST	2024 MGR REVIEW
30541	ROAD & ST CAPITAL PROJECT				
60	CAPITAL OUTLAY				
60620	BUILDINGS				
30541	60620 - BUILDINGS				1,800,000.00 *
	CONSTRUCT PUBLIC WORKS BUILDING		1.00	1,600,000.00	1,600,000.00
	DEMOLITION OF OLD PW BLDG		1.00	100,000.00	100,000.00
	MILLINGS FOR PARKING LOT IN PLACE OF PW BLDG		1.00	50,000.00	50,000.00
	POLE BARN AT NEW PW BUILDING		1.00	50,000.00	50,000.00
60640	EQUIPMENT PURCHASES				
30541	60640 - EQUIPMENT PURCHASES				80,000.00 *
	FURNISH NEW PUBLIC WORKS BLDG		1.00	50,000.00	50,000.00
	18K LB. 4 POST VEHICLE LIFT		1.00	30,000.00	30,000.00
	TOTAL CAPITAL OUTLAY				1,880,000.00
	TOTAL ROAD & ST CAPITAL PROJECT				1,880,000.00

808jmich |NEXT YEAR / CURRENT YEAR BUDGET ANALYSIS
PROJECTION: FY2024 BUDGET

ACCOUNTS FOR: LIB CAPITAL PROJECTS FUND		2022 ACTUAL	2023 REVISED BUD	2024 PROPOSED	CHANGE FM FY2023	
30571	**LIBRARY CAPITAL PROJECTS**					
60630	IMPROVEMENTS	0	0	0	0	0%
60640	EQUIPMENT PURCHASES	0	2,900	2,900	0	0%
	CAPITAL OUTLAY	0	2,900	2,900	0	0%
	LIBRARY CAPITAL PROJEC	**0**	**2,900**	**2,900**	**0**	0%

NEXT YEAR / CURRENT YEAR BUDGET ANALYSIS

PROJECTION: 2024 FY2024 BUDGET FOR PERIOD 99

ACCOUNTS FOR: CAPITAL PROJECTS FUND			2022 ACTUAL	2023 ORIG BUD	2023 REVISED BUD	2023 ACTUAL	2023 PROJECTION	2024 MGR REVIEW	PCT CHANGE
30571	LIBRARY CAPITAL PROJECTS								
60	CAPITAL OUTLAY								
30571	60640	EQUIPMENT	.00	2,900.00	2,900.00	.00	.00	2,900.00	.0%
TOTAL CAPITAL OUTLAY			.00	2,900.00	2,900.00	.00	.00	2,900.00	.0%
TOTAL LIBRARY CAPITAL PROJEC			.00	2,900.00	2,900.00	.00	.00	2,900.00	.0%

CITY OF FRUITLAND PARK

NEXT YEAR BUDGET DETAIL REPORT

PROJECTION: 2024 FY2024 BUDGET

ACCOUNTS FOR: CAPITAL PROJECTS FUND		VENDOR	QUANTITY	UNIT COST	2024 MGR REVIEW
30571	LIBRARY CAPITAL PROJECTS				
60	CAPITAL OUTLAY				
60640	EQUIPMENT PURCHASES				
30571	60640 - EQUIPMENT PURCHASES				2,900.00 *
	BOOK CASES FOR CHILDREN'S ROOM		1.00	2,900.00	2,900.00
	TOTAL CAPITAL OUTLAY				2,900.00
	TOTAL LIBRARY CAPITAL PROJECTS				2,900.00

808jmich |NEXT YEAR / CURRENT YEAR BUDGET ANALYSIS
PROJECTION: FY2024 BUDGET

ACCOUNTS FOR: RECREATION CAP PROJECTS		2022 ACTUAL	2023 REVISED BUD	2024 PROPOSED	CHANGE FM FY2023	
30572	**RECREATION CAP PROJECTS**					
60632	SOCCER FIELD	0	28,000	0	-28,000	100%
60634	VETERANS PARK	0	0	0	0	0%
60640	EQUIPMENT	0	18,000	0	0	0%
	CAPITAL OUTLAY	0	46,000	0	-46,000	100%
	RECREATION CAP PROJECT	**0**	**46,000**	**0**	**-46,000**	100%

NEXT YEAR / CURRENT YEAR BUDGET ANALYSIS

PROJECTION: 2024 FY2024 BUDGET FOR PERIOD 99

ACCOUNTS FOR: CAPITAL PROJECTS FUND			2022 ACTUAL	2023 ORIG BUD	2023 REVISED BUD	2023 ACTUAL	2023 PROJECTION	2024 MGR REVIEW	PCT CHANGE
30572	RECREATION CAP PROJECTS								
60	CAPITAL OUTLAY								
30572	60632	SOCCER/FOO	.00	28,000.00	28,000.00	.00	.00	.00	.0%
30572	60640	EQUIPMENT	.00	18,000.00	18,000.00	17,998.00	.00	.00	.0%
TOTAL CAPITAL OUTLAY			.00	46,000.00	46,000.00	17,998.00	.00	.00	.0%
TOTAL RECREATION CAP PROJECT			.00	46,000.00	46,000.00	17,998.00	.00	.00	.0%

808jmich |NEXT YEAR / CURRENT YEAR BUDGET ANALYSIS
PROJECTION: FY2024 BUDGET

ACCOUNTS FOR: PARKS CAP PROJECTS		2022 ACTUAL	2023 REVISED BUD	2024 PROPOSED	CHANGE FM FY2023	
30573	**PARKS CAP PROJECTS**					
60640	EQUIPMENT	0	24,000	0	0	0%
	CAPITAL OUTLAY	0	24,000	0	-24,000	100%
	PARKS CAP PROJECT	**0**	**24,000**	**0**	**-24,000**	100%

NEXT YEAR / CURRENT YEAR BUDGET ANALYSIS

PROJECTION: 2024 FY2024 BUDGET FOR PERIOD 99

ACCOUNTS FOR:

CAPITAL PROJECTS FUND			2022 ACTUAL	2023 ORIG BUD	2023 REVISED BUD	2023 ACTUAL	2023 PROJECTION	2024 MGR REVIEW	PCT CHANGE
30573	PARKS CAPITAL PROJECTS								
60	CAPITAL OUTLAY								
30573	60640	EQUIPMENT	.00	24,000.00	24,000.00	24,017.24	.00	.00	.0%
TOTAL CAPITAL OUTLAY			.00	24,000.00	24,000.00	24,017.24	.00	.00	.0%
TOTAL PARKS CAPITAL PROJECTS			.00	24,000.00	24,000.00	24,017.24	.00	.00	.0%

808jmich |NEXT YEAR / CURRENT YEAR BUDGET ANALYSIS
PROJECTION: FY2024 BUDGET

ACCOUNTS FOR: WATER CAP PROJECTS		2022 ACTUAL	2023 REVISED BUD	2024 PROPOSED	CHANGE FM FY2023
30533	**WATER CIP**				
60640	EQUIPMENT PURCHASE	22,142	0	0	0
	CAPITAL OUTLAY	22,142	0	0	0
	WATER CAP PROJECT	**22,142**	**0**	**0**	**0**

808jmich |NEXT YEAR / CURRENT YEAR BUDGET ANALYSIS
PROJECTION: FY2024 BUDGET

ACCOUNTS FOR: SEWER CAP PROJECTS		2022 ACTUAL	2023 REVISED BUD	2024 PROPOSED	CHANGE FM FY2023
30535	**SEWER CIP**				
60655	SYSTEM IMPROVEMENT	0	0	0	0
	CAPITAL OUTLAY	0	0	0	0
	SEWER CAP PROJECT	**0**	**0**	**0**	**0**

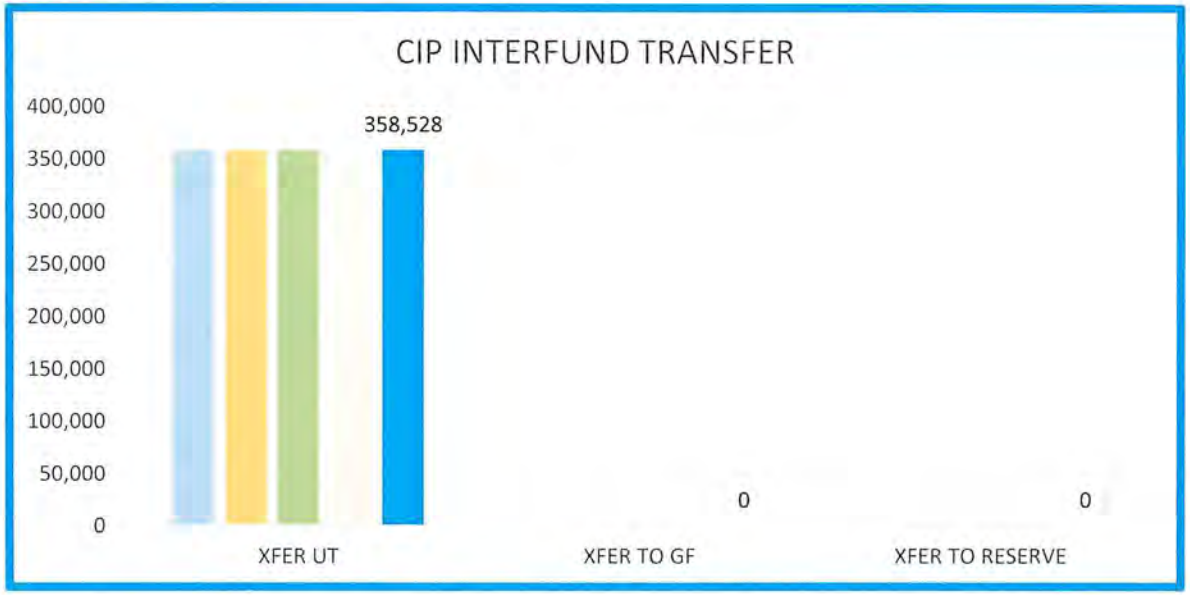

	XFER UT	XFER TO GF	XFER TO RESERVE	TOTAL
FY2020	358,528	0	0	358,528
FY2021	358,528	0	0	358,528
FY2022	358,528	0	0	358,528
FY2023	358,528	0	0	358,528
FY2024	358,528	0	0	358,528
CHANGE				
FM FY2020	0	0	0	0
FM FY2021	0	0	0	0
FM FY2022	0	0	0	0
FM FY2023	0	0	0	0

808jmich |NEXT YEAR / CURRENT YEAR BUDGET ANALYSIS
PROJECTION: FY2024 BUDGET

ACCOUNTS FOR: INTERFUND TRANSFER CIP		2022 ACTUAL	2023 REVISED BUD	2024 PROPOSED	CHANGE FM FY2023	
30581	**INTERFUND TRANSFER**					
90914	TRANSFER TO UT	358,527	358,528	358,528	0	0%
90916	TRANSFER TO GF	0	0	0	0	0%
90920	TRANSFER TO RESERVI	0	0	0	0	0%
		358,527	358,528	358,528	0	0%
INTERFUND TRANSFER FM CIP		**358,527**	**358,528**	**358,528**	**0**	0%

FDOT LOAN $14,187
BB&T LOAN SEWER LINES $344,341

NEXT YEAR / CURRENT YEAR BUDGET ANALYSIS

PROJECTION: 2024 FY2024 BUDGET FOR PERIOD 99

ACCOUNTS FOR:

CAPITAL PROJECTS FUND			2022 ACTUAL	2023 ORIG BUD	2023 REVISED BUD	2023 ACTUAL	2023 PROJECTION	2024 MGR REVIEW	PCT CHANGE
30581	INTERFUND TRANSFERS								
90	NON-OPERATING								
30581	90914	XFER TO UT	358,527.15	358,528.00	358,528.00	163,187.00	130,687.00	358,528.00	174.3%
TOTAL NON-OPERATING			358,527.15	358,528.00	358,528.00	163,187.00	130,687.00	358,528.00	174.3%
TOTAL INTERFUND TRANSFERS			358,527.15	358,528.00	358,528.00	163,187.00	130,687.00	358,528.00	174.3%

NEXT YEAR BUDGET DETAIL REPORT

PROJECTION: 2024 FY2024 BUDGET

ACCOUNTS FOR: CAPITAL PROJECTS FUND		VENDOR	QUANTITY	UNIT COST	2024 MGR REVIEW
30581	INTERFUND TRANSFERS				
90	NON-OPERATING				
90914	XFER TO UTILITY				
30581	90914 - XFER TO UTILITY				358,528.00 *
	FDOT LOAN (10 OF 30 PMTS)40001-38300		1.00	14,187.00	14,187.00
	SEWER LOAN FOR SEWER LINES (14TH & 15TH OF 20 PMTS) DEC & JUN = $172,170 REVENUE = 40301-38300		2.00	172,170.50	344,341.00
	TOTAL NON-OPERATING				358,528.00
	TOTAL INTERFUND TRANSFERS				358,528.00

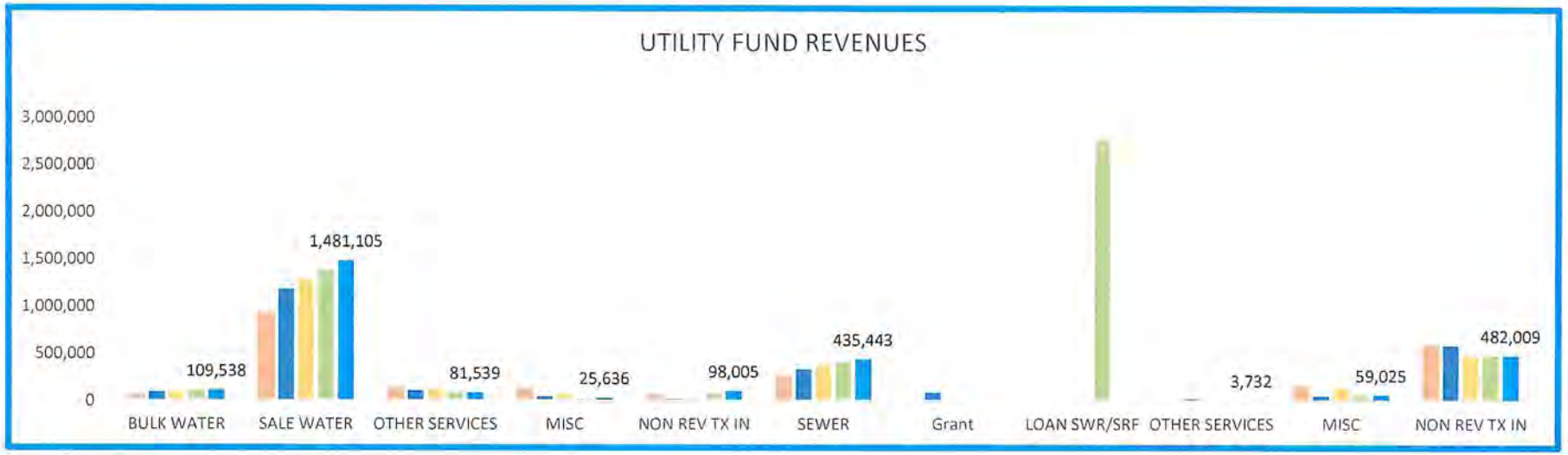

	BULK WATER	SALE WATER	OTHER SERVICES	MISC	NON REV TX IN	SEWER	Grant	LOAN SWR/SRF	OTHER SERVICES	MISC	NON REV TX IN	TOTAL
FY2020	53,632	928,917	130,050	124,756	51,389	251,805			0	147,888	584,341	2,272,778
FY2021	89,322	1,175,611	105,768	44,469	14,186	329,367	85,000		18,635	47,448	584,341	2,494,147
FY2022	94,787	1,281,648	121,299	67,872	14,186	376,803			1,150	137,370	482,010	2,577,125
FY2023	101,896	1,377,772	78,945	22,854	76,266	405,063		2,767,953	3,515	59,025	482,010	5,375,299
FY2024	109,538	1,481,105	81,539	25,636	98,005	435,443			3,732	59,025	482,009	2,776,032

CHANGE	BULK WATER	SALE WATER	OTHER SERVICES	MISC	NON REV TX IN	SEWER			OTHER SERVICES	MISC	NON REV TX IN	TOTAL
FM FY2019	35,690	246,694	-24,282	-80,287	-37,203	77,562			18,635	-100,440	0	136,369
FM FY2020	5,465	106,037	15,531	23,403	0	47,436			-17,485	89,922	-102,331	167,978
FM FY2021	7,109	96,124	-42,354	-45,018	62,080	28,260			2,365	-78,345	0	30,221
FM FY2022	7,642	103,333	2,594	2,782	21,739	30,380			217	0	-1	168,686

|CITY OF FRUITLAND PARK
808jmich |NEXT YEAR / CURRENT YEAR BUDGET ANALYSIS
PROJECTION: FY2024 BUDGET

ACCOUNTS FOR: UTILITY REVENUES	2022 ACTUAL	2023 REVISED BUD	2024 DEPT REQUEST	CHANGE FM FY2023	
40001 WATER UTILITY REVENUES					
34321 BULK WATER SALES	107,183	101,896	109,538	7,642	7%
34331 SALE OF WATER	1,376,488	1,377,772	1,481,105	103,333	8%
34332 INSTALLATION OF METERS	7,489	9,000	9,000	0	0%
34333 BACKFLOW INSTALLATION	679	1,275	1,275	0	0%
34334 WATER LINE INSTALLATIO	574	1,387	3,480	2,093	100%
34335 OTHER REVENUES	72,428	67,283	67,784	501	1%
CHARGES FOR SERVICES	1,564,842	1,558,613	1,672,182	113,569	7%
36120 INTEREST EARNED	9,466	1,967	4,749	2,782	141%
36320 WATER IMPACT FEE	14,301	20,370	20,370	0	0%
36441 SALE OF SURPLUS		517	517	0	100%
MISC. REVENUE	23,767	22,854	25,636	2,782	12%
38002 OVER/SHORT REGISTER	-20	2	1	-1	0%
38004 XFER IN RETAINED EARNING				0	0%
38006 XFER IN IMPACT FEES		62,078			
38100 XFER IN GEN FUND			83,818	83,818	0%
38300 XFER IN CAPITAL PROJEC	14,186	14,186	14,186	0	0%
38940 DEVELOPER CONTRIBUTION				0	0%
NON REVENUES	14,166	76,266	98,005	21,739	29%
WATER UTILITY REVENUES	**1,602,775**	**1,657,733**	**1,795,823**	**138,090**	8%
40301 SEWER UTILTIY REVENUES					
33436 LOAN SEWER/ SRF	0	2,767,953	0		
INTERGOVERN. REVENUE	0	2,767,953	0	-2,767,953	0%
34334 WATER LINE INSTALLATIO		421	421	0	0%
34335 OTHER REVENUES		1,844	1,844	0	0%
34339 SEWER DECOMMISSION		650	867	217	33%
34348 SEWER GRINDER PUMPS					
34351 SEWER UTILITY REVENUE	406,210	405,063	435,443	30,380	8%
34352 ELECTRIC CONNECTION SE		600	600	0	0%
CHARGES FOR SERVICES	406,210	408,578	439,175	30,597	7%
SEWER IMPACT FEE	9,351	59,025	59,025	0	0%
MISC. REVENUE	9,351	59,025	59,025	0	0%

|CITY OF FRUITLAND PARK
808jmich |NEXT YEAR / CURRENT YEAR BUDGET ANALYSIS
PROJECTION: FY2024 BUDGET

ACCOUNTS FOR: UTILITY REVENUES	2022 ACTUAL	2023 REVISED BUD	2024 DEPT REQUEST	CHANGE FM FY2023	
38006 XFER IN IMPACT FEES		137,669	137,669	0	0%
38100 XFER IN GEN FUND				0	
38300 XFER IN CAPITAL PROJEC	344,341	344,341	344,340	-1	0%
NON REVENUES	344,341	482,010	482,009	-1	0%
SEWER UTILTIY REVENUES	**759,901**	**3,717,566**	**980,209**	**-2,737,357**	-74%
TOTAL UTILITY FUND	**2,362,676**	**5,375,299**	**2,776,032**	**-2,599,267**	-48%

CITY OF FRUITLAND PARK

NEXT YEAR / CURRENT YEAR BUDGET ANALYSIS

PROJECTION: 2024 FY2024 BUDGET FOR PERIOD 99

ACCOUNTS FOR: UTILITY FUND			2022 ACTUAL	2023 ORIG BUD	2023 REVISED BUD	2023 ACTUAL	2023 PROJECTION	2024 MGR REVIEW	PCT CHANGE
40001	WATER UTILITY REVENUES								
34	CHARGES FOR SERVICES								
40001	34321	BULK WTR	107,182.81	101,896.00	101,896.00	78,192.84	50,239.00	109,538.00	7.5%
40001	34331	SALE OF WA	1,376,488.05	1,377,772.00	1,377,772.00	955,965.03	541,784.00	1,481,105.00	7.5%
40001	34332	INSTALLATI	7,489.00	9,000.00	9,000.00	7,200.00	10,000.00	9,000.00	.0%
40001	34333	BACKFLOW I	679.43	1,275.00	1,275.00	792.00	1,550.00	1,275.00	.0%
40001	34334	INSTALL/EX	574.14	1,387.00	1,387.00	6,276.72	700.00	3,480.00	150.9%
40001	34335	OTHER REVE	72,428.07	67,283.00	67,283.00	53,846.33	57,000.00	67,784.00	.7%
TOTAL CHARGES FOR SERVICES			1,564,841.50	1,558,613.00	1,558,613.00	1,102,272.92	661,273.00	1,672,182.00	7.3%
36	MISC. REVENUE								
40001	36120	INTEREST E	9,466.04	1,967.00	1,967.00	13,441.02	4,450.00	4,749.00	141.4%
40001	36320	WATER IMPA	14,300.90	20,370.00	20,370.00	13,946.04	83,308.00	20,370.00	.0%
40001	36441	SALE OF SU	.00	517.00	517.00	.00	.00	517.00	.0%
TOTAL MISC. REVENUE			23,766.94	22,854.00	22,854.00	27,387.06	87,758.00	25,636.00	12.2%
38	NON REVENUES								
40001	38002	OVER/SHORT	-20.20	2.00	2.00	-24.37	.00	1.00	-50.0%
40001	38006	XFER IN IM	.00	.00	62,078.00	.00	.00	.00	.0%
40001	38100	XFER IN GE	.00	.00	.00	.00	.00	83,818.00	.0%
40001	38300	XFER IN CI	14,186.27	14,186.00	14,186.00	.00	.00	14,186.00	.0%
TOTAL NON REVENUES			14,166.07	14,188.00	76,266.00	-24.37	.00	98,005.00	28.5%
TOTAL WATER UTILITY REVENUES			1,602,774.51	1,595,655.00	1,657,733.00	1,129,635.61	749,031.00	1,795,823.00	8.3%

CITY OF FRUITLAND PARK

NEXT YEAR / CURRENT YEAR BUDGET ANALYSIS

PROJECTION: 2024 FY2024 BUDGET FOR PERIOD 99

ACCOUNTS FOR: UTILITY FUND			2022 ACTUAL	2023 ORIG BUD	2023 REVISED BUD	2023 ACTUAL	2023 PROJECTION	2024 MGR REVIEW	PCT CHANGE
40301	SEWER UTILTIY REVENUES								
33	INTERGOVERN. REVENUE								
40301	33436	SWR/WW SRF	.00	.00	2,767,953.00	2,451,434.00	250,000.00	.00	-100.0%
TOTAL INTERGOVERN. REVENUE			.00	.00	2,767,953.00	2,451,434.00	250,000.00	.00	-100.0%
34	CHARGES FOR SERVICES								
40301	34334	LINE INSTA	.00	421.00	421.00	.00	2,000.00	421.00	.0%
40301	34335	OTHER REVE	.00	1,844.00	1,844.00	.00	.00	1,844.00	.0%
40301	34339	SEWER DECO	.00	650.00	650.00	650.00	1,750.00	867.00	33.4%
40301	34351	SEWER UTIL	406,209.51	405,063.00	405,063.00	294,869.35	108,565.00	435,443.00	7.5%
40301	34352	ELEC CONN	.00	600.00	600.00	1,850.00	2,325.00	600.00	.0%
TOTAL CHARGES FOR SERVICES			406,209.51	408,578.00	408,578.00	297,369.35	114,640.00	439,175.00	7.5%
36	MISC. REVENUE								
40301	36321	SEWER IMPA	9,350.68	59,025.00	59,025.00	6,294.19	20,000.00	59,025.00	.0%
TOTAL MISC. REVENUE			9,350.68	59,025.00	59,025.00	6,294.19	20,000.00	59,025.00	.0%
38	NON REVENUES								
40301	38006	XFER IN IM	.00	137,669.00	137,669.00	.00	137,669.00	137,669.00	.0%
40301	38300	XFER IN CA	344,340.88	344,340.88	344,340.88	163,187.00	116,500.00	344,340.88	.0%
TOTAL NON REVENUES			344,340.88	482,009.88	482,009.88	163,187.00	254,169.00	482,009.88	.0%
TOTAL SEWER UTILTIY REVENUES			759,901.07	949,612.88	3,717,565.88	2,918,284.54	638,809.00	980,209.88	-73.6%
TOTAL UTILITY FUND			2,362,675.58	2,545,267.88	5,375,298.88	4,047,920.15	1,387,840.00	2,776,032.88	-48.4%
		GRAND TOTAL	2,362,675.58	2,545,267.88	5,375,298.88	4,047,920.15	1,387,840.00	2,776,032.88	-48.4%

** END OF REPORT - Generated by GARY BACHMANN **

NEXT YEAR BUDGET DETAIL REPORT

PROJECTION: 2024 FY2024 BUDGET

ACCOUNTS FOR: UTILITY FUND		VENDOR	QUANTITY	UNIT COST	2024 MGR REVIEW
40001	WATER UTILITY REVENUES				
34	CHARGES FOR SERVICES				
34321	BULK WATER SALES				
40001	34321 - BULK WATER SALES				109,538.00 *
	150 GALS/DAY PER HOUSE = 5.6 MIL GALS/YEAR @ $1.81/1000 GAL 7.5% RATE INCREASE		1.00	109,538.00	-109,538.00
34331	SALE OF WATER				
40001	34331 - SALE OF WATER				1,481,105.00 *
	7.5% RATE INCREASE (CPI-U)		1.00	1,481,105.00	-1,481,105.00
34332	INSTALLATION OF METERS				
40001	34332 - INSTALLATION OF METERS				9,000.00 *
	$600 EACH 3/4" METER		15.00	600.00	-9,000.00
34333	BACKFLOW INSTALLATION				
40001	34333 - BACKFLOW INSTALLATION				1,275.00 *
	$85 EACH		15.00	85.00	-1,275.00
34334	WATER LINE INSTALLATION				
40001	34334 - LINE INSTALL/EXTENSION				3,480.00 *
			1.00	3,480.00	-3,480.00

NEXT YEAR BUDGET DETAIL REPORT

PROJECTION: 2024 FY2024 BUDGET

ACCOUNTS FOR: UTILITY FUND		VENDOR	QUANTITY	UNIT COST	2024 MGR REVIEW
34335	OTHER REVENUES				
40001	34335 - OTHER REVENUES TURN ON FEES, RECONNECT FEES, NSF FEES 7.5% INCR		1.00	67,784.00	67,784.00 * -67,784.00
	TOTAL CHARGES FOR SERVICES				1,672,182.00
36	MISC. REVENUE				
36120	INTEREST EARNED				
40001	36120 - INTEREST EARNED		1.00	4,749.00	4,749.00 * -4,749.00
36320	WATER IMPACT FEE				
40001	36320 - WATER IMPACT FEE RESIDENTIAL $1358		15.00	1,358.00	20,370.00 * -20,370.00
36441	SALE OF SURPLUS EQUIPMENT				
40001	36441 - SALE OF SURPLUS EQUIPMENT		1.00	517.00	517.00 * -517.00
	TOTAL MISC. REVENUE				25,636.00
38	NON REVENUES				
38002	OVER/SHORT REGISTER				
40001	38002 - OVER/SHORT REGISTER		1.00	1.00	1.00 * -1.00

NEXT YEAR BUDGET DETAIL REPORT

PROJECTION: 2024 FY2024 BUDGET

ACCOUNTS FOR: UTILITY FUND		VENDOR	QUANTITY	UNIT COST	2024 MGR REVIEW
38300	XFER IN CAPITAL PROJECT				
40001	38300 - XFER IN CAPITAL PROJECTS				14,186.00 *
	FDOT LOAN FROM CIP		1.00	14,186.00	-14,186.00
	TOTAL NON REVENUES				14,187.00
	TOTAL WATER UTILITY REVENUES				1,712,005.00

NEXT YEAR BUDGET DETAIL REPORT

PROJECTION: 2024 FY2024 BUDGET

ACCOUNTS FOR: UTILITY FUND		VENDOR	QUANTITY	UNIT COST	2024 MGR REVIEW
40301	SEWER UTILITY REVENUES				
34	CHARGES FOR SERVICES				
34334	WATER LINE INSTALLATION				
40301	34334 - LINE INSTALLATION/EXTENSION		1.00	421.00	421.00 * -421.00
34335	OTHER REVENUES				
40301	34335 - OTHER REVENUES		1.00	1,844.00	1,844.00 * -1,844.00
34339	SEWER DECOMMISSION				
40301	34339 - SEWER DECOMMISSION		1.00	867.00	867.00 * -867.00
34351	SEWER UTILITY REVENUE				
40301	34351 - SEWER UTILITY REVENUE AVG SWR 22,000/MTH X 12 MTHS RATE INCREASE 7.5% CPI-U		1.00	435,443.00	435,443.00 * -435,443.00
34352	ELECTRIC CONNECTION SEWER				
40301	34352 - ELECTRIC CONNECTION SEWER		1.00	600.00	600.00 * -600.00
	TOTAL CHARGES FOR SERVICES				439,175.00
36	MISC. REVENUE				
36321	SEWER IMPACT FEE				
40301	36321 - SEWER IMPACT FEE RESIDENTIAL $3935		15.00	3,935.00	59,025.00 * -59,025.00

NEXT YEAR BUDGET DETAIL REPORT

PROJECTION: 2024 FY2024 BUDGET

ACCOUNTS FOR: UTILITY FUND		VENDOR	QUANTITY	UNIT COST	2024 MGR REVIEW
TOTAL MISC. REVENUE					59,025.00
38	NON REVENUES				
38006	XFER IN IMPACT FEES				
40301	38006 - XFER IN SWR IMPACT FEE FND BAL				137,669.00 *
	2 PMTS WW TREATMENT PLANT LOAN		2.00	68,834.50	-137,669.00
	EXPENSED IN 40535-70740, 70741, 70742				
	2 X 68,834.50 = $137,669				
	PMT 34 & 35 OF 40				
38300	XFER IN CAPITAL PROJECT				
40301	38300 - XFER IN CAPITAL PROJECT				344,340.88 *
	2 PMTS FOR LL SEWER LINES LOAN		2.00	172,170.44	-344,340.88
	14,15 OF 20 PAYMENTS				
	EXPENSED FM 30581-90914				
TOTAL NON REVENUES					482,009.88
TOTAL SEWER UTILITY REVENUES					980,209.88

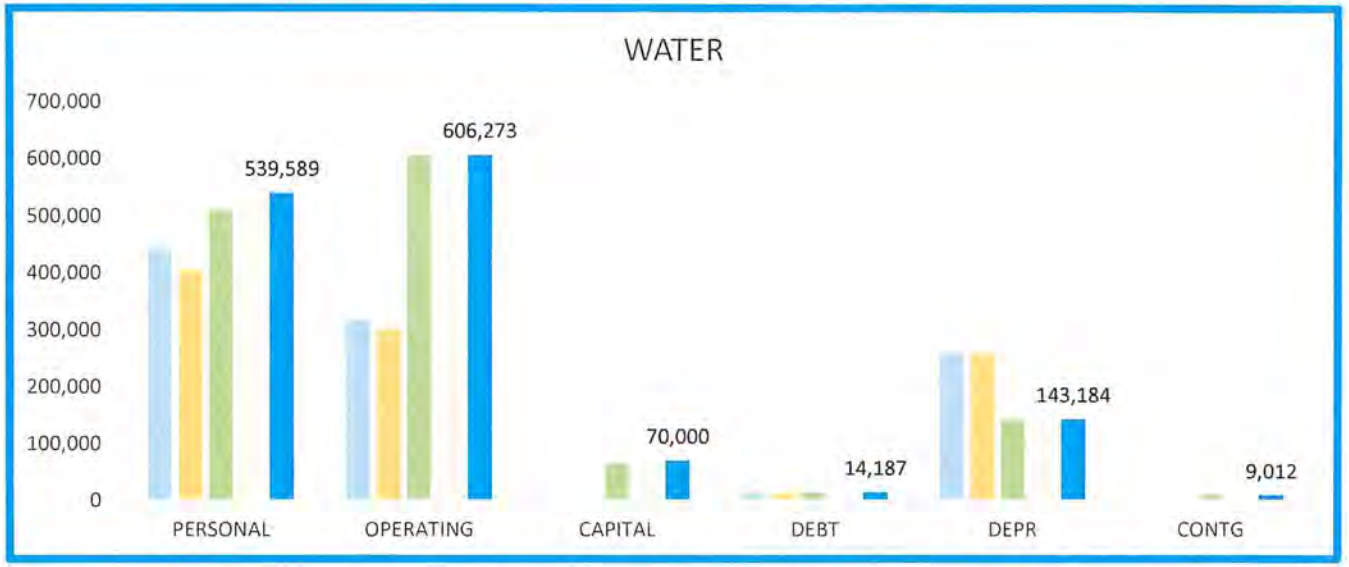

	PERSONAL	OPERATING	CAPITAL	DEBT	DEPR	CONTG	TOTAL
FY2020	445,270	318,656	666	14,187	259,521	0	1,038,300
FY2021	404,681	301,896	0	14,187	259,521	0	980,285
FY2022	510,455	606,680	65,000	14,187	142,152	10,212	1,348,686
FY2023	548,248	538,821	72,078	14,187	143,184	9,012	1,325,530
FY2024	539,589	606,273	70,000	14,187	143,184	9,012	1,382,245

CHANGE	PERSONAL	OPERATING	CAPITAL	DEBT	DEPR	CONTG	TOTAL
FM FY2020	-40,589	-16,760	-666	0	0	0	-58,015
FM FY2021	105,774	304,784	65,000	0	-117,369	10,212	368,401
FM FY2022	37,793	-67,859	7,078	0	1,032	-1,200	-23,156
FM FY2023	-8,659	67,452	-2,078	0	0	0	56,715

808jmich | NEXT YEAR / CURRENT YEAR BUDGET ANALYSIS
PROJECTION: FY2024 BUDGET

ACCOUNTS FOR: WATER UTILITY SERVICES		2022 ACTUAL	2023 REVISED BUD	2024 PROPOSED	CHANGE FM FY2023	
40533	WATER UTILITY SERVICES					
10110	SALARY	105,590	109,502	114,411	4,909	4%
10111	BONUS	1,104	2,091	2,177	86	4%
10120	WAGES	276,898	271,678	251,139	-20,539	-8%
10121	BONUS	2,589	3,135	2,870	-265	-8%
10140	OVERTIME	10,333	13,000	13,000	0	0%
10210	FICA	28,991	33,704	32,623	-1,081	-3%
10220	RETIREMENT	34,081	37,575	39,250	1,675	4%
10230	HEALTH INSURNCE	39,490	54,798	60,277	5,479	10%
10232	HEALTH INS DEPENDENTS		8,016	9,288	1,272	16%
10233	LIFE INSURANCE	641	756	756	0	0%
10236	DENTAL INSURANCE	1,172	1,644	1,806	162	10%
10240	WORKERS COMPENSATION	10,855	12,349	11,992	-357	
10250	UNEMPLOYMENT	0	0	0	0	
	PERSONAL SERVICES	511,745	548,248	539,589	-8,659	-2%
30311	ENGINEERING FEES	0	5,000	5,000	0	0%
30313	PROFESSIONAL FEES	1,188			0	0%
30315	CONSUMPTIVE USE PERMIT	1,701	7,500	7,500	0	0%
30320	AUDIT FEES	6,250	5,125	5,125	0	0%
30340	CONTRACTUAL SERVICES	144,603	177,411	201,651	24,240	14%
30344	BANK FEES/SERVICE CHAR	171	7,020	18,000	10,980	156%
30400	TRAVEL/PER DIEM	0	3,000	3,000	0	0%
30410	COMMUNICATIONS	8,870	9,240	9,240	0	0%
30420	POSTAGE	15,106	11,314	11,314	0	0%
30430	ELECTRIC	53,084	54,000	66,000	12,000	22%
30440	RENTAL OF EQUIPMENT	0	2,000	2,000	0	0%
30450	INSURANCE	11,323	11,675	14,407	2,732	23%
30460	WTR SYS REPAIRS	3,639	30,681	30,681	0	0%
30462	VEHICLE REPAIRS/MAINT	6,195	6,000	6,000	0	0%
63	EQUIPMENT REPAIRS/MAIN	627	6,000	6,000	0	0%
64	FACILITIES REPAIRS/MAI	1,251	12,500	12,500	0	0%
30466	FIRE HYDRANT REPLACEME	0	7,500	25,000	17,500	233%
30470	PRINTING & COPYING	567	500	500	0	0%
30480	ADVERTISING	0	1,000	1,000	0	0%
30510	OFFICE SUPPLIES	765	1,000	1,000	0	0%
30520	SUPPLIES	66,369	148,480	148,480	0	0%
30521	UNIFORMS	2,533	3,375	3,375	0	0%
30522	FUEL	22,146	23,000	23,000	0	0%
30542	TRAINING & EDUCATION	0	3,000	3,000	0	0%
30544	MEMBERSHIPS	1,334	2,500	2,500	0	0%
	OPERATING EXPENSES	347,723	538,821	606,273	67,452	13%
60612	WATER MAIN CONST	0	35,578	0	-35,578	-100%
60619	LINE EXTENSION	0	26,500	0	-26,500	-100%
60640	EQUIPMENT PURCHASES	64,971	10,000	70,000	60,000	600%
60655	SYSTEM IMPROVEMENTS	0	0	0	0	0%
	CAPITAL OUTLAY	64,971	72,078	70,000	0	-3%
70743	FDOT HWY CONSTRUCTION	0	14,187	14,187	0	0%
	DEBT SERVICE	0	14,187	14,187	0	0%
90919	TRANSFER TO RETAINED EARNINGS		12,434	12,434		
90940	CONTINGENCY FUND	0	9,012	9,012	0	0%
90991	BAD DEBT EXPENSE	0	750	750	0	0%
90993	DEPRECIATION	0	130,000	130,000	0	0%
	NON-OPERATING	0	152,196	152,196	0	0%
	WATER UTILITY SERVICES	**924,439**	**1,325,530**	**1,382,245**	**56,715**	4%

NEXT YEAR / CURRENT YEAR BUDGET ANALYSIS

PROJECTION: 2024 FY2024 BUDGET FOR PERIOD 99

ACCOUNTS FOR: UTILITY FUND			2022 ACTUAL	2023 ORIG BUD	2023 REVISED BUD	2023 ACTUAL	2023 PROJECTION	2024 MGR REVIEW	PCT CHANGE
40533	WATER UTILITY SERVICES								
10	PERSONAL SERVICES								
40533	10110	SALARY	105,590.48	109,502.00	109,502.00	88,474.36	84,978.44	114,411.00	34.6%
40533	10111	BONUS	1,104.00	2,091.00	2,091.00	1,263.48	1,961.00	2,177.00	11.0%
40533	10120	WAGES	276,897.94	271,678.00	271,678.00	185,030.19	156,754.50	251,139.00	60.2%
40533	10121	BONUS	2,589.36	3,135.00	3,135.00	1,794.88	2,395.00	2,870.00	19.8%
40533	10140	OVERTIME	10,333.12	13,000.00	13,000.00	9,778.72	9,000.00	13,000.00	44.4%
40533	10210	FICA	28,990.80	33,704.00	33,704.00	21,010.93	16,585.00	32,623.00	96.7%
40533	10220	RETIREMENT	89,851.04	37,575.00	37,575.00	25,412.98	11,859.00	39,250.00	231.0%
40533	10230	HEALTH INS	39,489.56	54,797.75	54,797.75	36,510.83	46,987.20	60,277.00	28.3%
40533	10232	HLTH DEP	.00	8,016.00	8,016.00	865.45	.00	9,288.00	.0%
40533	10233	LIFE INS	640.56	756.00	756.00	757.36	536.40	756.00	40.9%
40533	10236	DENTAL INS	1,172.39	1,644.02	1,644.02	591.85	2,002.32	1,806.00	-9.8%
40533	10240	WORKERS CO	10,855.40	12,349.00	12,349.00	7,082.04	6,563.00	11,992.00	82.7%
TOTAL PERSONAL SERVICES			567,514.65	548,247.77	548,247.77	378,573.07	339,621.86	539,589.00	58.9%
30	OPERATING EXPENSES								
40533	30311	ENGINEERIN	.00	5,000.00	5,000.00	.00	2,500.00	5,000.00	100.0%
40533	30313	PROFESSION	1,187.50	.00	.00	.00	.00	.00	.0%
40533	30315	CUP	1,701.25	7,500.00	7,500.00	.00	10,000.00	7,500.00	-25.0%
40533	30320	AUDIT FEES	6,250.00	5,125.00	5,125.00	3,750.00	8,750.00	5,125.00	-41.4%
40533	30340	CONTRACTUA	144,603.25	177,411.00	177,411.00	118,237.17	71,991.00	201,651.00	180.1%

NEXT YEAR / CURRENT YEAR BUDGET ANALYSIS

PROJECTION: 2024 FY2024 BUDGET FOR PERIOD 99

ACCOUNTS FOR:

UTILITY	FUND			2022 ACTUAL	2023 ORIG BUD	2023 REVISED BUD	2023 ACTUAL	2023 PROJECTION	2024 MGR REVIEW	PCT CHANGE
40533	30344		BANK FEES	170.75	7,020.00	7,020.00	-1.37	.00	18,000.00	.0%
40533	30400		TRAVEL/PER	.00	3,000.00	3,000.00	.00	500.00	3,000.00	500.0%
40533	30410		COMMUNICAT	8,870.45	9,240.00	9,240.00	7,008.91	2,400.00	9,240.00	285.0%
40533	30420		POSTAGE	15,105.67	11,314.00	11,314.00	10,119.40	11,314.00	11,314.00	.0%
40533	30430		ELECTRIC	53,084.14	54,000.00	54,000.00	51,856.79	36,504.00	66,000.00	80.8%
40533	30440		RENTAL OF	.00	2,000.00	2,000.00	.00	500.00	2,000.00	300.0%
40533	30450		INSURANCE	11,323.42	11,675.00	11,675.00	12,889.48	12,000.00	14,407.00	20.1%
40533	30460		WTR SYS R&	3,638.81	30,681.00	30,681.00	3,791.38	20,000.00	30,681.00	53.4%
40533	30462		VEHICLE RE	6,195.12	6,000.00	6,000.00	4,817.87	4,500.00	6,000.00	33.3%
40533	30463		EQUIPMENT	627.30	6,000.00	6,000.00	1,219.52	6,000.00	6,000.00	.0%
40533	30464		FACILITIES	1,251.18	12,500.00	12,500.00	274.50	12,500.00	12,500.00	.0%
40533	30466		FIRE HYDRA	.00	7,500.00	7,500.00	.00	7,500.00	25,000.00	233.3%
40533	30470		PRINTING &	567.00	500.00	500.00	.00	500.00	500.00	.0%
40533	30480		ADVERTISIN	.00	1,000.00	1,000.00	.00	500.00	1,000.00	100.0%
40533	30510		OFFICE SUP	765.43	1,000.00	1,000.00	417.64	500.00	1,000.00	100.0%
40533	30520		SUPPLIES	48,915.21	148,480.00	148,480.00	100,836.32	29,250.00	148,480.00	407.6%
40533	30520	IAN	SUPPLIES	9,934.50	.00	.00	222.80	.00	.00	.0%
40533	30521		UNIFORMS	2,532.94	3,374.24	3,374.24	2,113.46	3,749.80	3,374.24	-10.0%
40533	30522		FUEL	22,145.59	23,000.00	23,000.00	7,578.56	8,000.00	23,000.00	187.5%
40533	30542		TRAINING &	.00	3,000.00	3,000.00	235.00	2,000.00	3,000.00	50.0%
40533	30544		MEMBERSHIP	1,334.08	2,500.00	2,500.00	1,011.60	1,500.00	2,500.00	66.7%
	TOTAL OPERATING EXPENSES			340,203.59	538,820.24	538,820.24	326,379.03	252,958.80	606,272.24	139.7%
60	CAPITAL OUTLAY									
40533	60612		WATER MAIN	.00	.00	.00	20,077.50	300,000.00	.00	-100.0%

NEXT YEAR / CURRENT YEAR BUDGET ANALYSIS

PROJECTION: 2024 FY2024 BUDGET FOR PERIOD 99

ACCOUNTS FOR: UTILITY FUND			2022 ACTUAL	2023 ORIG BUD	2023 REVISED BUD	2023 ACTUAL	2023 PROJECTION	2024 MGR REVIEW	PCT CHANGE
40533	60612 PATAV	WATER MAIN	.00	.00	35,578.00	.00	.00	.00	.0%
40533	60619	LINE EXTEN	.00	.00	.00	9,385.00	.00	.00	.0%
40533	60619 SPGLK	LINE EXTEN	.00	.00	26,500.00	.00	.00	.00	.0%
40533	60640	EQUIPMENT	.35	10,000.00	10,000.00	11,602.24	9,000.00	70,000.00	677.8%
40533	60655	SYS IMPROV	.00	.00	.00	13,111.00	.00	.00	.0%
TOTAL CAPITAL OUTLAY			.35	10,000.00	72,078.00	54,175.74	309,000.00	70,000.00	-77.3%
70	DEBT SERVICE								
40533	70743	FDOT LOAN	.01	14,187.00	14,187.00	.00	14,187.00	14,187.00	.0%
TOTAL DEBT SERVICE			.01	14,187.00	14,187.00	.00	14,187.00	14,187.00	.0%
90	NON-OPERATING								
40533	90919	TX RE	.00	12,434.00	12,434.00	.00	.00	12,434.00	.0%
40533	90940	CONTINGENC	.00	9,012.00	9,012.00	.00	60,717.26	9,012.00	-85.2%
40533	90991	BAD DEBT E	.00	750.00	750.00	.00	750.00	750.00	.0%
40533	90993	DEPRECIATI	205,996.00	130,000.00	130,000.00	.00	.00	130,000.00	.0%
TOTAL NON-OPERATING			205,996.00	152,196.00	152,196.00	.00	61,467.26	152,196.00	147.6%
TOTAL WATER UTILITY SERVICES			1,113,714.60	1,263,451.01	1,325,529.01	759,127.84	977,234.92	1,382,244.24	41.4%

NEXT YEAR BUDGET DETAIL REPORT

PROJECTION: 2024 FY2024 BUDGET

ACCOUNTS FOR: UTILITY FUND		VENDOR	QUANTITY	UNIT COST	2024 MGR REVIEW
40533	WATER UTILITY SERVICES				
10	PERSONAL SERVICES				
10110	SALARY				
40533	10110 - SALARY				114,411.00 *
	1/2 PW DIRECTOR (RD)		1.00	40,139.00	40,139.00
	50% MANAGER (GL)		1.00	74,272.00	74,272.00
10111	BONUS				
40533	10111 - BONUS				2,177.00 *
	X-MAS BONUS CM & PW DIRECTOR 50% 3 8 HOUR DAYS X .50		1.00	2,177.00	2,177.00
10120	WAGES				
40533	10120 - WAGES				251,139.00 *
	1 - ASST PW DIRECTOR (TRIBBLE) $27.99/HR X 2080 HOURS		1.00	58,212.00	58,212.00
	2 - SERVICE WORKER (RWILLIS) $21.01/HR X 2080 HOURS		1.00	43,078.00	43,078.00
	3 - SRV WORKER (CHAZZ C) $17.36/HR X 2080 HOURS		1.00	36,102.00	36,102.00
	4 - SERVICE WORKER (JSumner) $16.54/HR X 2080 HOURS		1.00	33,907.00	33,907.00
	5- FIN CLERK II (ASTEVENS) $17.85/HR X 2080 HOURS		1.00	37,136.00	37,136.00
	6-FIN FIN CLERK I (JWILLIAMS) $17.04/HR X 2080 HOURS		1.00	35,435.00	35,435.00
			1.00	4,877.00	4,877.00
			1.00	2,392.00	2,392.00

NEXT YEAR BUDGET DETAIL REPORT

PROJECTION: 2024 FY2024 BUDGET

ACCOUNTS FOR: UTILITY FUND		VENDOR	QUANTITY	UNIT COST	2024 MGR REVIEW
10121	BONUS				
40533	10121 - BONUS X-MAS BONUS 3 X 8 HOUR DAY		1.00	2,870.00	2,870.00 * 2,870.00
10140	OVERTIME				
40533	10140 - OVERTIME OVERTIME		1.00	13,000.00	13,000.00 * 13,000.00
10210	FICA				
40533	10210 - FICA WAGES X .0765		1.00	32,623.00	32,623.00 * 32,623.00
10220	RETIREMENT				
40533	10220 - RETIREMENT WAGES X .05 ICMAWAGES X .1357 FRS		1.00	39,250.00	39,250.00 * 39,250.00 A
10230	HEALTH INSURANCE				
40533	10230 - HEALTH INSURANCE 7 FT $717.50/MTH X 12 = $8611/YR		7.00	8,611.00	60,277.00 * 60,277.00
10232	HEALTH INS DEPENDENTS				
40533	10232 - HEALTH INS DEPENDENTS		3.00	3,096.00	9,288.00 * 9,288.00 A

NEXT YEAR BUDGET DETAIL REPORT

PROJECTION: 2024 FY2024 BUDGET

ACCOUNTS FOR: UTILITY FUND		VENDOR	QUANTITY	UNIT COST	2024 MGR REVIEW
10233	LIFE INSURANCE				
40533	10233 - LIFE INSURANCE 7 FT $9.00/MTH X 12 = $108/YR		7.00	108.00	756.00 * 756.00
10236	DENTAL INSURANCE				
40533	10236 - DENTAL INSURANCE 7 FT @ $21.51/MTH X 12 = $258.60/YR		7.00	258.00	1,806.00 * 1,806.00
10240	WORKERS COMPENSATION				
40533	10240 - WORKERS COMPENSATION WAGES X RISK CODE		1.00	11,992.00	11,992.00 * 11,992.00
	TOTAL PERSONAL SERVICES				539,589.00
30	OPERATING EXPENSES				
30311	ENGINEERING FEES				
40533	30311 - ENGINEERING FEES ISC ENGINEERING		1.00	5,000.00	5,000.00 * 5,000.00
30315	CONSUMPTIVE USE PERMIT				
40533	30315 - CONSUMPTIVE USE PERMIT CUP CONSUMPTIVE USE PERMIT (CUP)CAPITALIZED		1.00	7,500.00	7,500.00 * 7,500.00
30320	AUDIT FEES				
40533	30320 - AUDIT FEES 25% AUDIT EXPENSE ($25,500) CAFR		.25	20,500.00	5,125.00 * 5,125.00

NEXT YEAR BUDGET DETAIL REPORT

PROJECTION: 2024 FY2024 BUDGET

ACCOUNTS FOR: UTILITY FUND		VENDOR	QUANTITY	UNIT COST	2024 MGR REVIEW
30340	CONTRACTUAL SERVICES				
40533	30340 - CONTRACTUAL SERVICES				201,651.00 *
	ANNUAL NITRITE/NITRATE TEST, 4WELLS		4.00	60.00	240.00
	BACTERIOLOGICAL TEST		12.00	240.00	2,880.00
	SUNSHINE ON CALL MTHLY LINELOCATES		12.00	50.00	600.00
	TTHM/HAA5'S		4.00	250.00	1,000.00
	PRIMARY INORGANICS		4.00	300.00	1,200.00
	SOC-PCB/PESTICIDES		2.00	900.00	1,800.00
	SECONDARY CONTAMINENTS		4.00	230.00	920.00
	VOLATILE ORGANICS		4.00	160.00	640.00
	SPECIAL TESTING & SAMPLING		1.00	1,000.00	1,000.00
	WATER TOWER MAINTENANCE CONTRACT AND GROUNDSTORAGE TANK		1.00	31,736.00	31,736.00
	OUTSOURCE PRINTING, RETURN ENVELOPES & UTILITY BILLS		12.00	510.00	6,120.00
	MUNIS ASP (APPLICATION SERVICE PROVIDER) ANNUAL RECURRING COST (CIS UT, ONLINE PMTS, METER READ, ACCTS RX) 1/2 A(CCTG, GL, BUDGET, AP, POs, PAYROLL)		1.00	10,000.00	10,000.00
	FDEP ANNUAL OPERATING LICENSE		1.00	2,000.00	2,000.00
	WELL5 ALARM MONITORING		1.00	175.00	175.00
	WEBSITE HOSTING, MAINT, SUPPORT		1.00	1,200.00	1,200.00
	MAINTENANCE - GENERATORS AT WELL #7 & WASTE WATER PLANT		1.00	7,000.00	7,000.00
	SCADA MAINTENANCE AT WELL #7		1.00	4,500.00	4,500.00
	SERVICE NEW GENERATORSADDTL GENERATORS		1.00	11,000.00	11,000.00
	PH AND CHLORINE ANALYZER MAINTENANCE CONTRACT		1.00	7,000.00	7,000.00

NEXT YEAR BUDGET DETAIL REPORT

PROJECTION: 2024 FY2024 BUDGET

ACCOUNTS FOR: UTILITY FUND		VENDOR	QUANTITY	UNIT COST	2024 MGR REVIEW
	WATER TESTING - A.T. ENVIRONMENTAL 6 DAYS WEEK @ $3274/DAY = $1620/WEEK		52.00	1,620.00	84,240.00
	IMPLEMENTATION OF TYLER FORMS MODULE FOR UTILITY BILLING		1.00	3,000.00	3,000.00
	PLOTTER SERVICE CONTRACT		12.00	200.00	2,400.00
	UNITA SOFTWARE (GPS MAPPING)		1.00	3,000.00	3,000.00
	ENTERPRISE FLEET MANAGEMENT		12.00	1,500.00	18,000.00
30344	BANK FEES/SERVICE CHARGES				
40533	30344 - BANK FEES/SERVICE CHARGES				18,000.00 *
	CREDIT CARD & BANK FEES		12.00	1,500.00	18,000.00
30400	TRAVEL/PER DIEM				
40533	30400 - TRAVEL/PER DIEM				3,000.00 *
	WATER LISCENSE TRAINING CEU'S-WATER & DISTRIBUTION LICENSES DISTRIBUTION LICENSE EXAM DISTRIBUTION LICENSE TNG COURSESWATER OPERATIONS COURSE		6.00	500.00	3,000.00
30410	COMMUNICATIONS				
40533	30410 - COMMUNICATIONS				9,240.00 *
	VERIZON - PHONES/TABLETS		12.00	200.00	2,400.00
	AT&T - WELL COMMUNICATION		12.00	190.00	2,280.00
	SUMMIT PHONES/INTERNET/CABLE		12.00	380.00	4,560.00

NEXT YEAR BUDGET DETAIL REPORT

PROJECTION: 2024 FY2024 BUDGET

ACCOUNTS FOR: UTILITY FUND		VENDOR	QUANTITY	UNIT COST	2024 MGR REVIEW
30420	POSTAGE				
40533	30420 - POSTAGE				11,314.00 *
	CONSUMER CONFIDENCE REPORT(CCR)		1.00	850.00	850.00
	UTILITY BILL MAILING		12.00	872.00	10,464.00
30430	ELECTRIC				
40533	30430 - ELECTRIC				66,000.00 *
	ALL WELLS (6) & 201 BERCKMAN - WATER PLANT		12.00	5,500.00	66,000.00
30440	RENTAL OF EQUIPMENT				
40533	30440 - RENTAL OF EQUIPMENT				2,000.00 *
	MISC EQUIPMENT		1.00	2,000.00	2,000.00
30450	INSURANCE				
40533	30450 - INSURANCE				14,407.00 *
	LIABILITY/PROPERTY/PUBLIC OFFICIALS & AUTOS		1.00	14,407.00	14,407.00
30460	REPAIRS				
40533	30460 - WATER SYSTEM REPAIR & MAINT				30,681.00 *
	WATER MAIN BREAKS		1.00	25,681.00	25,681.00
	CHLORINATORS-ANNUAL SERVICE				
	UPGRADE OLD 2" WATER MAINS TO 6"		1.00	5,000.00	5,000.00

NEXT YEAR BUDGET DETAIL REPORT

PROJECTION: 2024 FY2024 BUDGET

ACCOUNTS FOR: UTILITY FUND		VENDOR	QUANTITY	UNIT COST	2024 MGR REVIEW
30462	**VEHICLE REPAIRS/MAINT**				
40533	30462 - VEHICLE REPAIRS/MAINT				6,000.00 *
	202 2019 F-150, 205 2019 F250, 207 2016 F250, 222 2015 EXPLORER		1.00	6,000.00	6,000.00
30463	**EQUIPMENT REPAIRS/MAINT**				
40533	30463 - EQUIPMENT REPAIRS/MAINT				6,000.00 *
	EQUIPMENT REPAIR/MAINT		1.00	6,000.00	6,000.00
30464	**FACILITIES REPAIRS/MAINT**				
40533	30464 - FACILITIES REPAIRS/MAINT				12,500.00 *
	ALL WELL HOUSES		1.00	12,500.00	12,500.00
30466	**FIRE HYDRANT REPLACEMENT**				
40533	30466 - FIRE HYDRANT REPLACEMENT				25,000.00 *
	FIRE HYDRANT REPLACEMENT		1.00	10,000.00	10,000.00
	FIRE HYDRANT PAINTING		1.00	15,000.00	15,000.00
30470	**PRINTING & COPYING**				
40533	30470 - PRINTING & COPYING				500.00 *
	FINAL BILLS (ON SITE) CHECKSCONNECTION APPDISCONNECTION APP		1.00	500.00	500.00
30480	**ADVERTISING**				
40533	30480 - ADVERTISING				1,000.00 *
	CONSERVATION ADVERTISING ON LAKE FRONT TV PARTNER WITH WORKING GROUP OF LAKE COUNTY		1.00	1,000.00	1,000.00

NEXT YEAR BUDGET DETAIL REPORT

PROJECTION: 2024 FY2024 BUDGET

ACCOUNTS FOR: UTILITY FUND		VENDOR	QUANTITY	UNIT COST	2024 MGR REVIEW
30510	OFFICE SUPPLIES				
40533	30510 - OFFICE SUPPLIES				1,000.00 *
	WORK ORDER PAPER/DATA BINDERS		1.00	1,000.00	1,000.00
30520	SUPPLIES				
40533	30520 - SUPPLIES				148,480.00 *
	CLAMPS, PIPE, VALVES, BOXES,FITTINGS		1.00	5,000.00	5,000.00
	CHLORINE CYLINDERS - WATERPLANTS		75.00	120.00	9,000.00
	3/4" METERS		200.00	252.00	50,400.00
	1" METERS		30.00	336.00	10,080.00
	2" METERS		12.00	500.00	6,000.00
	METER RELATED INSTALLATIONMATERIALS		1.00	20,000.00	20,000.00
	MISC MATERIALS, LOCATE FLAGS & PAINT, ETC		1.00	3,000.00	3,000.00
	WATERMAIN REPAIR PARTS		1.00	20,000.00	20,000.00
	LIQUID CHLORINE FOR WELLS		1.00	25,000.00	25,000.00
30521	UNIFORMS				
40533	30521 - UNIFORMS				3,374.24 *
	UNIFORMS (6 EMPLOYEES)		52.00	52.87	2,749.24
	BOOTS (5 EMPLOYEES)		5.00	125.00	625.00
30522	FUEL				
40533	30522 - FUEL				23,000.00 *
	VEH 207, 222, 202, 200, WATER PLANT GENERATOR, WELL 5 GENERATOR		1.00	23,000.00	23,000.00

NEXT YEAR BUDGET DETAIL REPORT

PROJECTION: 2024 FY2024 BUDGET

ACCOUNTS FOR: UTILITY FUND		VENDOR	QUANTITY	UNIT COST	2024 MGR REVIEW
30542	TRAINING & EDUCATION				
40533	30542 - TRAINING & EDUCATION				3,000.00 *
	CONTINUING EDUCATION - WATER LICENSE & DISTRIBUTION		6.00	500.00	3,000.00
30544	MEMBERSHIPS				
40533	30544 - MEMBERSHIPS				2,500.00 *
	AMERICAN WATER WORKSASSOCIATION (AWWA)		1.00	900.00	900.00
	FLORIDA RURAL WATER ASSOCIATION(FRWA)		1.00	400.00	400.00
	WATER ENVIRONMENT ASSOC		1.00	200.00	200.00
	AMERICAN PUBLIC WORKS ASSOCIATION (APWA)		1.00	500.00	500.00
	ADDTL		1.00	500.00	500.00
	TOTAL OPERATING EXPENSES				606,272.24
60	CAPITAL OUTLAY				
60640	EQUIPMENT PURCHASES				
40533	60640 - EQUIPMENT PURCHASES				70,000.00 *
	CHEVY HD 5500		1.00	70,000.00	70,000.00
	TOTAL CAPITAL OUTLAY				70,000.00
70	DEBT SERVICE				
70743	FDOT HWY CONSTRUCTION LOAN				
40533	70743 - FDOT HWY CONSTRUCTION LOAN				14,187.00 *
	PAYMENT 10 OF 30 PMTSSep 2014 - 2042		1.00	14,187.00	14,187.00

NEXT YEAR BUDGET DETAIL REPORT

PROJECTION: 2024 FY2024 BUDGET

ACCOUNTS FOR: UTILITY FUND		VENDOR	QUANTITY	UNIT COST	2024 MGR REVIEW
TOTAL DEBT SERVICE					14,187.00
90	NON-OPERATING				
90919	TRANSFER TO RETAINED EARNINGS				
40533	90919 - TRANSFER TO RETAINED EARNINGS				12,434.00 *
	REDUCED EXPENSES		1.00	12,434.00	12,434.00
90940	CONTINGENCY FUND				
40533	90940 - CONTINGENCY FUND				9,012.00 *
	ADDITIONAL $ FOR UNEXPECTEDEXPENSES		1.00	9,012.00	9,012.00
90991	BAD DEBT EXPENSE				
40533	90991 - BAD DEBT EXPENSE				750.00 *
	BAD DEBT EXPENSE		1.00	750.00	750.00
90993	DEPRECIATION EXPENSE				
40533	90993 - DEPRECIATION EXPENSE				130,000.00 *
	DEPRECIATION - AUDITORS		1.00	130,000.00	130,000.00
TOTAL NON-OPERATING					152,196.00
TOTAL WATER UTILITY SERVICES					1,382,244.24

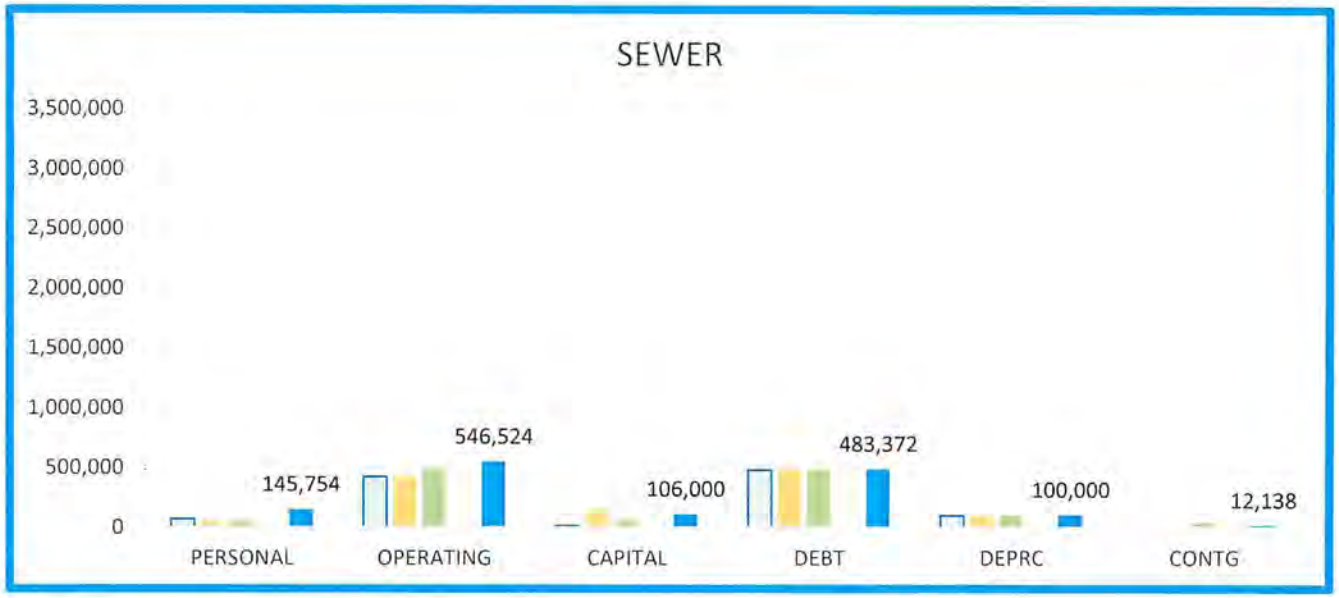

	PERSONAL	OPERATING	CAPITAL	DEBT	DEPRC	CONTG	TOTAL
FY2020	68,250	419,521	9,439	479,764	98,468	0	1,075,442
FY2021	53,535	425,802	159,545	479,629	98,468	0	1,216,979
FY2022	54,204	484,414	65,000	482,009	100,000	33,977	1,219,604
FY2023	60,119	520,188	2,873,953	483,372	100,000	12,138	4,049,770
FY2024	145,754	546,524	106,000	483,372	100,000	12,138	1,393,788

CHANGE	PERSONAL	OPERATING	CAPITAL	DEBT		CONTG	TOTAL
FM FY2020	-14,715	6,281	150,106	-135		0	141,537
FM FY2021	669	58,612	-94,545	2,380		33,977	1,093
FM FY2022	5,915	35,774	2,808,953	1,363		-21,839	2,830,166
FM FY2023	85,635	26,336	-2,767,953	0		0	-2,655,982

808jmich |NEXT YEAR / CURRENT YEAR BUDGET ANALYSIS
PROJECTION: FY2024 BUDGET

ACCOUNTS FOR:		2022	2023 REVISED	2024	CHANGE	
SEWER UTILITY SERVICES		ACTUAL	BUD	PROPOSED	FM FY2023	
40535	SEWER UTILITY SERVICES					
10120	WAGES	33,974	35,995	97,363	61,368	170%
10121	BONUS	132	415	1,091	676	163%
10140	OVERTIME	1,289	3,000	3,000	0	0%
10210	FICA	2,668	3,370	8,805	5,435	161%
10220	RETIREMENT	3,927	4,644	13,619	8,975	193%
10221	VACATION BENEFITS	1,396	0	0	0	
10230	HEALTH INSURANCE	6,949	7,828	17,222	9,394	120%
10232	HEALTH INS DEPENDENTS		3,000	0	-3,000	-100%
10233	LIFE INSURANCE	99	108	216	108	100%
10236	DENTAL INSURANCE	205	235	516	281	120%
10240	WORKERS COMPENSATION	1,331	1,524	3,922	2,398	157%
	PERSONAL SERVICES	51,970	60,119	145,754	85,635	142%
30311	ENGINEERING FEES	0	5,000	5,000	0	0%
30320	AUDIT FEES	6,250	5,125	5,125	0	0%
30340	CONTRACTUAL SERVICES	4,498	35,000	30,000	-5,000	-14%
30347	CONTRACTUAL LADY LAKE	335,312	336,000	336,000	0	0%
30400	TRAVEL/PER DIEM	0	500	500	0	0%
30410	COMMUNICATIONS	599	660	660	0	0%
30420	POSTAGE	0	50	50	0	0%
30430	ELECTRIC	21,994	27,600	33,600	6,000	22%
30431	WATER	2,060	2,160	3,000	840	39%
30440	RENTAL OF EQUIPMENT	0	1,500	1,500	0	0%
30450	INSURANCE	10,198	11,393	14,059	2,666	23%
30462	VEHICLE REPAIRS/MAINT	175	5,000	5,000	0	0%
30463	EQUIPMENT REPAIRS/MAIN	1,908	5,000	5,000	0	0%
30464	FACILITIES REPAIRS/MAI	6,264	8,000	8,000	0	0%
[illegible]7	SYSTEM REPAIRS	35,626	53,000	70,000	17,000	32%
J	OFFICE SUPPLIES	512	1,000	1,000	0	0%
30520	SUPPLIES	2,616	9,000	9,000	0	0%
30521	UNIFORMS	2,271	2,000	2,830	830	42%
30522	FUEL	6,281	9,000	13,000	4,000	44%
30542	TRAINING & EDUCATION	0	3,200	3,200	0	0%
	OPERATING EXPENSES	436,566	520,188	546,524	26,336	5%
60640	EQUIPMENT PURCHASES	63,627	106,000	106,000	0	0%
60655	SYSTEM IMPROVEMENTS	0	2,767,953	0	-2,767,953	0%
	CAPITAL OUTLAY	63,627	2,873,953	106,000	-2,767,953	-96%
70740	DEBT SERVICE LOAN PRIN	0	126,605	126,605	0	0%
70741	INTEREST SEWER SRF LOA	2,037	1,582	1,582	0	0%
70742	INTEREST SEWER SRF LOA	12,249	9,483	9,483	0	0%
70744	INTEREST SEWER BB&T BA	29,845	24,968	24,968	0	0%
70745	DEBT SERV LOAN PRINC	0	319,374	319,374	0	0%
70750	DEBT SERV URICK SWR SRF	0	1,360	1,360	0	0%
	DEBT SERVICE	44,130	483,372	483,372	0	0%
90919	TRANSFER TO RETAINED EARN	0	0		0	0%
90940	CONTINGENCY FUND	0	12,138	12,138	0	0%
90993	DEPRECIATION	0	100,000	100,000	0	0%
	NON-OPERATING	0	112,138	112,138	0	0%
	SEWER UTILITY SERVICES	596,293	4,049,770	1,393,788	-2,655,982	-66%

NEXT YEAR / CURRENT YEAR BUDGET ANALYSIS

PROJECTION: 2024 FY2024 BUDGET FOR PERIOD 99

ACCOUNTS FOR: UTILITY FUND			2022 ACTUAL	2023 ORIG BUD	2023 REVISED BUD	2023 ACTUAL	2023 PROJECTION	2024 MGR REVIEW	PCT CHANGE
40535	SEWER UTILITY SERVICES								
10	PERSONAL SERVICES								
40535	10120	WAGES	33,973.77	35,995.00	35,995.00	10,432.28	.00	97,363.00	.0%
40535	10121	BONUS	131.84	415.00	415.00	.00	272.00	1,091.00	301.1%
40535	10140	OVERTIME	1,289.14	3,000.00	3,000.00	.00	3,000.00	3,000.00	.0%
40535	10210	FICA	2,668.45	3,370.00	3,370.00	772.05	2,189.00	8,805.00	302.2%
40535	10220	RETIREMENT	3,926.93	4,644.00	4,644.00	1,289.38	1,772.50	13,619.00	668.3%
40535	10221	VACATION B	1,395.61	.00	.00	.00	.00	.00	.0%
40535	10230	HEALTH INS	6,948.92	7,828.00	7,828.00	652.36	7,831.20	17,222.00	119.9%
40535	10232	HLTH DEP	.00	3,000.00	3,000.00	.00	.00	.00	.0%
40535	10233	LIFE INS	99.00	108.00	108.00	18.00	89.40	216.00	141.6%
40535	10236	DENTAL INS	205.04	234.86	234.86	23.55	333.72	516.12	54.7%
40535	10240	WORKERS CO	1,331.44	1,524.00	1,524.00	865.00	1,156.00	3,922.00	239.3%
TOTAL PERSONAL SERVICES			51,970.14	60,118.86	60,118.86	14,052.62	16,643.82	145,754.12	775.7%
30	OPERATING EXPENSES								
40535	30311	ENGINEERIN	.00	5,000.00	5,000.00	.00	1,000.00	5,000.00	400.0%
40535	30320	AUDIT FEES	6,250.00	5,125.00	5,125.00	3,750.00	.00	5,125.00	.0%
40535	30340	CONTRACTUA	4,497.78	35,000.00	35,000.00	15,561.04	.00	30,000.00	.0%
40535	30347	LADY LAKE	335,312.12	336,000.00	336,000.00	267,639.03	.00	336,000.00	.0%
40535	30400	TRAVEL/PER	.00	500.00	500.00	.00	300.00	500.00	66.7%
40535	30410	COMMUNICAT	599.30	660.00	660.00	502.13	.00	660.00	.0%

NEXT YEAR / CURRENT YEAR BUDGET ANALYSIS

PROJECTION: 2024 FY2024 BUDGET FOR PERIOD 99

ACCOUNTS FOR:

UTILITY	FUND			2022 ACTUAL	2023 ORIG BUD	2023 REVISED BUD	2023 ACTUAL	2023 PROJECTION	2024 MGR REVIEW	PCT CHANGE
40535	30420		POSTAGE	.00	50.00	50.00	.00	50.00	50.00	.0%
40535	30430		ELECTRIC	21,993.71	27,600.00	27,600.00	24,132.61	15,000.00	33,600.00	124.0%
40535	30431		WATER	2,060.31	2,160.00	2,160.00	1,730.71	2,604.00	3,000.00	15.2%
40535	30440		RENTAL OF	.00	1,500.00	1,500.00	.00	500.00	1,500.00	200.0%
40535	30450		INSURANCE	10,198.28	11,393.00	11,393.00	11,721.08	13,600.00	14,059.00	3.4%
40535	30462		VEHICLE RE	175.00	5,000.00	5,000.00	866.95	2,000.00	5,000.00	150.0%
40535	30463		EQUIPMENT	1,908.00	5,000.00	5,000.00	457.12	4,000.00	5,000.00	25.0%
40535	30464		FACILITIES	6,264.17	8,000.00	8,000.00	18.09	1,000.00	8,000.00	700.0%
40535	30467		SWRSYS RPR	35,626.48	53,000.00	53,000.00	7,116.98	3,000.00	70,000.00	2233.3%
40535	30480		ADVERTISIN	.00	.00	.00	276.82	.00	.00	.0%
40535	30510		OFFICE SUP	512.04	1,000.00	1,000.00	420.00	500.00	1,000.00	100.0%
40535	30520		SUPPLIES	2,616.37	9,000.00	9,000.00	1,511.70	9,000.00	9,000.00	.0%
40535	30521		UNIFORMS	2,270.97	2,000.00	2,000.00	2,062.88	1,200.00	2,830.00	135.8%
40535	30522		FUEL	6,281.34	9,000.00	9,000.00	1,590.86	3,000.00	13,000.00	333.3%
40535	30542		TRAINING &	.00	3,200.00	3,200.00	.00	2,200.00	3,200.00	45.5%
	TOTAL OPERATING EXPENSES			436,565.87	520,188.00	520,188.00	339,358.00	58,954.00	546,524.00	827.0%
60	CAPITAL OUTLAY									
40535	60640		EQUIPMENT	21,626.95	106,000.00	106,000.00	11,312.53	36,000.00	106,000.00	194.4%
40535	60655		SYS IMPROV	.00	.00	.00	45,986.28	1,254,065.00	.00	-100.0%
40535	60655	URICK	URICK SWR	.00	.00	2,767,953.00	2,611,654.02	.00	.00	.0%
	TOTAL CAPITAL OUTLAY			21,626.95	106,000.00	2,873,953.00	2,668,952.83	1,290,065.00	106,000.00	-91.8%
70	DEBT SERVICE									
40535	70740		DEBT SRV P	-.01	126,605.29	126,605.29	62,894.43	108,470.57	126,605.29	16.7%

NEXT YEAR / CURRENT YEAR BUDGET ANALYSIS

PROJECTION: 2024 FY2024 BUDGET FOR PERIOD 99

ACCOUNTS FOR:

UTILITY	FUND		2022 ACTUAL	2023 ORIG BUD	2023 REVISED BUD	2023 ACTUAL	2023 PROJECTION	2024 MGR REVIEW	PCT CHANGE
40535	70741	INT LOAN#1	2,036.79	1,581.56	1,581.56	848.58	4,110.67	1,581.56	-61.5%
40535	70742	INT LOAN#2	12,248.54	9,483.00	9,483.00	5,091.22	25,087.42	9,483.00	-62.2%
40535	70744	INT BANK	29,844.86	24,968.00	24,968.00	15,983.64	116,500.00	24,968.00	-78.6%
40535	70745	PRIN BB&T	.01	319,374.00	319,374.00	319,373.59	.00	319,374.00	.0%
40535	70750	DEBT PRINC	.00	1,360.00	1,360.00	680.00	.00	1,360.00	.0%
TOTAL DEBT SERVICE			44,130.19	483,371.85	483,371.85	404,871.46	254,168.66	483,371.85	90.2%
90	NON-OPERATING								
40535	90940	CONTINGENC	.00	12,138.00	12,138.00	.00	14,748.60	12,138.00	-17.7%
40535	90993	DEPRECIATI	95,118.00	100,000.00	100,000.00	.00	.00	100,000.00	.0%
TOTAL NON-OPERATING			95,118.00	112,138.00	112,138.00	.00	14,748.60	112,138.00	660.3%
TOTAL SEWER UTILITY SERVICES			649,411.15	1,281,816.71	4,049,769.71	3,427,234.91	1,634,580.08	1,393,787.97	-14.7%
		GRAND TOTAL	23,860,717.37	32,449,654.40	39,783,771.60	28,760,544.86	14,707,871.96	34,333,732.62	133.4%

** END OF REPORT - Generated by GARY BACHMANN **

NEXT YEAR BUDGET DETAIL REPORT

PROJECTION: 2024 FY2024 BUDGET

ACCOUNTS FOR: UTILITY FUND		VENDOR	QUANTITY	UNIT COST	2024 MGR REVIEW
40535	SEWER UTILITY SERVICES				
10	PERSONAL SERVICES				
10120	WAGES				
40535	10120 - WAGES				97,363.00 *
	LIFT STATION MECHANIC ( ) $26.91HR X 2080		1.00	55,976.00	55,976.00
	SERVICE WORKER (NEW 2024) 18.54/HOUR, 2080 HOURS		1.00	38,566.00	38,566.00
	MERIT INCREASES - 2%		1.00	1,894.00	1,894.00
	2 WEEKS PTO SELL BACK		1.00	927.00	927.00
10121	BONUS				
40535	10121 - BONUS				1,091.00 *
	X-MAS BONUS 3 X 8 HOUR DAY		1.00	1,091.00	1,091.00
10140	OVERTIME				
40535	10140 - OVERTIME				3,000.00 *
	OVERTIME		1.00	3,000.00	3,000.00
10210	FICA				
40535	10210 - FICA				8,805.00 *
	WAGES X .0765		1.00	8,805.00	8,805.00
10220	RETIREMENT				
40535	10220 - RETIREMENT				13,619.00 *
	WAGES X FRS 13.57%		1.00	13,619.00	13,619.00

NEXT YEAR BUDGET DETAIL REPORT

PROJECTION: 2024 FY2024 BUDGET

ACCOUNTS FOR: UTILITY FUND		VENDOR	QUANTITY	UNIT COST	2024 MGR REVIEW
10230	HEALTH INSURANCE				
40535	10230 - HEALTH INSURANCE				17,222.00 *
	2 FT @ $717.60/MTH X 12 = $8611/YR		2.00	8,611.00	17,222.00
10233	LIFE INSURANCE				
40535	10233 - LIFE INSURANCE				216.00 *
	2 FT @ $9.00/MTH X 12 = $108/YR		2.00	108.00	216.00
10236	DENTAL INSURANCE				
40535	10236 - DENTAL INSURANCE				516.12 *
	2 FT @ $21.51/MTH X 12 = $258.06/YR		2.00	258.06	516.12
10240	WORKERS COMPENSATION				
40535	10240 - WORKERS COMPENSATION				3,922.00 *
	WAGES X RISK CODE		1.00	3,922.00	3,922.00
	TOTAL PERSONAL SERVICES				145,754.12
30	OPERATING EXPENSES				
30311	ENGINEERING FEES				
40535	30311 - ENGINEERING FEES				5,000.00 *
	SEWER SYSTEM ENGINEERING		1.00	5,000.00	5,000.00
30320	AUDIT FEES				
40535	30320 - AUDIT FEES				5,125.00 *
	25% AUDIT EXPENSE ($25,500) CAFR		.25	20,500.00	5,125.00

NEXT YEAR BUDGET DETAIL REPORT

PROJECTION: 2024 FY2024 BUDGET

ACCOUNTS FOR: UTILITY FUND		VENDOR	QUANTITY	UNIT COST	2024 MGR REVIEW
30340	CONTRACTUAL SERVICES				
40535	30340 - CONTRACTUAL SERVICES				30,000.00 *
	CUMMINS GENERATOR SERVICE (2 GENERATORS)		4.00	1,500.00	6,000.00
	ENTERPRISE FLEET MANAGEMENT		12.00	2,000.00	24,000.00
30347	CONTRACTUAL LADY LAKE				
40535	30347 - CONTRACTUAL LADY LAKE				336,000.00 *
	PAY LADY LAKE $28,000 PER MONTH FOR SEWER DISPOSAL		12.00	28,000.00	336,000.00
30400	TRAVEL/PER DIEM				
40535	30400 - TRAVEL/PER DIEM				500.00 *
	WASTEWATER CEU COURSES		1.00	300.00	300.00
	OTHER TRAINING		1.00	200.00	200.00
30410	COMMUNICATIONS				
40535	30410 - COMMUNICATIONS				660.00 *
	SUMMIT PHONES/CABLE/INTERNET		12.00	55.00	660.00
30420	POSTAGE				
40535	30420 - POSTAGE				50.00 *
	MONTHLY MONITORING REPORTS, MISC MAILINGS		1.00	50.00	50.00

NEXT YEAR BUDGET DETAIL REPORT

PROJECTION: 2024 FY2024 BUDGET

ACCOUNTS FOR: UTILITY FUND		VENDOR	QUANTITY	UNIT COST	2024 MGR REVIEW
30430	ELECTRIC				
40535	30430 - ELECTRIC				33,600.00 *
	LIFT STATIONS		12.00	2,800.00	33,600.00
	HWY 27/441 LIFT STA SHILOH AND DIXIE SPRING LAKE COVE MIRROR LAKE VILLAGE CHELSEA'S RUN1627 MILLER LIFT STA				
30431	WATER				
40535	30431 - WATER				3,000.00 *
	27/441, BRADLEY WAY, DIXIE AVE, ATLANTIC AVE, AND SPRING LAKE COVE LIFT STATIONS		12.00	250.00	3,000.00
30440	RENTAL OF EQUIPMENT				
40535	30440 - RENTAL OF EQUIPMENT				1,500.00 *
			1.00	1,500.00	1,500.00
30450	INSURANCE				
40535	30450 - INSURANCE				14,059.00 *
	PROPERTY, LIABILITY, PUBLICOFFICIALS		1.00	14,059.00	14,059.00
30462	VEHICLE REPAIRS/MAINT				
40535	30462 - VEHICLE REPAIRS/MAINT				5,000.00 *
	TRUCK 214 & 203		1.00	5,000.00	5,000.00

NEXT YEAR BUDGET DETAIL REPORT

PROJECTION: 2024 FY2024 BUDGET

ACCOUNTS FOR: UTILITY FUND		VENDOR	QUANTITY	UNIT COST	2024 MGR REVIEW
30463	**EQUIPMENT REPAIRS/MAINT**				
40535	30463 - EQUIPMENT REPAIRS/MAINT				5,000.00 *
	VACUUM TRAILER UNIT, WWTPEQUIPMENT		1.00	5,000.00	5,000.00
30464	**FACILITIES REPAIRS/MAINT**				
40535	30464 - FACILITIES REPAIRS/MAINT				8,000.00 *
	OIL, FILTERS, BELTS,PIPE REPAIR		1.00	8,000.00	8,000.00
30467	**SYSTEM REPAIRS**				
40535	30467 - SEWER SYSTEM REPAIRS				70,000.00 *
	LINE REPAIR, SCADA, WWTP SYSTEM CONTROLS		1.00	10,000.00	10,000.00
	LIFT STATION PUMPING		1.00	10,000.00	10,000.00
	LIFT STATION REPAIRS (PUMPS, VALVES, GUAGES, ELECTRIC CONTROLS)		1.00	50,000.00	50,000.00
30510	**OFFICE SUPPLIES**				
40535	30510 - OFFICE SUPPLIES				1,000.00 *
	RECORD BOOKS - DAILY OPERATIONS		3.00	25.00	75.00
	PENS, PENCILS, PAPER CLIPS,BINDERS		1.00	675.00	675.00
	PRINTER CARTRIDGES		1.00	250.00	250.00
30520	**SUPPLIES**				
40535	30520 - SUPPLIES				9,000.00 *
	CHLORINE		12.00	500.00	6,000.00
	CHLORINE REAGENTS		1.00	160.00	160.00
	MARKING PAINT AND FLAGS		1.00	400.00	400.00
	PH BUFFERS		3.00	40.00	120.00

NEXT YEAR BUDGET DETAIL REPORT

PROJECTION: 2024 FY2024 BUDGET

ACCOUNTS FOR: UTILITY FUND		VENDOR	QUANTITY	UNIT COST	2024 MGR REVIEW
	MISC SUPPLIES		1.00	2,320.00	2,320.00
30521	**UNIFORMS**				
40535	30521 - UNIFORMS				2,830.00 *
	UNIFORM SETUP		2.00	200.00	400.00
	WEEKLY UNIFORMS		52.00	40.00	2,080.00
	BOOT ALLOWANCE		2.00	175.00	350.00
30522	**FUEL**				
40535	30522 - FUEL				13,000.00 *
	214 - 2008 F450 203 - 2000 F150VACUUM TRAILER UNIT		1.00	3,000.00	3,000.00
	2 GENERATORS DIESEL (EMERGANCY)		1.00	10,000.00	10,000.00
30542	**TRAINING & EDUCATION**				
40535	30542 - TRAINING & EDUCATION				3,200.00 *
	WASTEWATER LICENSE CONTINUING EDUCATION (PW & OPERATOR)		2.00	300.00	600.00
	WASTEWATER EXAM		1.00	200.00	200.00
	WASTEWATER OPERATOR COURSE		1.00	600.00	600.00
	WASTEWATER COLLECTIONS COURSE		1.00	600.00	600.00
	WASTEWATER COLLECTIONS EXAM		1.00	200.00	200.00
	CONFINED SPACE TRAINING		5.00	200.00	1,000.00

NEXT YEAR BUDGET DETAIL REPORT

PROJECTION: 2024 FY2024 BUDGET

ACCOUNTS FOR:
UTILITY FUND

		VENDOR	QUANTITY	UNIT COST	2024 MGR REVIEW
	TOTAL OPERATING EXPENSES				546,524.00
60	CAPITAL OUTLAY				
60640	EQUIPMENT PURCHASES				
40535	60640 - EQUIPMENT PURCHASES				106,000.00 *
	SEWER GRINDER PUMP UNITS		10.00	2,500.00	25,000.00
	PORTABLE GENERATOR FOR GPU'S		1.00	2,500.00	2,500.00
	GPU REPLACEMENT PUMPS		3.00	1,500.00	4,500.00
	INSTALLATION AND MATERIALS OF SEWER GRINDER PUMP UNITS		1.00	4,000.00	4,000.00
	SEWER SUPPLIES		1.00	20,000.00	20,000.00
	PORTABLE DIESEL BYPASS PUMP FOR LIFT STATIONS		1.00	50,000.00	50,000.00
	TOTAL CAPITAL OUTLAY				106,000.00
70	DEBT SERVICE				
70740	DEBT SERV WWTP LOAN PRIN SRF				
40535	70740 - DEBT SERV WWTP LOAN PRIN SRF				126,605.29 *
	SMI ANNUAL - SRF SEWER DEBT PRECONSTRUCTION (2 PMTS - 34 & 35 OF 40) FROM SEWER IMPACT FEES TX IN FM 40301-38006		1.00	14,749.00	14,749.00
	SEMI ANNUAL - SRF SEWER DEBT CONSTRUCTION (2 PMTS - 34 & 35 OF 40) FROM SEWER IMPACT FEES TX IN FM 40301-38006		1.00	111,856.29	111,856.29
70741	INT SEWER WWTP SRF LOAN #1				
40535	70741 - INT SEWER WWTP SRF LOAN #1				1,581.56 *

NEXT YEAR BUDGET DETAIL REPORT

PROJECTION: 2024 FY2024 BUDGET

ACCOUNTS FOR: UTILITY FUND		VENDOR	QUANTITY	UNIT COST	2024 MGR REVIEW
	SEMI ANNUAL - SRF SEWER DEBT PRECONSTRUCTION 2 PAYMENTS (34 & 35 OF 40) FROM SEWER IMPACT FEES TX IN FM 40301-38006		1.00	1,581.56	1,581.56
70742	INT SEWER WWTP SRF LOAN #2				
40535	70742 - INT SEWER WWTP SRF LOAN #2				9,483.00 *
	SEMI ANNUAL - SRF SEWER DEBT CONSTRUCTION 2 PAYMENTS (34 & 35 OF 40) FROM SEWER IMPACT FEES TX IN FM 40301-38006		1.00	9,483.00	9,483.00
70744	INTEREST SEWER BB&T BANK LOAN				
40535	70744 - INTEREST BANK LOAN BB&T				24,968.00 *
	INTEREST ON LOAN(14 & 15 OF 20 PMTS)		1.00	24,968.00	24,968.00
70745	DEBT LLSWR LOAN PRINC BB&T				
40535	70745 - DEBT LLSWR LOAN PRINC BB&T				319,374.00 *
	12 & 15 OF 20 PMTS ON LOAN PRINCIPA4 SEWER LINE EXTENSION, LADY LAKE EXTENSION		1.00	319,374.00	319,374.00
70750	DEBT URICK SWR SRF PRINCIPLE				
40535	70750 - DEBT URICK SWR SRF PRINCIPLE				1,360.00 *
	4TH & 5TH PMT OUT OF 40 - SRF LOAN URICK		2.00	680.00	1,360.00

137,669

344342

NEXT YEAR BUDGET DETAIL REPORT

PROJECTION: 2024 FY2024 BUDGET

ACCOUNTS FOR: UTILITY FUND		VENDOR	QUANTITY	UNIT COST	2024 MGR REVIEW
TOTAL DEBT SERVICE					483,371.85
90	NON-OPERATING				
90940	CONTINGENCY FUND				
40535	90940 - CONTINGENCY FUND				12,138.00 *
	CONTINGENCY		1.00	12,138.00	12,138.00
90993	DEPRECIATION EXPENSE				
40535	90993 - DEPRECIATION EXPENSE SEWER				100,000.00 *
	DEPRECIATION - AUDITORS		1.00	100,000.00	100,000.00
TOTAL NON-OPERATING					112,138.00
TOTAL SEWER UTILITY SERVICES					1,393,787.97
GRAND TOTAL					34,333,732.62

** END OF REPORT - Generated by GARY BACHMANN **