

**FRUITLAND PARK CITY COMMISSION
WORKSHOP MEETING AGENDA**

August 3, 2021

City Hall Commission Chambers
506 W. Berckman Street
Fruitland Park, Florida 34731

6:00 p.m.

1. CALL TO ORDER AND PLEDGE OF ALLEGIANCE

Pledge of Allegiance

2. ROLL CALL

3. FY 2021/22 BUDGET

- Public Works
 - Other General Government
 - Solid Waste
 - Stormwater
 - Roads and Streets
 - Parks and Recreation
 - Community Redevelopment Agency
 - Capital Improvement Plan (CIP) Roads and Streets
 - CIP Recreation
 - CIP Library
 - Utility Revenue
 - Water
 - Sewer

- Library

4. OTHER BUSINESS

Waste Management

5. ADJOURNMENT

Any person requiring a special accommodation at this meeting because of disability or physical impairment should contact the City Clerk's Office at City Hall (352) 360-6727 at least forty-eight (48) hours prior to the meeting. (§286.26 F.S.)

If a person decides to appeal any decision made by the City of Fruitland Park with respect to any matter considered at such meeting or hearing, he or she will need a record of the proceedings and ensure that a verbatim record of the proceedings is made, which record includes the testimony and evidence upon

which the appeal is to be based. The city does not provide verbatim records.
(§286.0105, F.S.)

PLEASE TURN OFF ELECTRONIC DEVICES OR PLACE IN VIBRATE MODE.

July 14, 2021

**TRANSMITTAL LETTER BUDGET PROPOSAL FOR
FISCAL YEAR 2021/2022**

Mayor, Town Commissioners and Citizens of the City of Fruitland Park:

Enclosed is the proposed budget for fiscal year 2021/2022 for your review and consideration. The total proposed budgets for FY2021/2022 including General Fund, Redevelopment Fund, Capital Projects Fund (Infrastructure Sales Surtax), Utilities Fund, Firefighter Pension Fund, and Recreation Fund is \$13,568,036.

General Fund

The proposed General Fund revenues and expenditures total \$9,183,439 respectively.

Highlighted Revenues Include:

- a. Ad-valorem taxes are based on a millage rate of 3.9134 mills, same as the last three years. This is 2.00% higher than the current year's roll back rate of 3.8365. Current year's certified gross taxable value is \$858,790,710 compared to last year's gross taxable value of \$811,890,811. This is an 5.78% increase over last year's taxable value. Ad Valorem revenue is \$3,192,752 compared to last year's Ad Valorem of \$3,018,391. This is a \$174,361 increase over last year.
- b. Electric Franchise Fees, Garbage Franchise Fees, Electric Utility Tax, and Water Utility Tax are expected to increase slightly due to increased services. State Revenue Sharing and Local Government ½ Cent Sales Tax are expected to increase. Official population is 10,206 for FY2022 revenue calculations. Last year, it was 10,094 (FY2021), and the year before that it was 8,963 (FY2020).
- c. Fire Assessment for Fruitland Park proper will be collected through Lake County. Fire Assessment is \$355,276 for the Villages, compared to last year \$352,291. The residential fire assessment for the Villages is \$191. Last year it was \$186. This covers all Fire Services expenses in the General Fund.
- d. Transfer in from Public Safety Impact fees is: \$49,208 for two new police vehicles SUVs. There is a transfer in of \$880,561 from Building Permits fund to cover the Building and Zoning budget of \$1,082,796. Transfer in from Redevelopment is \$43,342 for 20% of City Manager's salary and benefits and 10% of Finance Director's salary and benefits.

Personnel Costs Include:

- a. All full time personnel were raised to a minimum of \$15.00/hour in FY2021
 - a. Personnel effected: OGG-1, R&S-4, Lib-2, Parks-1, Rec-2, Water-2, Sewer-1 for a total of 13 people
 - b. Public Works increased the budget for 5 workers to \$18.00/hour and gave them a raise later in FY2021, R&S-1, Water-3, Sewer-1
 - c. There is \$2.00 increase added in wages in Roads & Streets, Parks & Recs, and Water for merit increases in FY2022.
- b. A new Finance clerk has been added to do the extra work attributed to the Building department not using Munis, our accounting system, for permits and development reimbursement billing. The work done in the Building department must be duplicated in the accounting system and has burdened the Utility clerks. The permits are long and require uninterrupted input which is difficult for clerks who take care of customers all day. This will increase personnel cost \$46,720.
- c. An additional Officer has been added to the Police department for \$73,208. The Police Department will have 22 sworn officers which covers a population of 8,800 at 2.5 officers per 1000 citizens. We are currently at 10,206 population, which would be 25 sworn officers.
- d. A Community Development Director has been added to the Building department for \$97,042. The former Director is now the Deputy Director.
- e. A new service worker was added to Roads & Streets for \$52,660.
- f. A cost of living pay increase of 3% was given to all employees. Wages increased \$179,252 in the General Fund and increased \$19,493 in Utility Fund from last year. Total personnel cost increase compared to last year is \$198,745.
- g. City's portion of the FRS Police Pension match increased from 24.45% to 25.89%. Regular employees FRS increased from 10% to 10.82%. This increase is \$47,508 in the General Fund and \$3,977 in Utility Fund over last year.
- h. Medical premiums have been calculated at a 13% increase. This increase is \$71,227 in the General Fund and \$8,213 in Utility Fund over last year.
- i. Dental premiums have been calculated at a 13% increase. This increase is \$2,018 in the General Fund and \$233 in Utility Fund over last year.
- j. Workers Compensation have been calculated with last year's modifier and updated rates. This decreased workers compensation -\$15,373 in the General Fund and -\$346 in Utility Fund over last year.

Highlighted Expenditures:

There is \$102,039 in Contingency. There is \$500 in Police Contingency. Last year we had \$1,873,723 increase in our General Fund Reserves. There is \$75,000 being transferred to the Paving Fund.

In Other General Government, there is a \$49,259 increase in Redevelopment taxes, due to the increase in CRA taxable value. There is \$50,000 budgeted to spray foam insulation in City Hall's attic and for new counters. The total increase for OGG taking out Care Credit expenses is \$14,090. The increase is low due to the removal of a part time custodian.

In Law Enforcement, there is \$49,208 for 2 new police vehicles. This will be transferred in from Public Safety Capital Improvement (from Police impact fees). An additional seventy thousand is budgeted in Retirement for the FRS lawsuit payment, the same as last year. The total increase for PD is \$118,187. The new officer position added \$72,817.

The Fire Dept. budget consist of The Villages Fire \$355,276, increased \$2,985. The budget also includes \$15,000 for facilities repair. The total decrease for the Fire Dept. is -\$760,951.

The Building and Zoning Dept. has \$15,000 in the budget to redo the office. The total increase for B&Z is \$169,368. This includes the additional position for the new for \$90,807.

The Storm-water budget includes \$400,000 for the Mirror Lake Grant Project (Baffle box) and \$100,000 for storm-water project for the Publics Works building.. Storm-water has not increased.

Roads & Streets Dept. There is \$100,000 to resurface various roads, \$10,600 to purchase signs, \$11,000 for tree trimming, and \$10,000 for sidewalks. In equipment there is a Ventrac tractor for \$16,000. The total increase for Roads and Streets is \$126,495, part of the increase is due to an additional service worker for \$51,588.

The Library increased \$53,631, 67% of the increases is personnel cost.

The Pool budget decreased by -\$7,538. Filters and pool pumps were moved from equipment to facilities repair and maintenance.

The Parks' budget includes curbing for Skate Park, Volleyball court, and concrete milling for \$64,400, aerator and infield groomer for \$6,500, \$15,000 for double entrance gates at Vets Park, and bleachers for \$16,000. The increase in the budget is \$60,066.

The Recreation budget increased \$26,409. Equipment for \$12,500 includes a desk, new computer, AEDs, and event power boxes. A Beam Interactive Program Projector for kids for \$10,000 is budgeted.

Redevelopment Fund

The proposed Redevelopment revenues and expenditures total is \$725,251.

Revenues come from Fruitland Park, Lake County Commission, Lake County Water Authority, and Lake County Ambulance and are based on the increased assessed value of the CRA district. The CRA property value increase over the base year is \$78,748,777, giving us an increase of \$122,890 in revenue.

There is \$200,000 budgeted for paving, \$55,000 for a new metal roof at the pool, \$6,500 for a new metal roof for the concession stand, and \$347,172 for an upgrade to the municipal complex (Public Safety building). There is a transfer to General Fund for 20% of the City Manager and 10% of the City Finance Director of \$43,342. There is \$28,667 in contingency.

Capital Project Fund

The proposed revenue and expenditures for the CIP fund is \$826,532.

Public Works, Roads & Streets has \$452,604 for a Public Works Building.

The Library has \$2,900 for purchase of historical items

Recreation has \$12,500 for the soccer field.

There is \$358,528 in the CIP budget to transfer to the Utility fund to pay debts (FDOT Loan, BB&T Sewer Loan).

Utilities

The proposed Utilities revenues and expenditures total is \$2,577,127.

Highlighted Revenues include:

- a. A water and Sewer rates increase of 25% based on Rate Study conducted to restructure water and sewer rates. Two years ago the base rates changed based on the size of the meter. Last year and this year the rate increased on usage only.
- b. Sewer Impact Fees will be transferred in for payments on the Wastewater Treatment Plant SRF loan for \$137,669.
- c. Capital Projects will be transferred in for loan payments (FDOT and Sewer Lines loan) for \$14,187 and \$344,341.

Personnel Costs Include:

- d. A cost of living pay increase of 3% was given to all employees. Personnel cost increased \$32,380.
- e. City's portion of the FRS Police Pension match increased from 24.45% to 25.89%. Regular employees FRS increased from 10% to 10.82%. This increase is \$3,977 in Utility Fund over last year.
- f. Medical premiums have been calculated at a 13% increase. This increase is \$8,213 in Utility Fund over last year.
- g. Dental premiums have been calculated at a 13% increase. This increase is \$233 in Utility Fund over last year.
- h. Workers Compensation have been calculated with last year's modifier and updated rates. This decreased workers compensation -\$346 in Utility Fund over last year.

Highlighted Expenses include:

Water Dept. budget includes FDOT construction loan payment of \$14,187, 9 of 30 payments, interest free. Supplies include meter purchases required for new homes being constructed plus the supplies required to install them. A Kubota tractor with detachable backhoe is in the budget for \$65,000. There is \$17,455 in Contingency. Depreciation is budgeted at \$141,402. The budget increased \$124,355 from last year.

The Sewer Dept. budget has \$315,996 for Lady Lake payments. There is \$482,009 budgeted in debt payments. Depreciation is budgeted at \$100,000. There is \$14,975 budgeted in Contingency. The budget decreased -\$74,570 which was due to purchasing a Vactron for last year for \$120,000.

At the end of FY2018, the Utility Fund owed the General Fund \$884,550. At the end of May 2021, the debt is -\$337,514, a reduction of \$547,035. The 25% increase in the rate per one thousand gallons of water and sewer is helping to reduce this debt over time.

CITY OF FRUITLAND PARK
POSITION SCHEDULE FY 2022

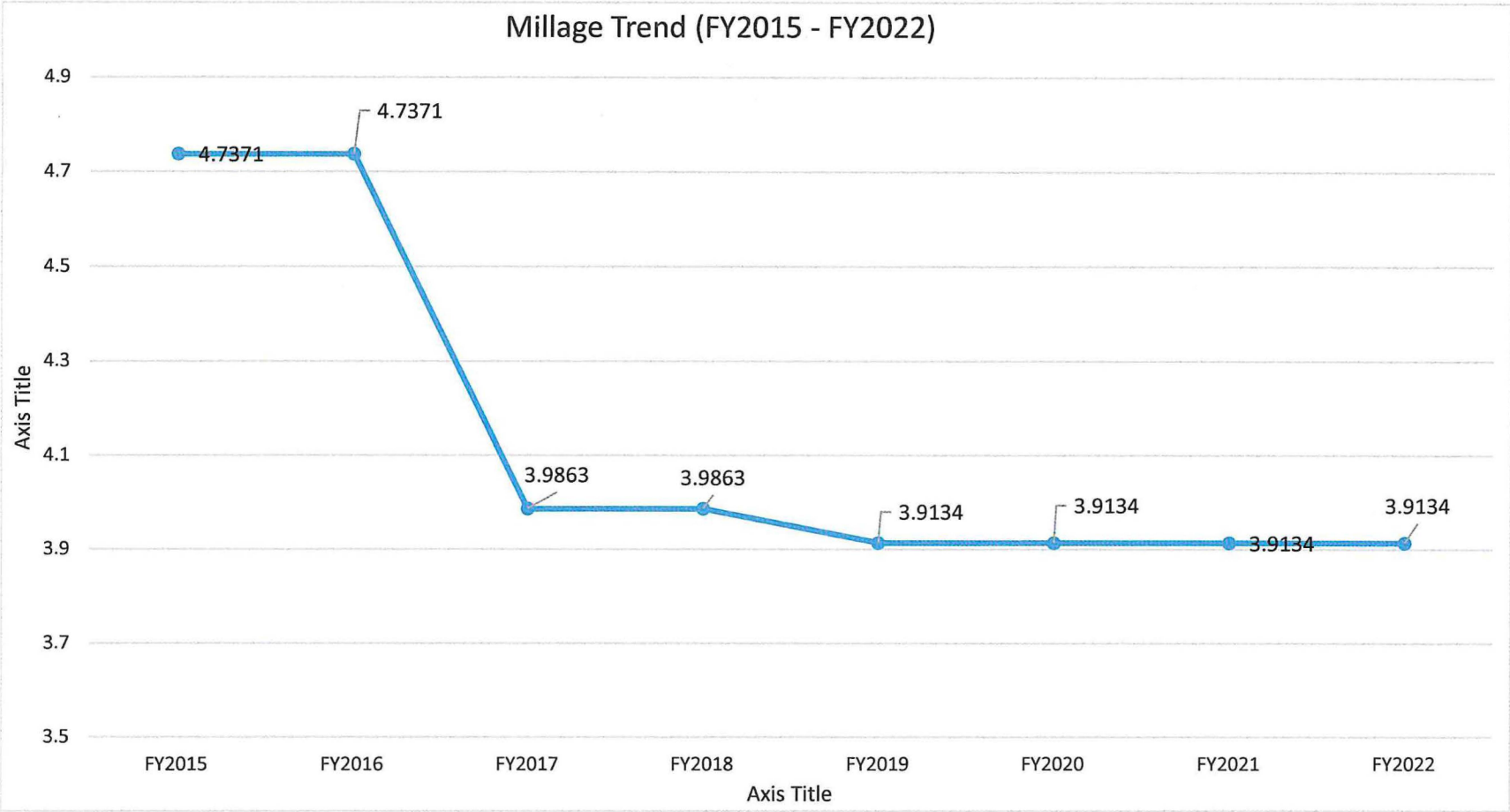
<u>Permanent (Full-time)</u>	<u>Position</u>	<u>2014</u>	<u>2015</u>	<u>2016</u>	<u>2017</u>	<u>2018</u>	<u>2019</u>	<u>2020</u>	<u>2021</u>	<u>2022</u>	<u>Addtl</u>
<u>Executive</u>	City Manager (1/2 Util)	1	1	1	1	1	1	1	1	1	
	City Clerk	1	1	1	1	1	1	1	1	1	
	Deputy City Clerk				0.5	1	1	1	1	1	
	Human Resources		1	1	1	1	1	1	1	1	
	Executive Staff Assistant			0.5	0	0	0	0	0	0	
<u>Finance</u>	Finance Director	1	1	1	1	1	1	1	1	1	
	Deputy Finance	1	1	1	1	1	1	1	1	1	
	Senior Finance Specialist			0.5	1	1	1	1	1	1	
	Finance\Permit Clerk									1	1
	Utility Billing Clerk (Util)	2	2	2	2	2	2	2	2	2	
<u>Other General Government</u>	Service Worker/Custodian	1	1	1	1	1	0	1	1	1	
<u>Law Enforcement</u>	Police Chief	1	1	1	1	1	1	1	1	1	
	Lieutenant/Captain		2	1	2	1	1	1	2	2	
	Administrative Assistant			1	1	1	1	1	1	1	
	Sergeant		3	3	3	3	3	4	3	3	
	Police Officers	11	7	7	10	13.25	15.5	15	15	16	1
<u>Building & Zoning</u>	Building & Zoning Director	1	1	1	1	1	1	1	1	1	
	Deputy									1	1
	B&Z Admin Asst	1	1	1	1	1	1	1	1	1	
	Permit Clerk		1	1	1	1	1	1	1	1	
	Receptionist									1	1
<u>Roads & Streets</u>	Code Enforcement Officer					0.5	1	1	1	1	
	Public Works Director (1/2 Util)	1	1	1	1	1	1	1	1	1	
	Service Worker	1	1	1	1	2	2	2	3	4	1
	Administrative Assistant							1	1		
<u>Library</u>	Library Director	1	1	1	1	1	1	1	1	1	
	Circulation/Assistants	2	1	1	2	2	3	4	4	4	
<u>Parks Maintenance</u>	Service Worker	2	2	2	2	2	2	3	4	4	
<u>Recreation</u>	Recreation Director	1	1	1	1	1	1	1	1	1	
	Sports Coordinator							1	1	1	
<u>Water Utility</u>	1/2 Manager / 1/2 Director	1	1	1	1	1	1	1	1	1	
	Supv/Operater/Mechanic	3	3	3	3	3	3	3	2	2	
	Service Worker	1	1	2	2	3	2	2	2	2	
<u>Sewer Utility</u>	Service Worker			1	1	2	2	2	1	1	
Total Full Time Positions		34	36	39	44.5	50.75	52.5	57	58	63	5
Sworn 22											
Permanent Part-time/											
<u>Seasonal/Volunteer</u>	<u>Position</u>	<u>2014</u>	<u>2015</u>	<u>2016</u>	<u>2017</u>	<u>2018</u>	<u>2019</u>	<u>2020</u>	<u>2021</u>	<u>2022</u>	
<u>Legislative</u>	City Commission (PT)	5	5	5	5	5	5	5	5	5	
	Planning & Zoning Board (PT)	5	5	5	5	5	5	5	5	5	
<u>Executive</u>	Administrative Assistant (PT)	1	1	1	1	1	0	0	0	0	
<u>Other General Government</u>	Service Worker/Custodian (PT)								1	0	-1
<u>Law Enforcement</u>	School Crossing Guards (S)	4	4	5	5	6	6	6	6	6	
	Reserve Officers (PT)	5	2	2	2	2	2	2	2	2	
<u>Fire Department</u>	Fire Chief	1	1	1	1	1	1	1	1	1	
	Deputies				2	2	1	1	1		-1
	Captain/Lieutnants	3	3	3	4	4	3	3	2		
	Firefighters (V/PPT)	20	22	22	18	18	7	7	7		
	Flex					2	2	2	2		
<u>Roads & Streets</u>	Administrative Assistant (PT)					1	1	1	0	0	
	Svc Worker (PT)	1	1	1	1	1	1	1	1	0	-1
<u>Building & Zoning</u>	Receptionist (PT)							1	0	-1	
<u>Library</u>	Library Assistant (PT)	4	4	4	4	5	5	5	5	6	1
<u>Swimming Pool</u>	Pool Manager					1	1	1	1	1	
	Head Guard (S)	2	2	2	2	2	2	2	2	2	
	Life Guard (S)	5	6	6	6	8	8	8	8	8	
<u>Recreation</u>	Recreation Asst & Aide (PT)	2	1	2	2	3	3	2	2	2	
Total Seasonal (S)/Volunteer (V)/Part-Time (PT) Positions		58	57	59	58	67	53	52	52	37	-3
Grand Total		92	93	98	102.5	117.8	105.5	109	110	100	2

CITY OF FRUITLAND PARK
FISCAL YEAR 2022 BUDGET

The budget was prepared using a millage rate of
3.9134 (Same as Last 3 Year)

SUMMARY OF FUNDS
REVENUES AND EXPENSES

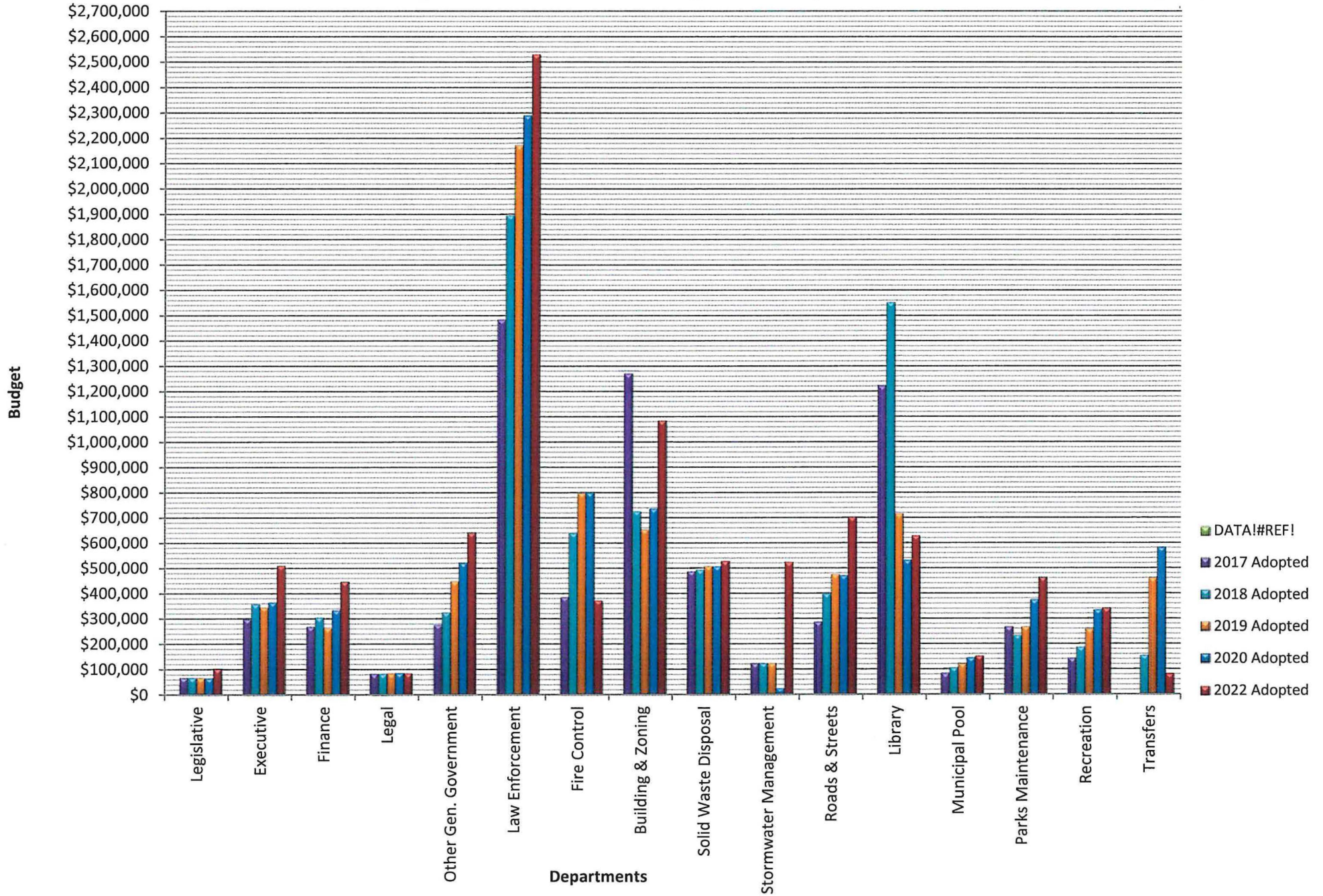
	Revenues	Expenses
General Fund	\$ 9,183,439	\$ 9,183,439
Redevelopment Fund	\$ 725,251	\$ 725,251
Capital Projects Fund	\$ 826,532	\$ 826,532
Utility Fund	\$ 2,577,127	\$ 2,577,127
Fire Pension Fund	\$ 186,000	\$ 186,000
Recreation Fund	\$ 69,688	\$ 69,688
Total - All Funds	\$ 13,568,037	\$ 13,568,037



	FY2015	FY2016	FY2017	FY2018	FY2019	FY2020	FY2021	FY2022
Millage	4.7371	4.7371	3.9863	3.9863	3.9134	3.9134	3.9134	3.9134
	RBR				RBR			

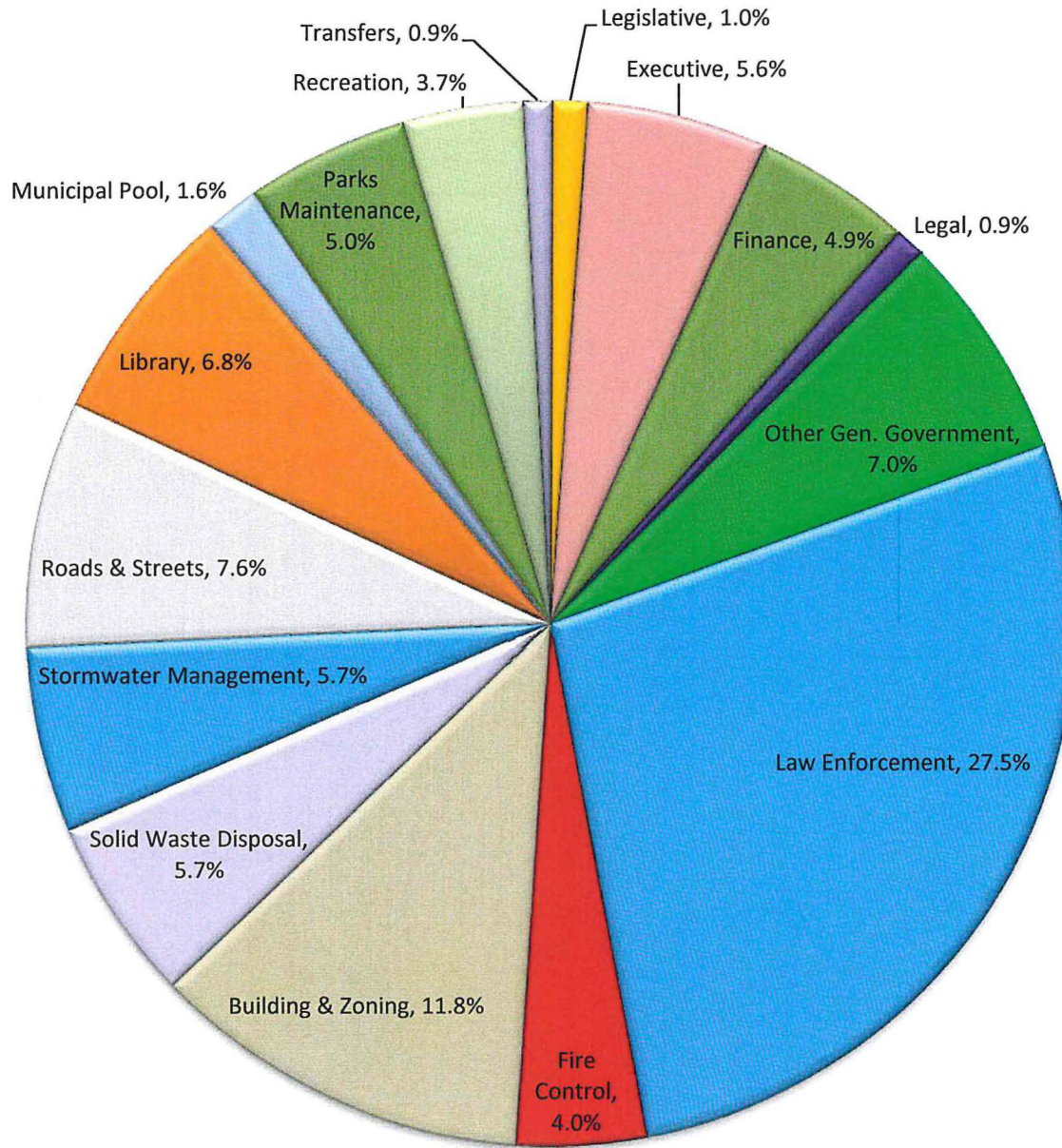
CITY OF RUITLAND PARK

General Fund Departments - 6 Year Budget Trend (FY 2017 - 2022 Adopted Budgets)



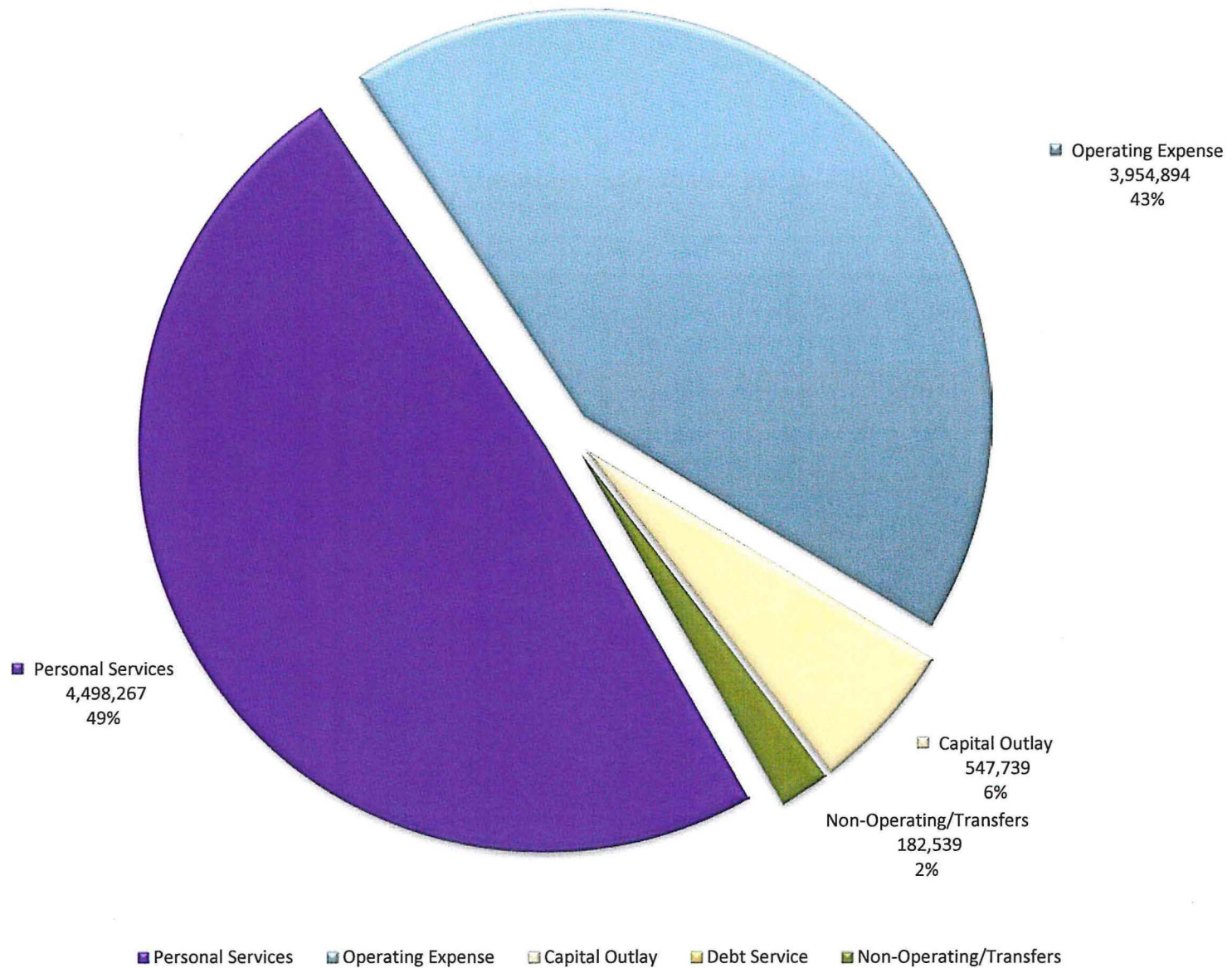
CITY OF FRUITLAND PARK

FY 2022 Adopted Department Budgets as % of General Fund



CITY OF FRUITLAND PARK

2022 General Fund - Expenditures by Category



FY2022

<u>DEPARTMENT</u>	<u>DESCRIPTION</u>	<u>AMOUNT</u>	
<u>GENERAL FUND</u>			
EXEC	MCCI RECORD MGT SUPPORT	10,180	
	BUSINESS LICENSE ONLINE MUNIS	5,900	
	CHARTER REVIEW/CODIFICATION	10,000	
	VERITONE (VIDE/DIGITAL RECORDS REDACTION	5,000	
	LASERFICHE ONLINE FORMS	18,705	
	BIS UPGRADE	2,500	
	RECORDS MGT	45,000	97,285
FIN	DESK, CHAIR, COMPUTER	2,000	
	CONTINGENCY	102,035	104,035
OGG	INSULATE CITY HALL ATTIC, NEW COUNTERS	50,000	
	PAYMENT TO CRA	292,767	342,767
POLICE	1 DESKTOP	1,000	
	2 LAPTOPS	3,000	
	2 TASERS	3,020	
	GLOCK, SHOTGUN, RIFLE	2,100	
	AED	1,040	
	4 OF 10 RADIO PMTS TO LAKE COUNTY	20,998	
	POLICE VEHICLE & LIGHTS (FROM PUB SAF RESERVE)	49,208	80,366
B&Z	RENOVATE PD	15,000	
BLDG FUND	4TH OF 10 RADIO PMTS TO LAKE COUNTY	221	15,221
STORMATER	MIRROR LAKE GRANT (BAFFLE BOX)	400,000	
	STORMWATER PROJECT (FROM STORMWATER RESERVE)	100,000	500,000
R&S	STREET SIGNS/TREE TRIMMING	21,600	
	ROAD RESURFACING	100,000	
	SIDEWALKS	10,000	
	Ventrac Tractor	16,000	
	4TH OF 10 RADIO PMTS TO LAKE COUNTY	3,416	151,016
LIBRARY	DOUBLE FACED WOOD SHELVING CHILDREN'S ROOM	1,210	
	BOOKS	67,266	
	DVDS	5,000	73,476

FY2022

<u>DEPARTMENT</u>	<u>DESCRIPTION</u>	<u>AMOUNT</u>	
<u>GENERAL FUND</u>			
PARKS	NEW FENCE DOUBLE ENTRANCE GATES AT VETS	15,000	
	BLEACHERS - CALES SOFTBALL & T-BALL FIELDS	16,000	
	PULL BEHIND AERATOR	2,500	
	BASEBALL INFIELD GROOMER	4,000	
	CONCRETE CURBING SKATE PARK	32,000	
	CONCRETE CURBING VOLLEYBALL	12,600	
	ASPHALT MILLINGS 4 INCH	19,800	101,900
REC	BEAM INTERACTIVE PROGRAM PROJECTOR FOR KIDS	10,000	
	AEDS	2,500	
	DESK	1,500	
	2 NEW COMPUTERS	2,500	
	3 EVENT POWER BOXES	6,000	22,500
GENERAL FUND TOTAL		\$1,478,386	

GENERAL FUND TRANSFERS

<u>DEPARTMENT</u>	<u>DESCRIPTION</u>	<u>AMOUNT</u>	
TRANSFERS	TX TO UTILITY SEWER PROCESSING LADY LAKE		
	TX TO RESERVES		
	TRANSFER TO PAVING FUND	75,000	75,000

FY2022
CAPITAL IMPROVEMENTS AND EQUIPMENT

DEPARTMENT

DESCRIPTION

AMOUNT

CRA
REDEVELOPMENT

MUNI COMPLEX	MUNI CMLPX/PUBLIC SAFETY BLDG UPGRAGES	347,172
STREETS	ROAD RESURFACE/SIDWALKS	200,000
PARKS IMPROVEMENT	NEW METAL ROOFS CONCESSION STAND CALES	6,500
	NEW METAL ROOF FOR POOL	55,000

REDEVELOPMENT FUND TOTAL \$ 608,672

FY2021
CAPITAL IMPROVEMENTS AND EQUIPMENT

DEPARTMENT

DESCRIPTION

AMOUNT

CAPITAL PROJECTS (SALES SURTAX)

POLICE			0
FIRE			
ROADS & STREETS			
	PUBLIC WORKS BUILDING	452,604	452,604
WATER			0
LIBRARY			
	HISTORICAL MARKER FOR WINDMILL	1,900	
	HISTORICAL PLAQUE FOR WINDMILL & SIGN	1,000	2,900
<u>RECREATION</u>			
	SOCCER FIELD	12,500	12,500
TX TO UTILITY (DEBT)			
	UTILITY DEBT PAYMENTS	358,528	
CAPITAL PROJECTS FUND			\$826,532

FY2021
CAPITAL IMPROVEMENTS AND EQUIPMENT

<u>DEPARTMENT</u>	<u>DESCRIPTION</u>	<u>AMOUNT</u>	
<u>UTILITY</u>			
WATER			
	<u>KUBOTA TRACTOR W DETACHABLE BACKHOE</u>	65,000	
	<u>FDOT LOAN (5 OF 30 PMTS) (FM CIP FUND)</u>	<u>14,187</u>	79,187
SEWER			
	SEWER GRINDER PUMP UNITS (10)	25,000	
	PORTABLE GENERATOR FOR GPUs	2,500	
	GPU REPLACEMENT PUMPS (3)	4,500	
	INSTALL/MATLS GRINDER PUMPS	4,000	
	PORTABLE REFUELER TANK	4,000	
	SEWER SUPPLIES	20,000	
	<u>CONFINED SPACE RESCUE SAFETY EQUIPMENT</u>	5,000	65,000
	DEBT		
	SRF SEWER LOAN (30 & 31 OF 40 PMTS) (FM IMPACT FEES)	<u>137,227</u>	
	BB&T SEWER CONSTRUCTION LOAN (10 & 11 OF 20 PMTS) <u>(FM CIP FUND)</u>	<u>344,341</u>	481,568
	CAPITAL UTILITIES FUND	\$625,755	
OTHER SOURCES OF REVENUE:	FM CIP FUNDS (DEBT)	\$344,341	
	FM CIP FUNDS (DEBT)	\$14,186	
	FM SEWER IMPACT FEES (DEBT)	<u>\$137,227</u>	
		<u>\$495,754</u>	



Fruitland Park

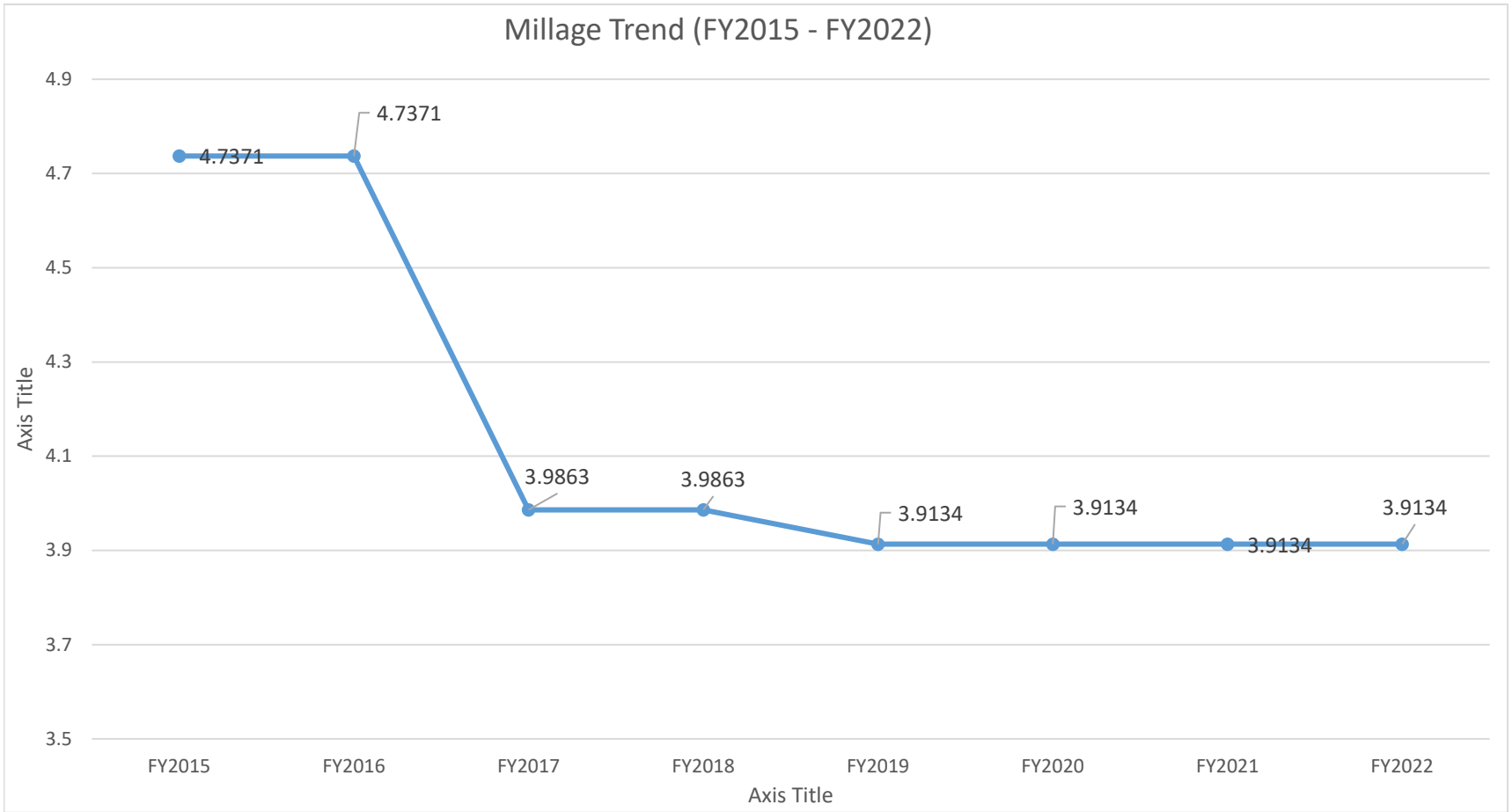
**CITY OF FRUITLAND PARK
FY2022 BUDGET WORKSHOP
AUG 2 & 3, 2021**

CITY OF FRUITLAND PARK
FISCAL YEAR 2022 BUDGET

The budget was prepared using a millage rate of
3.9134 (Same as Last 3 Year)

SUMMARY OF FUNDS
REVENUES AND EXPENSES

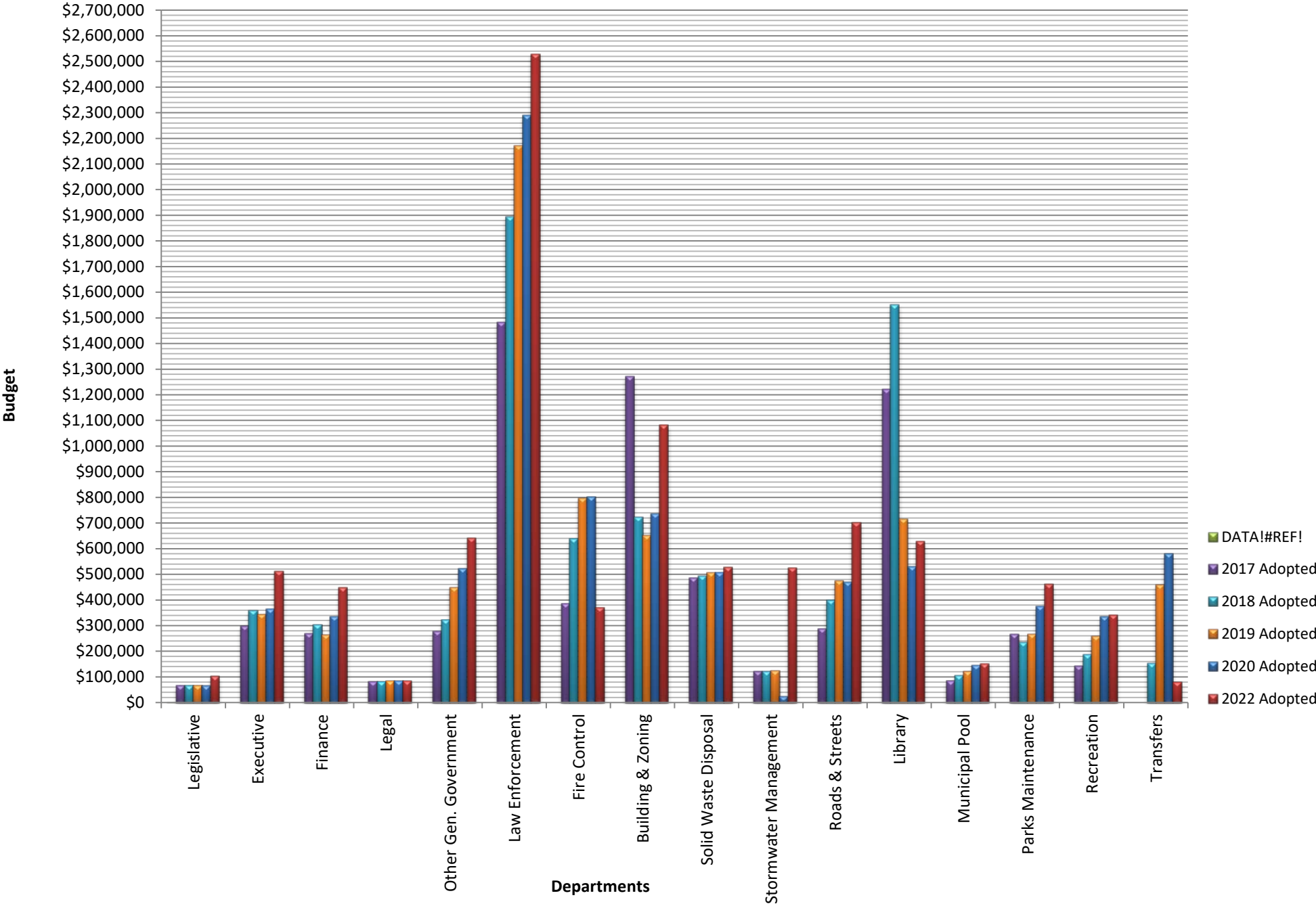
	Revenues	Expenses
General Fund	\$ 9,183,439	\$ 9,183,439
Redevelopment Fund	\$ 725,251	\$ 725,251
Capital Projects Fund	\$ 826,532	\$ 826,532
Utility Fund	\$ 2,577,127	\$ 2,577,127
Fire Pension Fund	\$ 186,000	\$ 186,000
Recreation Fund	\$ 69,688	\$ 69,688
Total - All Funds	\$ 13,568,037	\$ 13,568,037



	FY2015	FY2016	FY2017	FY2018	FY2019	FY2020	FY2021	FY2022
Millage	4.7371	4.7371	3.9863	3.9863	3.9134	3.9134	3.9134	3.9134
	RBR				RBR			

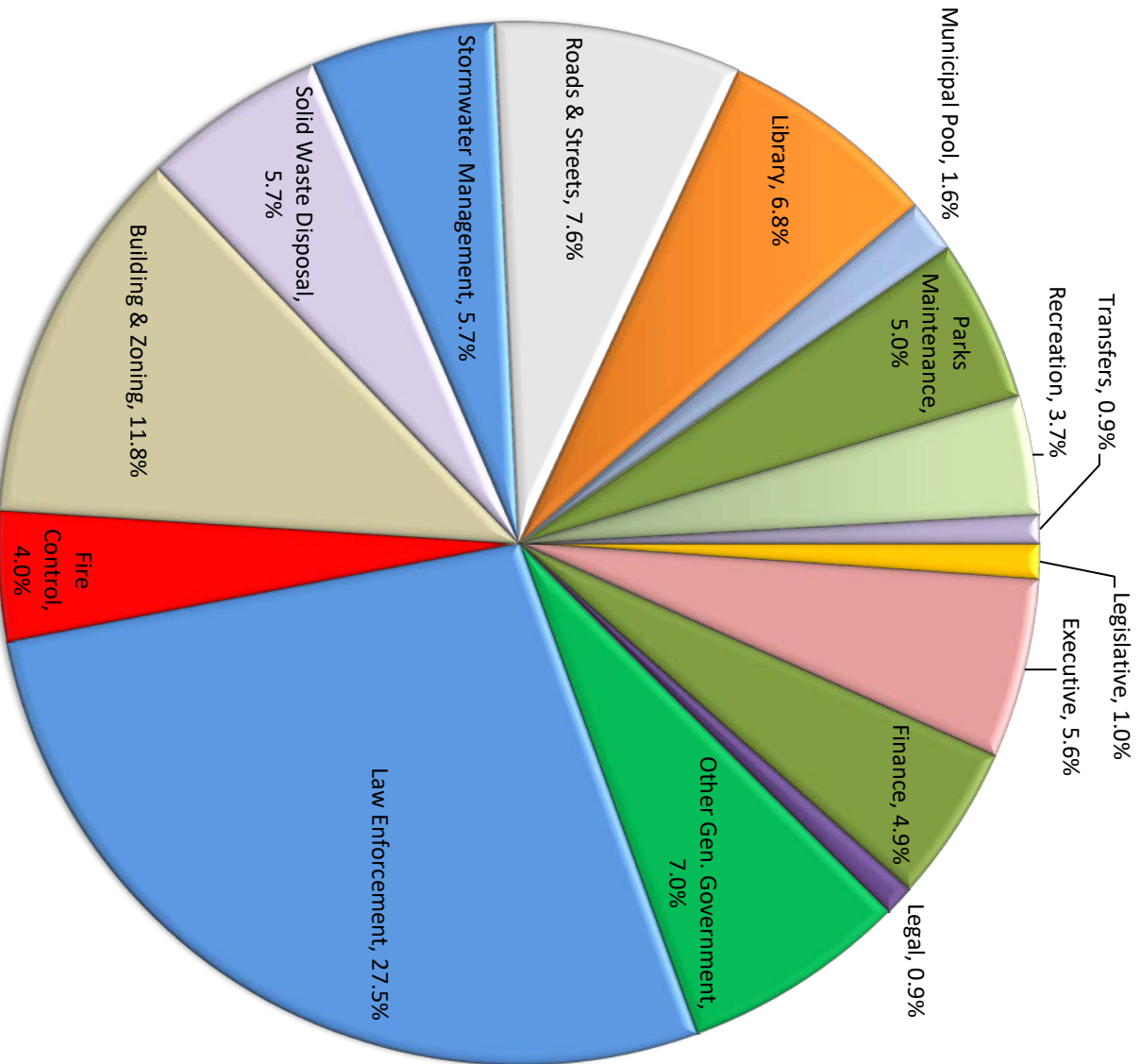
CITY OF FRUITLAND PARK

General Fund Departments - 6 Year Budget Trend (FY 2017 - 2022 Adopted Budgets)



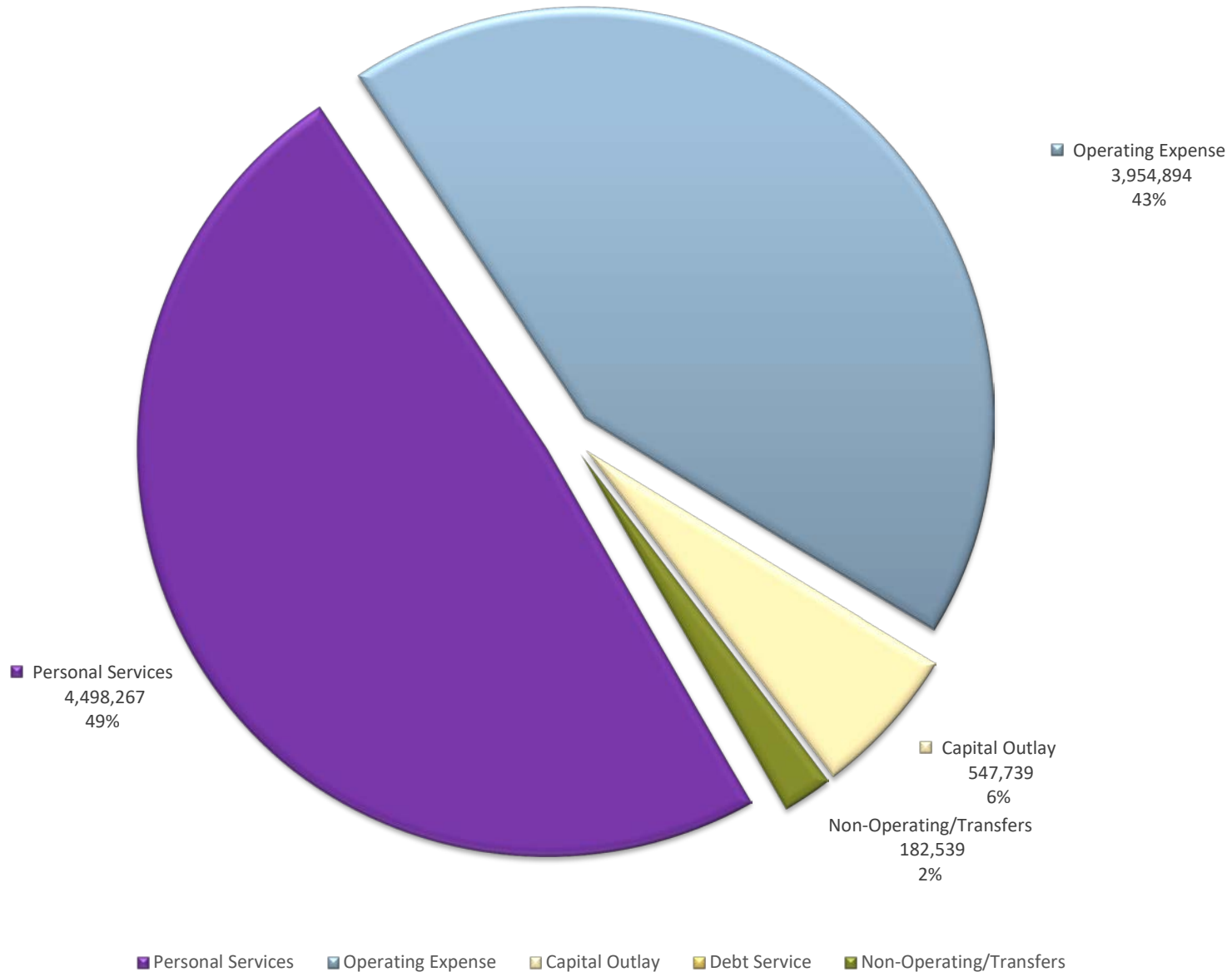
CITY OF FRUITLAND PARK

FY 2022 Adopted Department Budgets as % of General Fund

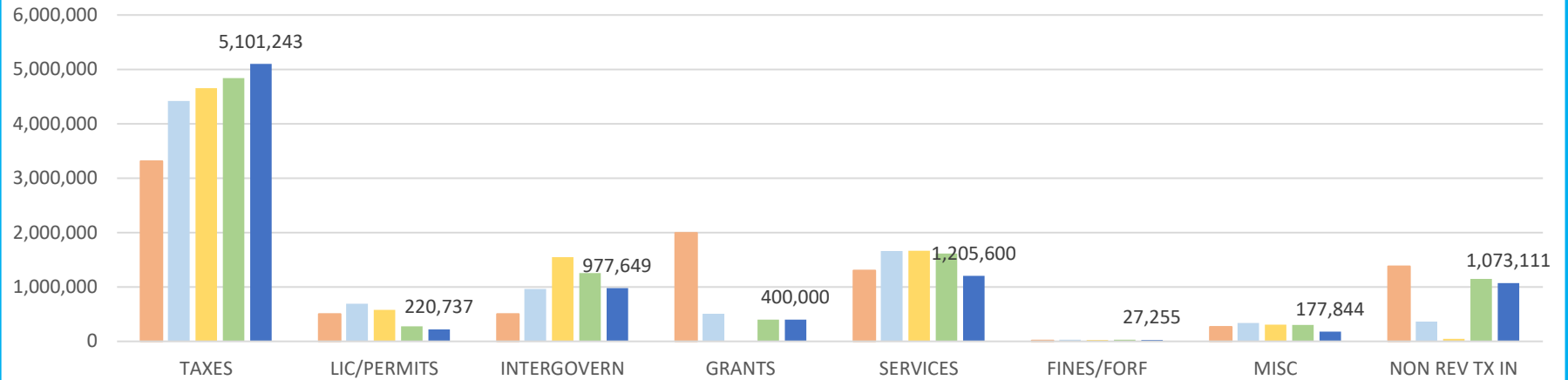


CITY OF FRUITLAND PARK

2022 General Fund - Expenditures by Category



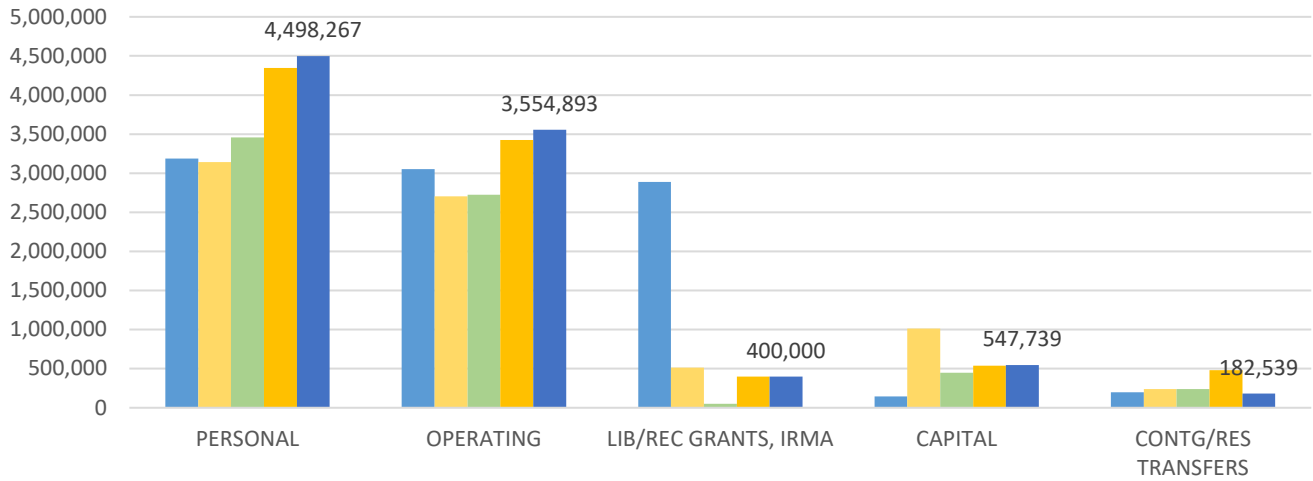
GENERAL FUND REVENUES



	TAXES	LIC/PERMITS	INTERGOVERN	GRANTS	SERVICES	FINES/FORF	MISC	NON REV TX IN	TOTAL
FY2018	3,312,919	501,087	503,068	1,995,169	1,303,061	16,774	268,714	1,377,370	9,278,162
FY2019	4,419,494	690,290	965,161	509,402	1,659,118	32,173	340,376	362,254	8,978,269
FY20120	4,655,582	576,781	1,550,142	0	1,663,768	25,464	305,759	44,001	8,821,497
FY20221	4,841,413	276,880	1,255,319	400,000	1,616,339	28,105	300,371	1,146,481	9,864,908
FY202	5,101,243	220,737	977,649	400,000	1,205,600	27,255	177,844	1,073,111	9,183,439

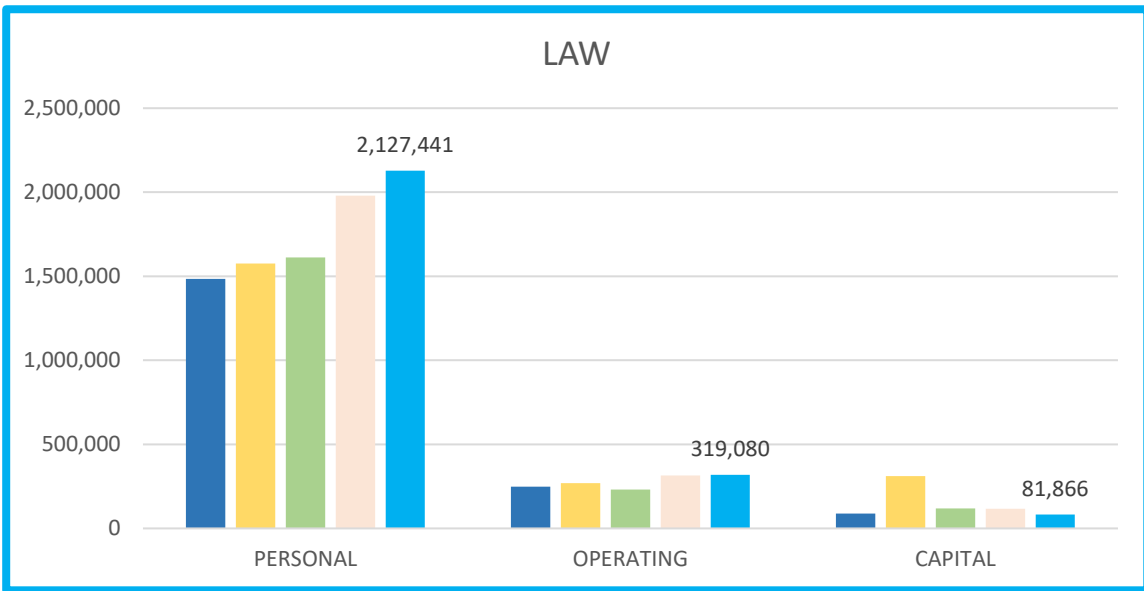
CHANGE	TAXES	LIC/PERMITS	INTERGOVERN	GRANTS	SERVICES	FINES/FORF	MISC	NON REV TX IN	TOTAL
FM FY2018	1,106,575	189,203	462,093	-1,485,767	356,057	15,399	71,662	-1,015,116	-299,893
FM FY2019	236,088	-113,509	584,981	-509,402	4,650	-6,709	-34,617	-318,253	-156,772
FM FY2020	185,831	-299,901	-294,823	400,000	-47,429	2,641	-5,388	1,102,480	1,043,411
FM FY2021	259,830	-56,143	-277,670	0	-410,739	-850	-122,527	-73,370	-681,469

GENERAL FUND EXPENSES



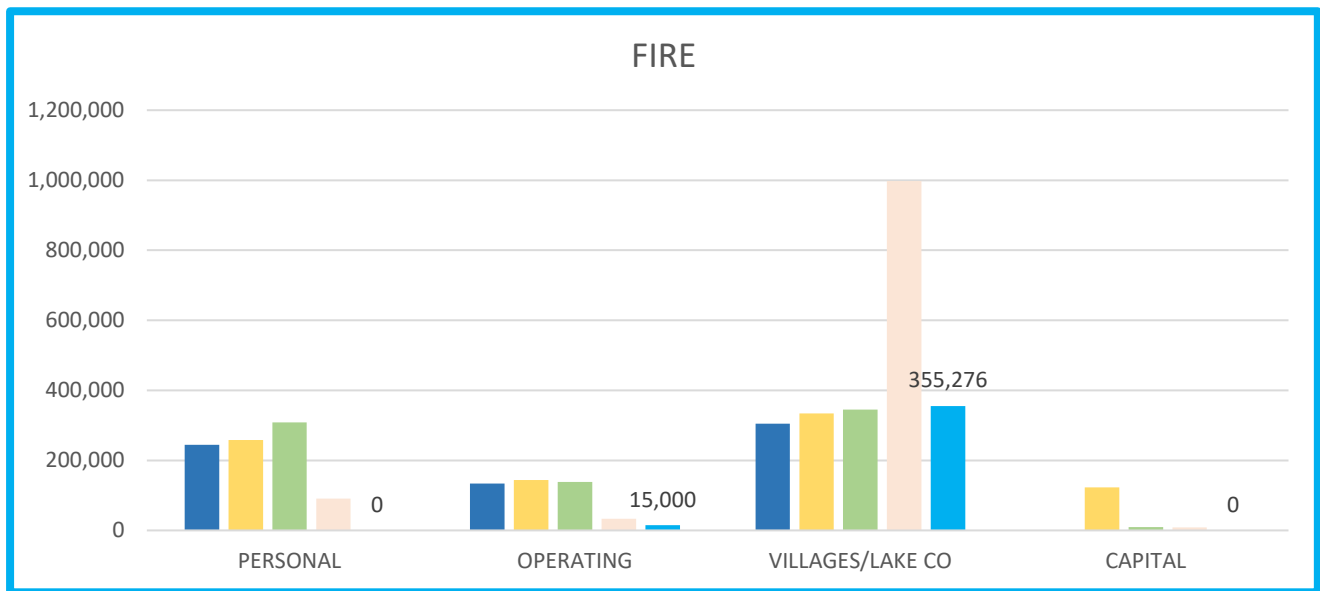
	PERSONAL	OPERATING	LIB/REC GRANTS, IRMA	CAPITAL	CONTG/RES TRANSFERS	TOTAL	W/O GRANTS
FY2018	3,186,057	3,050,959	2,887,262	144,479	200,054	9,468,811	6,581,549
FY2019	3,142,776	2,705,848	515,202	1,013,129	240,000	7,616,955	7,101,753
FY2020	3,459,317	2,724,543	50,000	449,487	240,000	6,923,347	6,873,347
FY2021	4,344,750	3,423,047	400,000	538,025	480,537	9,186,359	8,786,359
FY2022	4,498,267	3,554,893	400,000	547,739	182,539	9,183,438	8,783,438

CHANGE	PERSONAL	OPERATING	LIB/REC GRANTS, IRMA	CAPITAL	CONTG/RES TRANSFERS	TOTAL	W/O GRANTS
FM FY2018	-43,281	-345,111	-2,372,060	868,650	39,946	-1,851,856	520,204
FM FY2019	316,541	18,695	-465,202	-563,642	0	-693,608	-228,406
FM FY2020	885,433	698,504	350,000	88,538	240,537	2,263,012	1,913,012
FM FY2021	153,517	131,846	0	9,714	-297,998	-2,921	-2,921



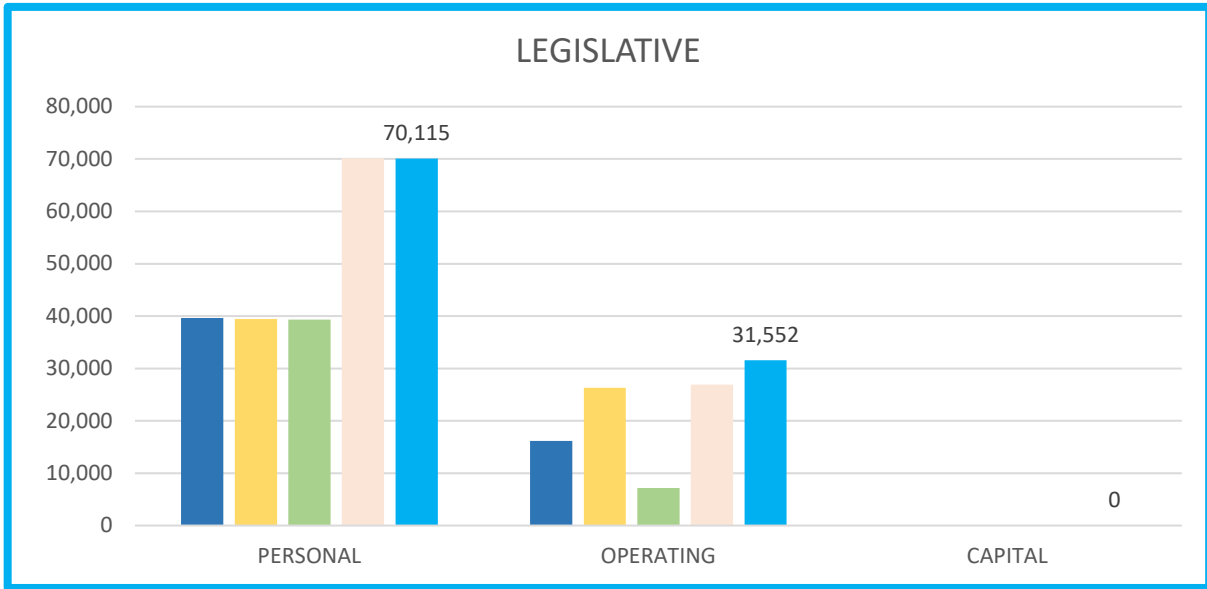
	PERSONAL	OPERATING	CAPITAL	TOTAL
FY2018	1,483,579	248,267	89,043	1,820,889
FY2019	1,576,145	269,885	311,044	2,157,073
FY2020	1,612,862	230,486	119,257	1,962,605
FY2021	1,979,231	314,798	116,171	2,410,200
FY2022	2,127,441	319,080	81,866	2,528,387

CHANGE	PERSONAL	OPERATING	CAPITAL	TOTAL
FM FY2018	92,566	21,618	222,001	336,184
FM FY2019	36,717	-39,399	-191,787	-194,468
FM FY2020	366,369	84,312	-3,086	447,595
FM FY2021	148,210	4,282	-34,305	118,187



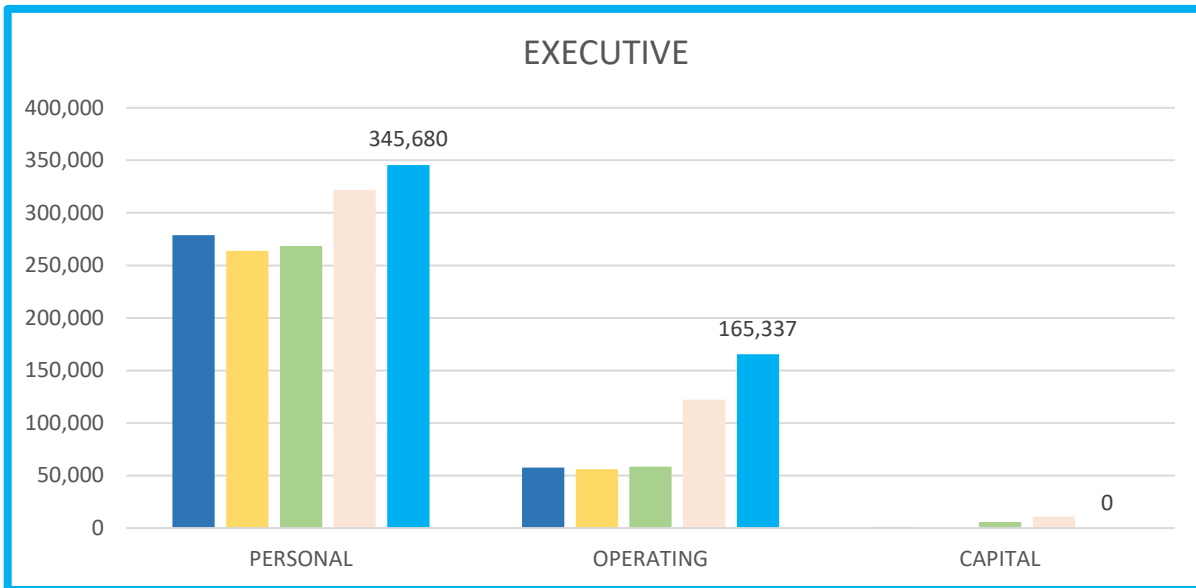
	PERSONAL	OPERATING	VILLAGES/LAKE CO	CAPITAL	TOTAL
FY2018	244,325	133,595	305,271	0	683,191
FY2019	258,376	143,985	334,307	123,118	859,787
FY2020	308,520	138,594	345,383	9,241	801,738
FY2021	91,068	33,662	997,537	8,959	1,131,226
FY2022	0	15,000	355,276	0	370,276

CHANGE	PERSONAL	OPERATING	VILLAGES/LAKE CO	CAPITAL	TOTAL
FM FY2018	14,051	10,390	29,036	123,118	176,596
FM FY2019	50,144	-5,391	11,076	-113,877	-58,049
FM FY2020	-217,452	-104,932	652,154	-282	329,488
FM FY2021	-91,068	-18,662	-642,261	-8,959	-760,950



	PERSONAL	OPERATING	CAPITAL	TOTAL
FY2018	39,626	16,172	0	55,798
FY2019	39,441	26,317	0	65,758
FY2020	39,348	7,177	0	46,525
FY2021	70,149	26,915	0	97,064
FY2022	70,115	31,552	0	101,667

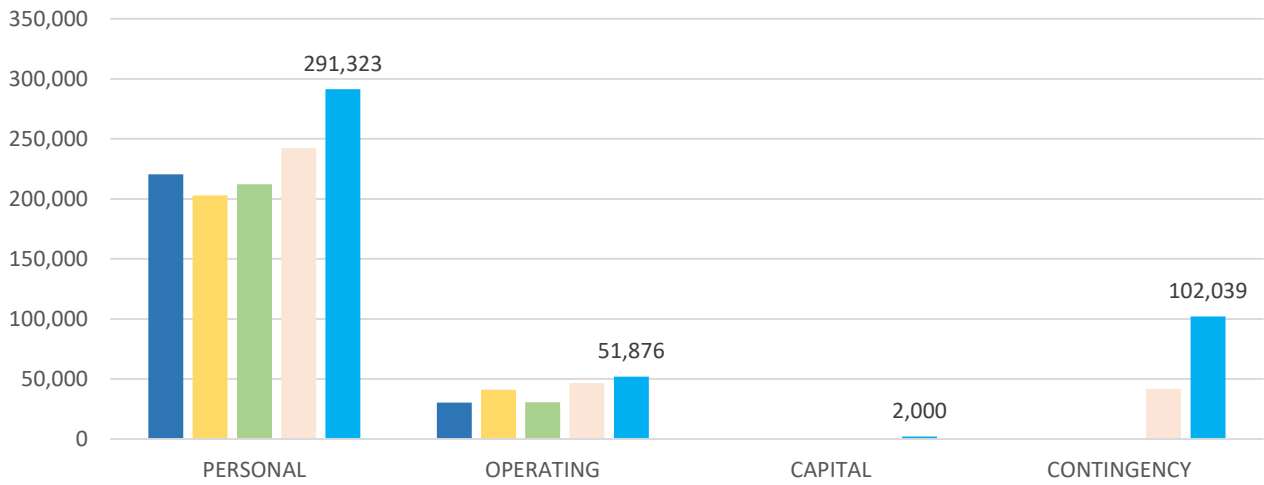
CHANGE	PERSONAL	OPERATING	CAPITAL	TOTAL
FM FY2018	-185	10,145	0	9,960
FM FY2019	-93	-19,140	0	-19,233
FM FY2020	30,801	19,738	0	50,539
FM FY2021	-34	4,637	0	4,603



	PERSONAL	OPERATING	CAPITAL	TOTAL
FY2018	278,899	57,432	1,040	337,371
FY2019	263,777	56,104	0	319,881
FY2020	268,581	58,574	5,670	332,825
FY2021	321,633	122,195	11,000	454,828
FY2022	345,680	165,337	0	511,017

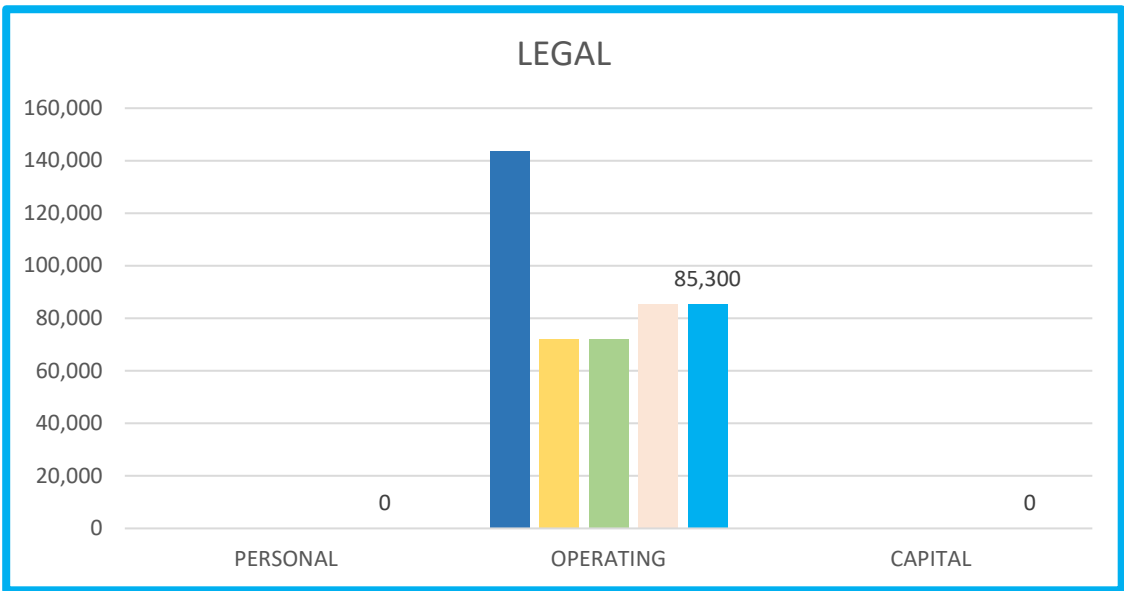
CHANGE	PERSONAL	OPERATING	CAPITAL	TOTAL
FM FY2018	-15,122	-1,328	-1,040	-17,490
FM FY2019	4,804	2,470	5,670	12,944
FM FY2020	53,052	63,621	5,330	122,003
FM FY2021	24,047	43,142	-11,000	56,189

FINANCE



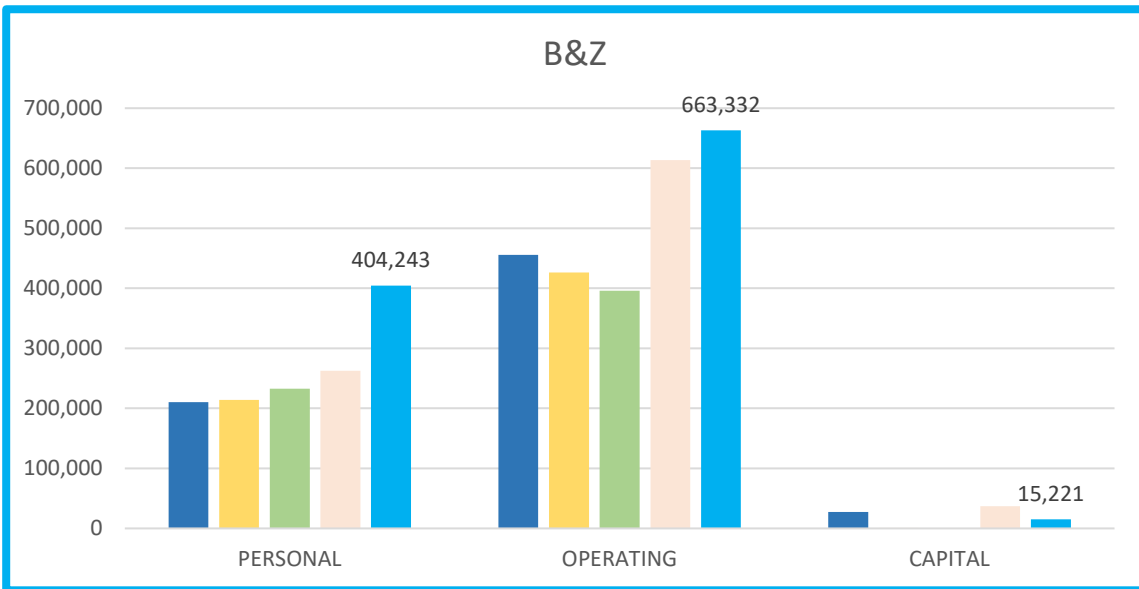
	PERSONAL	OPERATING	CAPITAL	CONTINGENCY	TOTAL
FY2018	220,570	30,367		0	250,937
FY2019	202,794	41,162		0	243,957
FY2020	212,203	30,699		0	242,902
FY2021	242,418	46,726		41,800	330,944
FY2022	291,323	51,876	2,000	102,039	447,238

CHANGE	PERSONAL	OPERATING		CONTINGENCY	TOTAL
FM FY2018	-17,776	10,795		0	-6,980
FM FY2019	9,409	-10,463		0	-1,055
FM FY2020	30,215	16,027		41,800	88,042
FM FY2021	48,905	5,150	2,000	60,239	116,294



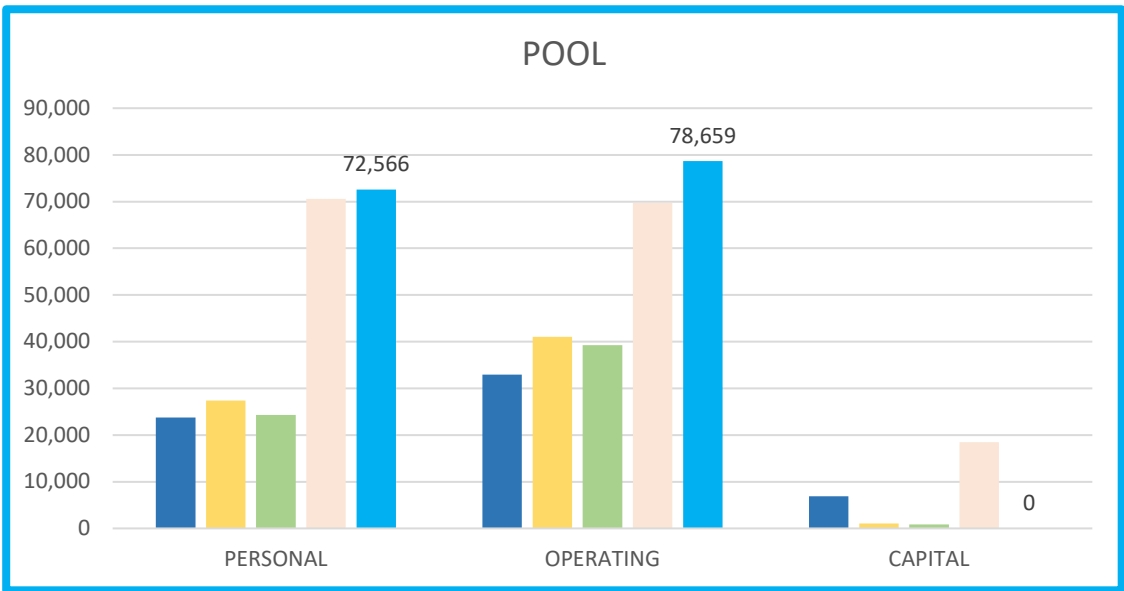
	PERSONAL	OPERATING	CAPITAL	TOTAL
FY2018	0	143,801	0	143,801
FY2019	0	71,978	0	71,978
FY2020	0	72,182	0	72,182
FY2021	0	85,300	0	85,300
FY2022	0	85,300	0	85,300

CHANGE	PERSONAL	OPERATING	CAPITAL	TOTAL
FM FY2087	0	-71,823	0	-71,823
FM FY2019	0	204	0	204
FM FY2020	0	13,118	0	13,118
FM FY2021	0	0	0	0



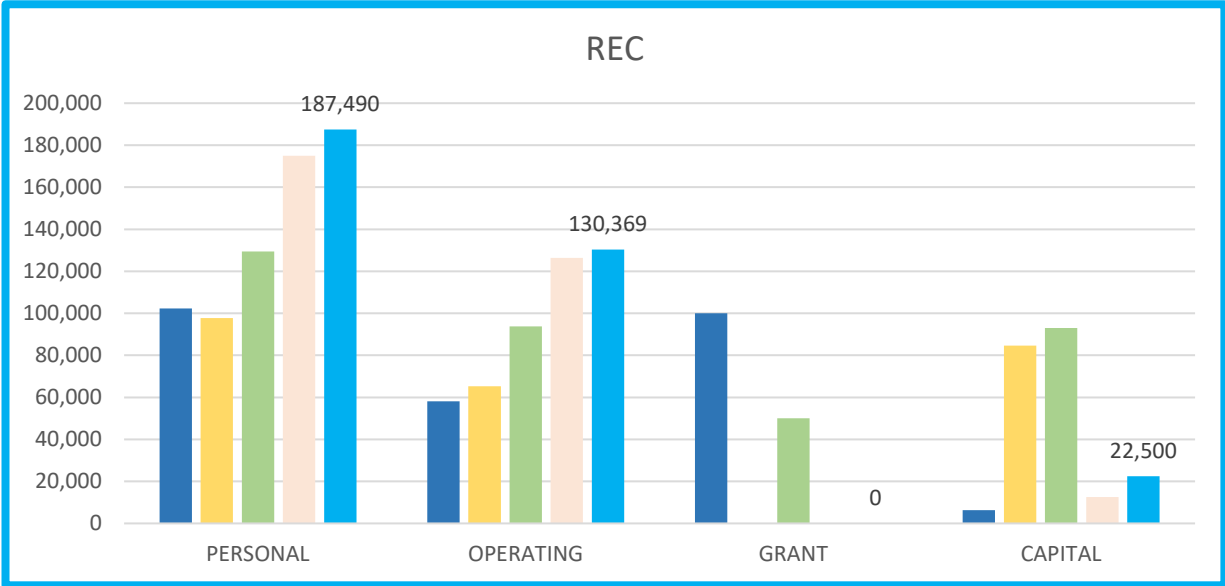
	PERSONAL	OPERATING	CAPITAL	TOTAL
FY2018	210,184	455,688	27,369	693,241
FY2019	213,992	426,520	558	641,070
FY2020	232,560	396,064	221	628,845
FY2021	262,540	613,667	37,221	913,428
FY2022	404,243	663,332	15,221	1,082,796

CHANGE	PERSONAL	OPERATING	CAPITAL	TOTAL
FM FY2018	3,808	-29,168	-26,811	-52,171
FM FY2019	228,752	425,232	27,032	681,016
FM FY2020	29,980	217,603	37,000	284,583
FM FY2021	141,703	49,665	-22,000	169,368



	PERSONAL	OPERATING	CAPITAL	TOTAL
FY2018	23,755	32,946	6,877	63,578
FY2019	27,369	41,015	1,059	69,442
FY2020	24,335	39,223	850	64,408
FY2021	70,584	69,679	18,500	158,763
FY2022	72,566	78,659	0	151,225

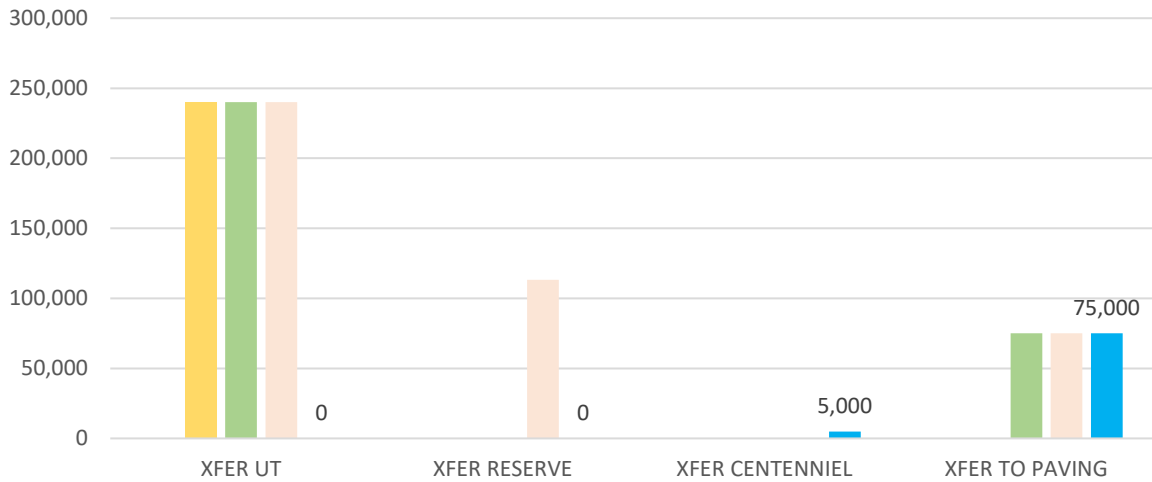
CHANGE	PERSONAL	OPERATING	CAPITAL	TOTAL
FM FY2018	3,614	8,069	-5,818	5,864
FM FY2019	-3,034	-1,792	-209	-5,034
FM FY2020	46,249	30,456	17,650	94,355
FM FY2021	1,982	8,980	-18,500	-7,538



	PERSONAL	OPERATING	GRANT	CAPITAL	TOTAL
FY2018	102,332	58,111	100,000	6,351	266,794
FY2019	97,766	65,304	0	84,579	247,649
FY2020	129,414	93,849	50,000	92,975	366,238
FY2021	175,040	126,410	0	12,500	313,950
FY2022	187,490	130,369	0	22,500	340,359

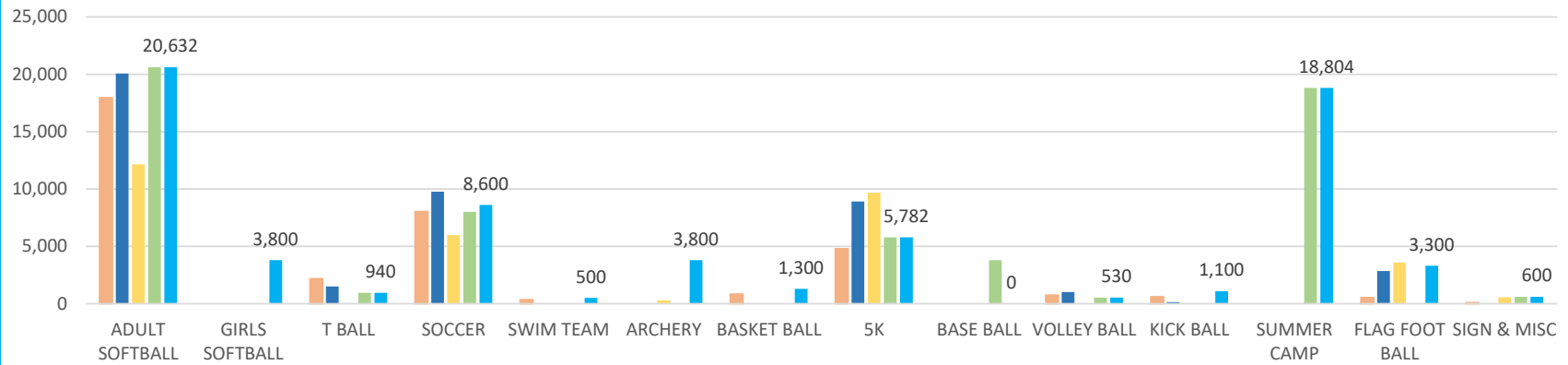
CHANGE	PERSONAL	OPERATING	GRANT	CAPITAL	TOTAL
FM FY2018	-4,566	7,193	-100,000	78,228	-19,145
FM FY2019	31,648	28,545	50,000	8,396	118,589
FM FY2020	45,626	32,561	-50,000	-80,475	-52,288
FM FY2021	12,450	3,959	0	10,000	26,409

INTERFUND TRANSFER



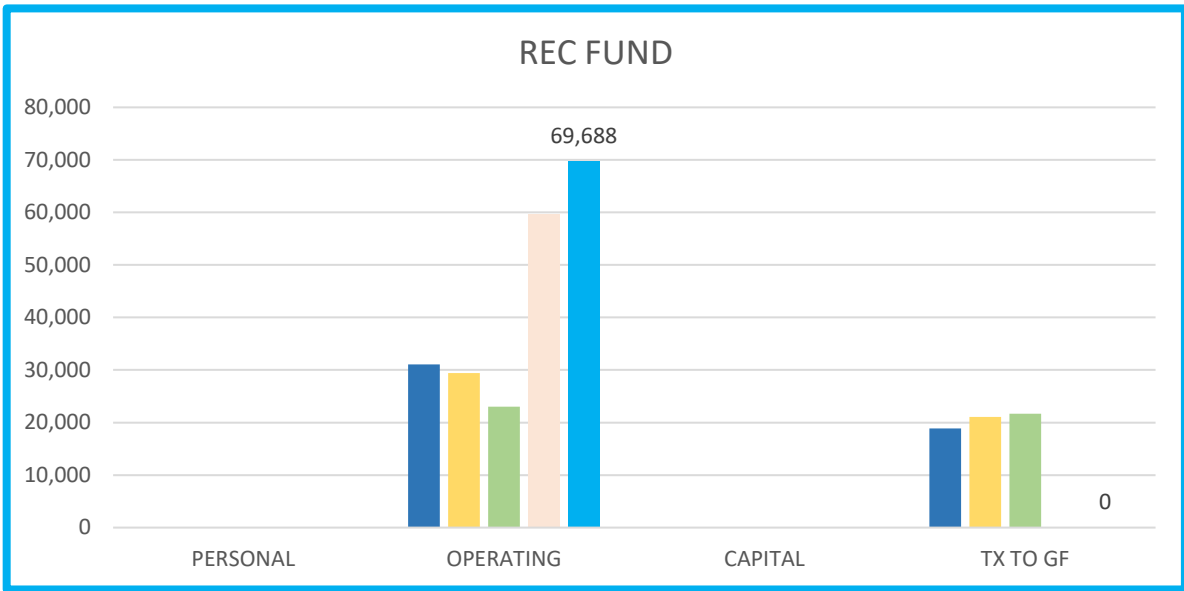
	XFER UT	XFER RESERVE	XFER CENTENNIEL	XFER TO PAVING	TOTAL
FY2018	0	0		0	0
FY2019	240,000				240,000
FY2020	240,000	0		75,000	315,000
FY2021	240,000	113,238		75,000	428,238
FY2021	0	0	5,000	75,000	80,000
		2,021			
CHANGE	XFER UT			XFER TO RESERVE	TOTAL
FM FY2018	240,000			0	240,000
FM FY2019	0			75,000	75,000
FM FY2020	0			0	0
FM FY2021	-240,000			0	-240,000

REC FUND REVENUES



	ADULT SOFTBALL	GIRLS SOFTBALL	T BALL	SOCCER	SWIM TEAM	ARCHE RY	BASKET BALL	5K	BASE BALL	VOLLEY BALL	KICK BALL	SUMMER CAMP	FLAG FOOT BALL	SIGN & MISC	TOTAL
FY2018	17,965	0	2,170	8,020	345	0	825	4,797		735	605	0	530	100	36,092
FY2019	20,070	0	1,500	9,760	0	0	30	8,903	0	1,030	150	0	2,850	7	44,300
FY2020	12,155	0	12	5,980	0	302	0	9,671	0	0	0	0	3,590	553	32,263
FY2021	20,632	0	940	8,000	0	0	0	5,782	3,800	530	0	18,804	0	600	59,088
FY2022	20,632	3,800	940	8,600	500	3,800	1,300	5,782	0	530	1,100	18,804	3,300	600	69,688

CHANGE	ADULT SOFTBALL	GIRLS SOFTBALL	T BALL	SOCCER	SWIM TEAM	ZUMBA	BASKET BALL	5K		VOLLEY BALL	KICK BALL	SUMMER CAMP	FLAG FOOT BALL	SIGN	TOTAL
FM FY2018	2,105	0	-670	1,740	-345	0	-795	4,106		295	-455	0	2,320	-93	8,208
FM FY2019	-7,915	0	-1,488	-3,780	0	302	-30	768		-1,030	-150	0	740	546	-12,037
FM FY2020	8,477	0	928	2,020	0	-302	0	-3,889		530	0	18,804	-3,590	47	23,025
FM FY2021	0	3,800	0	600	500	3,800	1,300	0		0	1,100	0	3,300	0	14,400



	PERSONAL	OPERATING	CAPITAL	TX TO GF	TOTAL
FY2018		31,090		18,855	49,945
FY2019		29,445		21,062	50,507
FY2020		22,995		21,694	44,689
FY2021		59,589		0	59,589
FY2022		69,688		0	69,688

CHANGE

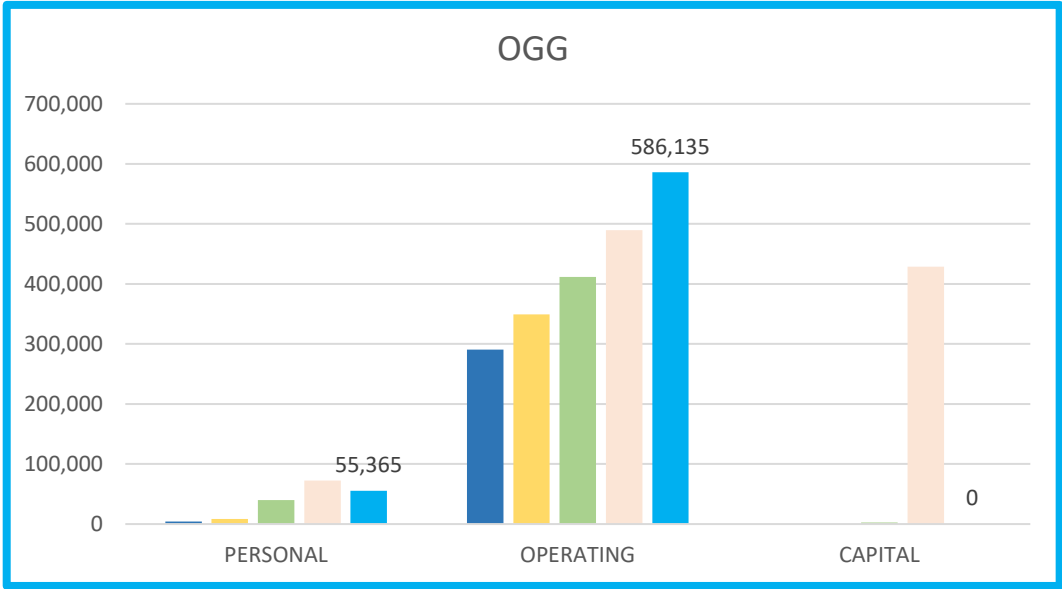
FM FY2020		36,594		-21,694	14,900
FM FY2021		10,099		0	10,099

DAY 2

WASTE MANAGEMENT

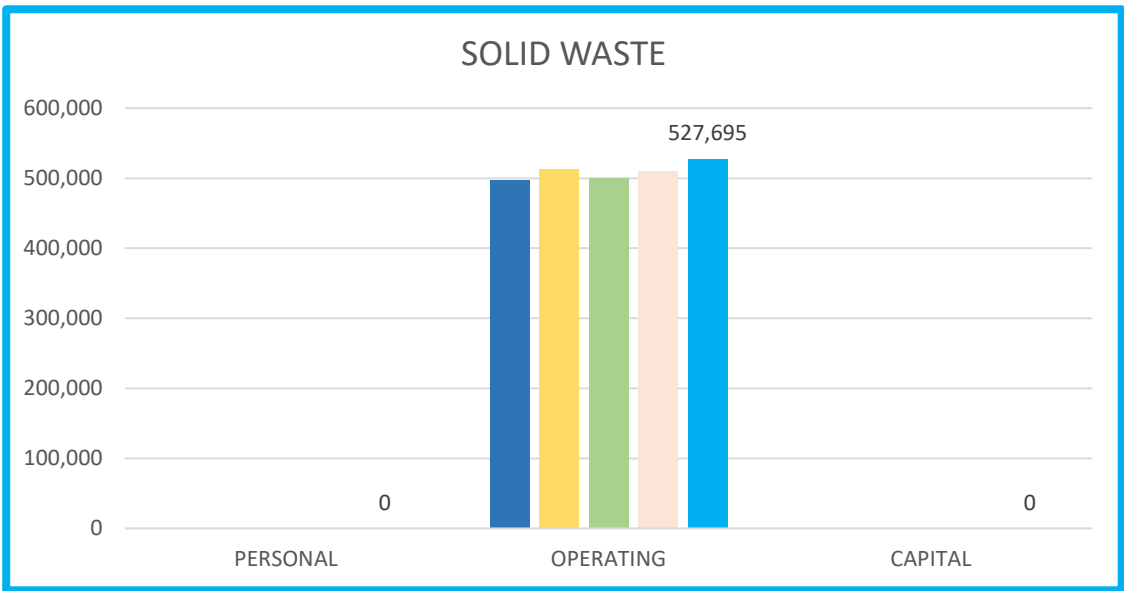
PUBLIC WORKS

LIBRARY



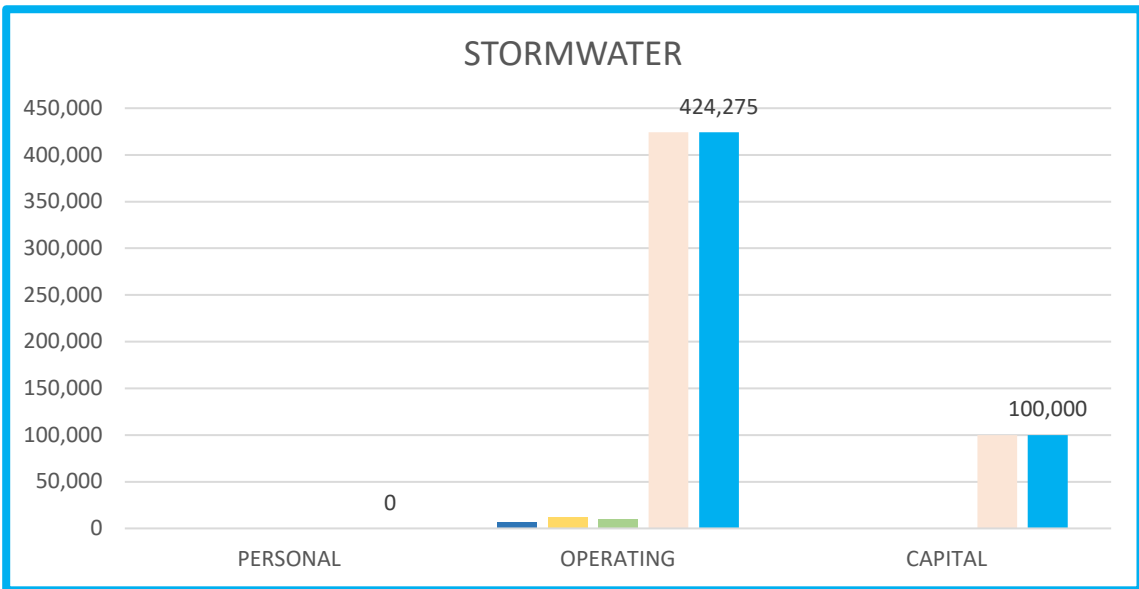
	PERSONAL	OPERATING	CAPITAL	TOTAL
FY2018	4,253	290,384	0	294,637
FY2019	8,418	349,189	0	357,608
FY2020	40,050	411,829	2,598	454,477
FY2021	72,587	489,702	428,712	991,001
FY2022	55,365	586,135	0	641,500

CHANGE	PERSONAL	OPERATING	CAPITAL	TOTAL
FM FY2018	4,165	58,805	0	62,971
FM FY2019	31,632	62,640	2,598	96,869
FM FY2020	32,537	77,873	426,114	536,524
FM FY2021	-17,222	96,433	-428,712	-349,501



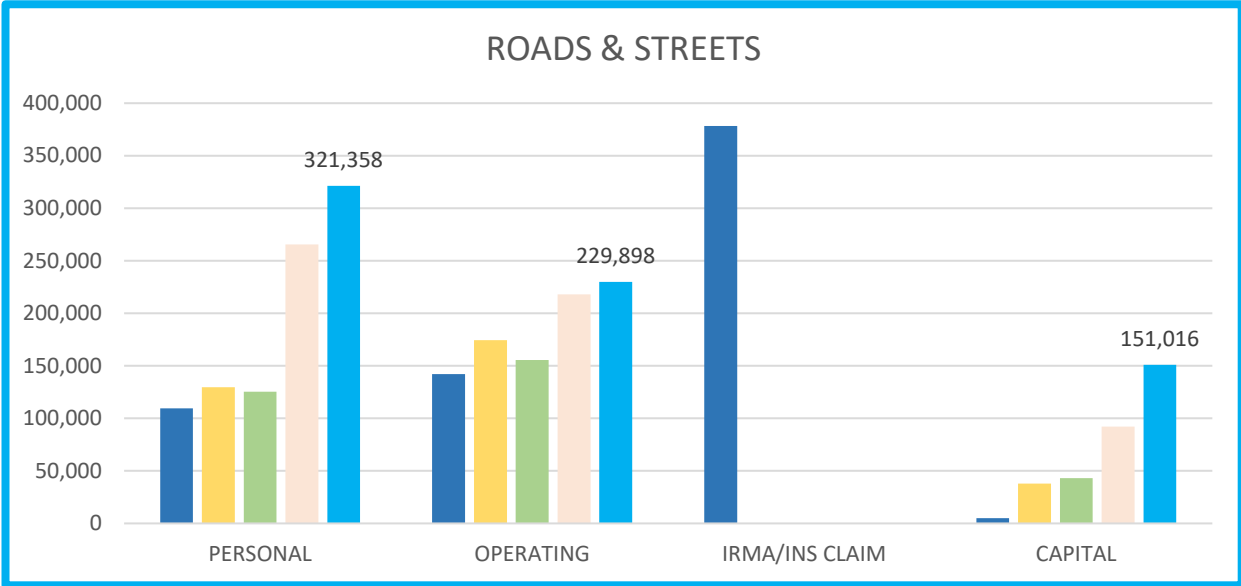
	PERSONAL	OPERATING	CAPITAL	TOTAL
FY2018	0	496,922	0	496,922
FY2019	0	513,606	0	513,606
FY2020	0	500,662	0	500,662
FY2021	0	510,856	0	510,856
FY2022	0	527,695	0	527,695

CHANGE	PERSONAL	OPERATING	CAPITAL	TOTAL
FM FY2018	0	16,684	0	16,684
FM FY2019	0	-12,944	0	-12,944
FM FY2020	0	10,194	0	10,194
FM FY2021	0	16,839	0	16,839



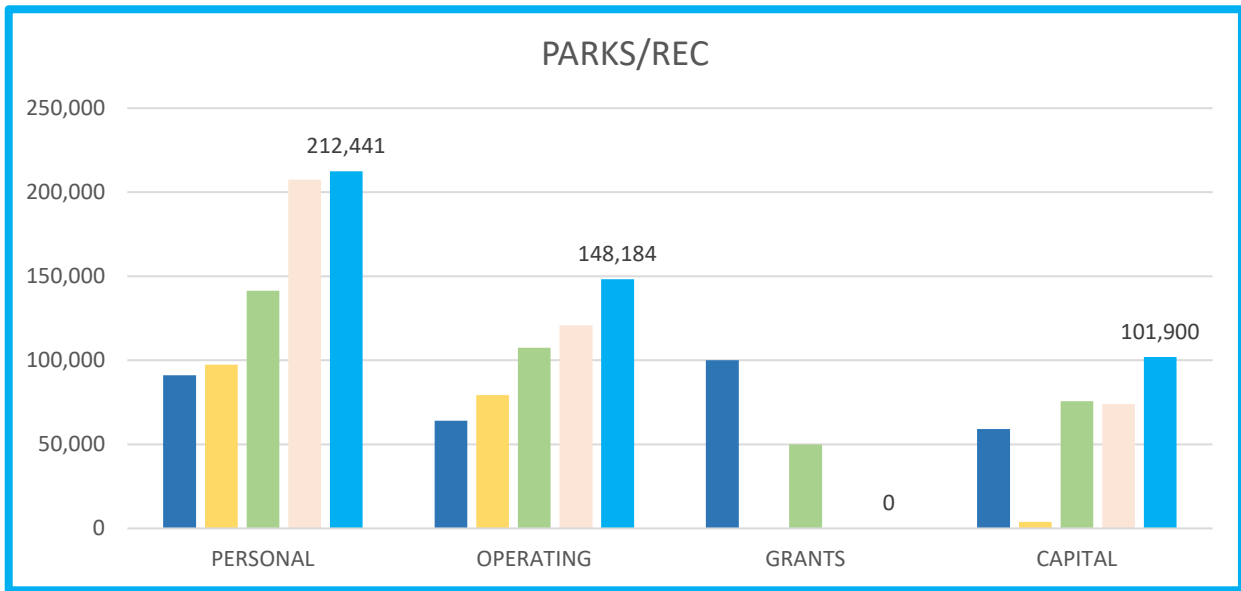
	PERSONAL	OPERATING	CAPITAL	TOTAL
FY2018	0	7,500	0	7,500
FY2019	0	11,688	0	11,688
FY2020	0	10,055	0	10,055
FY2021	0	424,275	100,000	524,275
FY2022	0	424,275	100,000	524,275

CHANGE	PERSONAL	OPERATING	CAPITAL	TOTAL
FM FY2018	0	4,188	0	4,188
FM FY2019	0	-1,633	0	-1,633
FM FY2020	0	414,220	100,000	514,220
FM FY2021	0	0	0	0



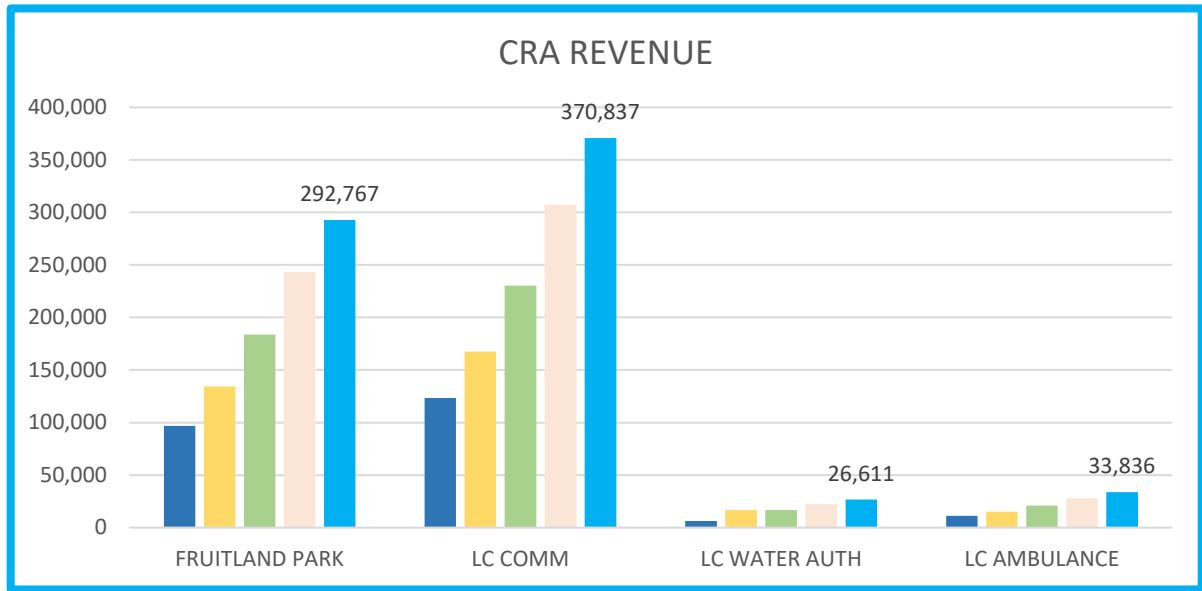
	PERSONAL	OPERATING	IRMA/INS CLAIM	CAPITAL	TOTAL
FY2018	109,626	142,225	378,456	5,051	635,358
FY2019	129,549	174,415		37,789	341,753
FY2020	125,289	155,538		43,126	323,953
FY2021	265,660	218,101		92,016	575,777
FY2022	321,358	229,898		151,016	702,272

CHANGE	PERSONAL	OPERATING	IRMA/INS CLAIM	CAPITAL	TOTAL
FM FY2018	19,923	32,190	-378,456	32,738	-293,605
FM FY2019	-4,260	-18,877	0	5,337	-17,800
FM FY2020	140,371	62,563	0	48,890	251,824
FM FY2021	55,698	11,797	0	59,000	126,495

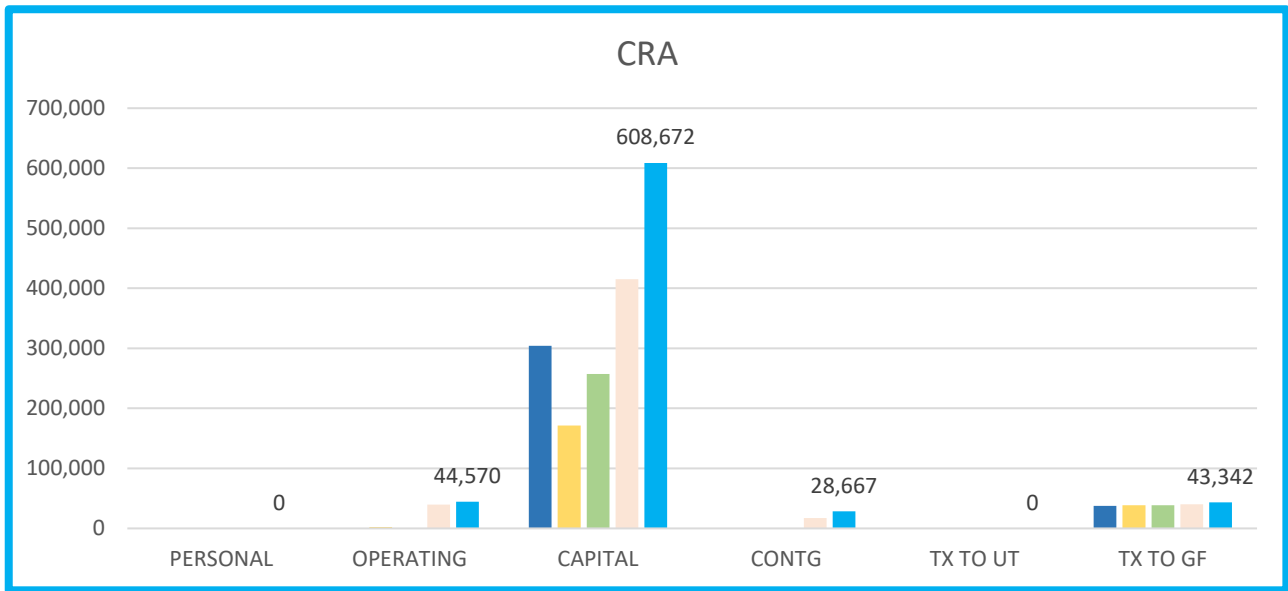


	PERSONAL	OPERATING	GRANTS	CAPITAL	TOTAL
FY2018	91,100	64,126	100,000	59,051	314,277
FY2019	97,429	79,398	0	3,907	180,734
FY2020	141,435	107,470	50,000	75,724	374,629
FY2021	207,577	120,882	0	74,000	402,459
FY2022	212,441	148,184	0	101,900	462,525

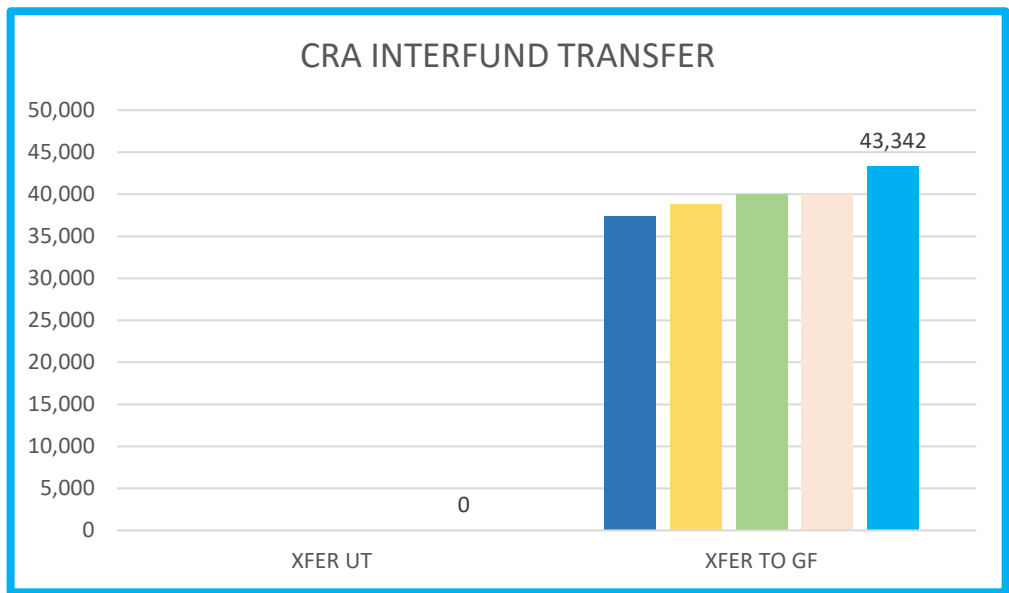
CHANGE	PERSONAL	OPERATING	GRANTS	CAPITAL	TOTAL
FM FY2018	6,329	15,272	-100,000	-55,144	-133,543
FM FY2019	44,006	28,072	50,000	71,817	193,895
FM FY2020	66,142	13,412	-50,000	-1,724	27,830
FM FY2021	4,864	27,302	0	27,900	60,066



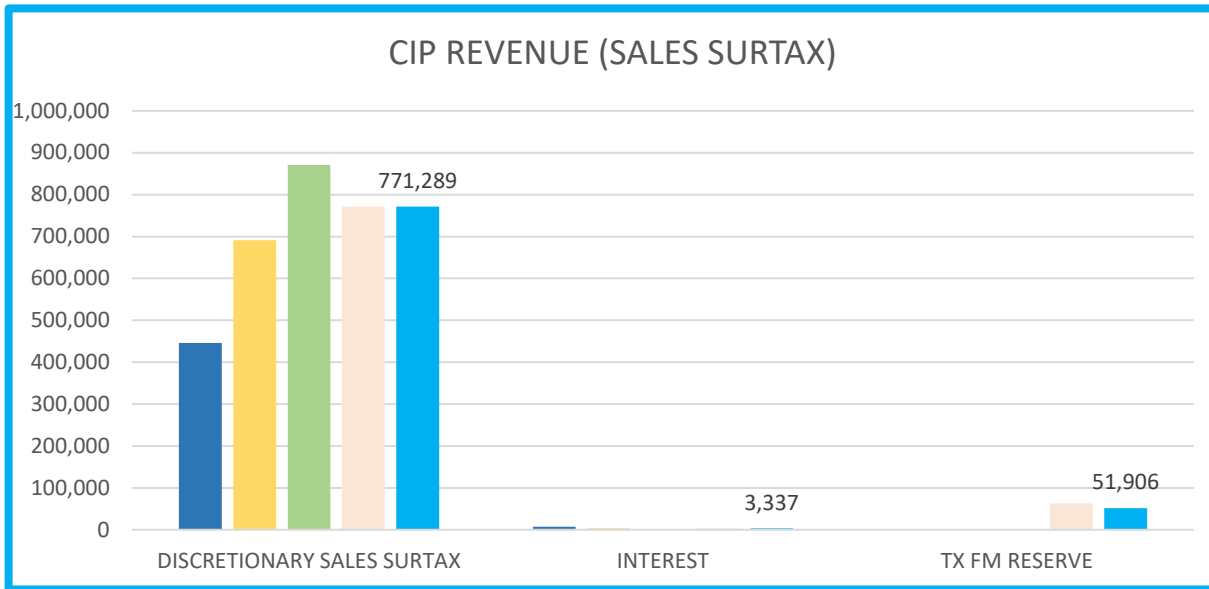
	FRUITLAND PARK	LC COMM	LC WATER AUTH	LC AMBULANCE	INTEREST	TOTAL
FY2018	96,745	123,260	6,198	11,148	3,048	240,399
FY2019	134,239	167,637	16,808	15,163	4,412	338,259
FY2020	183,533	230,307	16,681	21,014	4,299	455,834
FY2021	243,508	307,467	22,133	28,053	1,200	602,361
FY2022	292,767	370,837	26,611	33,836	1,200	725,251
CHANGE						
FM FY2018	37,494	44,377	10,610	4,015	1,364	97,860
FM FY2019	49,294	62,670	-127	5,851	-113	117,575
FM FY2020	59,975	77,160	5,452	7,039	-3,099	146,527
FM FY2021	49,259	63,370	4,478	5,783	0	122,890



	PERSONAL	OPERATING	CAPITAL	CONTG	TX TO UT	TX TO GF	TOTAL
FY2018	0	175	304,321	0	0	37,471	341,967
FY2019	0	2,563	171,277	0	0	38,794	212,634
FY2020	0	175	257,198	0	0	38,794	296,167
FY2021	0	39,570	415,000	17,064	0	39,998	511,632
FY2022	0	44,570	608,672	28,667	0	43,342	725,251
CHANGE							
FM FY2020	0	39,395	157,802	17,064	0	1,204	215,465
FM FY2021	0	5,000	193,672	11,603	0	3,344	213,619



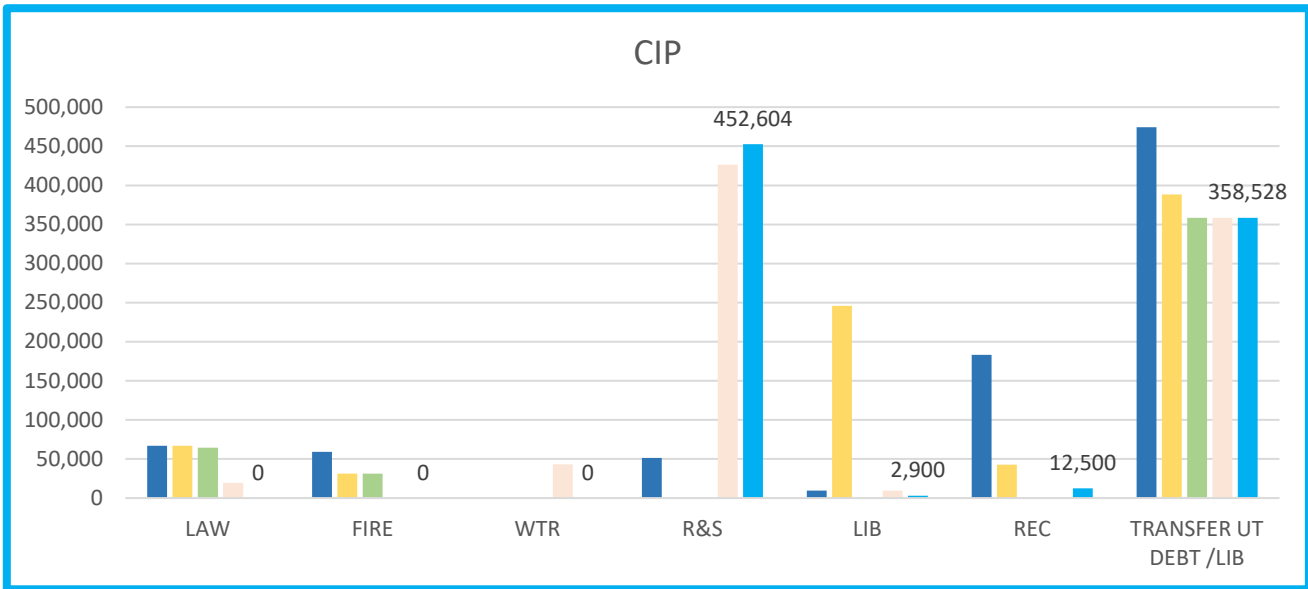
	XFER UT	XFER TO GF	TOTAL
FY2018	0	37,471	37,471
FY2019	0	38,794	38,794
FY2020	0	39,998	39,998
FY2021	0	39,998	39,998
FY2022	0	43,342	43,342
CHANGE			
FM FY2020	0	0	0
FM FY2021	0	3,344	3,344



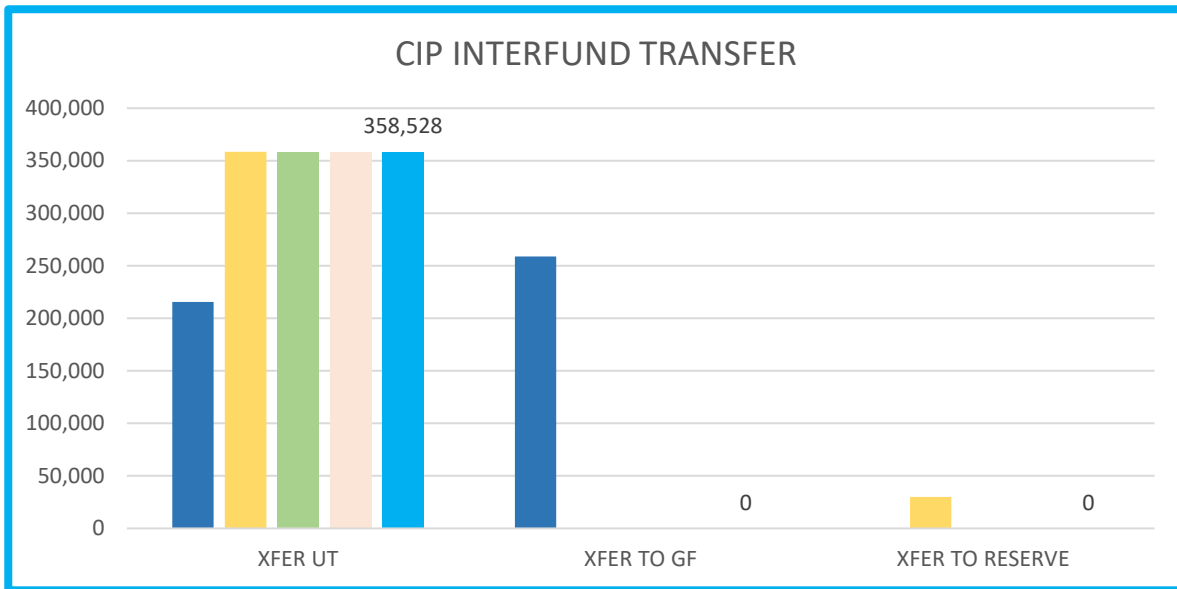
	DISCRETIONARY SALES SURTAX	INTEREST	TX FM RESERVE	TOTAL
FY2018	445,786	7,366		453,152
FY2019	690,943	3,306		694,248
FY2020	870,612	1,072		871,684
FY2021	771,289	3,337	62,906	837,532
FY2022	771,289	3,337	51,906	826,532

CHANGE

FM FY2018	245,157	-4,060		241,096
FM FY2019	179,670	-2,234		177,436
FM FY2020	-99,323	2,265		-34,152
FM FY2021	0	0	-11,000	-11,000



	LAW	FIRE	WTR	R&S	LIB	REC	TRANSFER UT DEBT /LIB	TOTAL
FY2018	67,080	59,119	0	51,400	9,549	183,097	474,362	844,607
FY2019	67,080	31,299	0	0	245,665	42,900	388,527	775,472
FY2020	64,288	31,299	0	0	0	0	358,527	454,114
FY2021	19,565	0	43,000	426,289	9,650	0	358,527	857,031
FY2022	0	0	0	452,604	2,900	12,500	358,528	826,532
CHANGE								
FM FY2020	-44,723	-31,299	43,000	426,289	9,650	0	0	402,917
FM FY2021	-19,565	0	-43,000	26,315	-6,750	12,500	1	-30,499

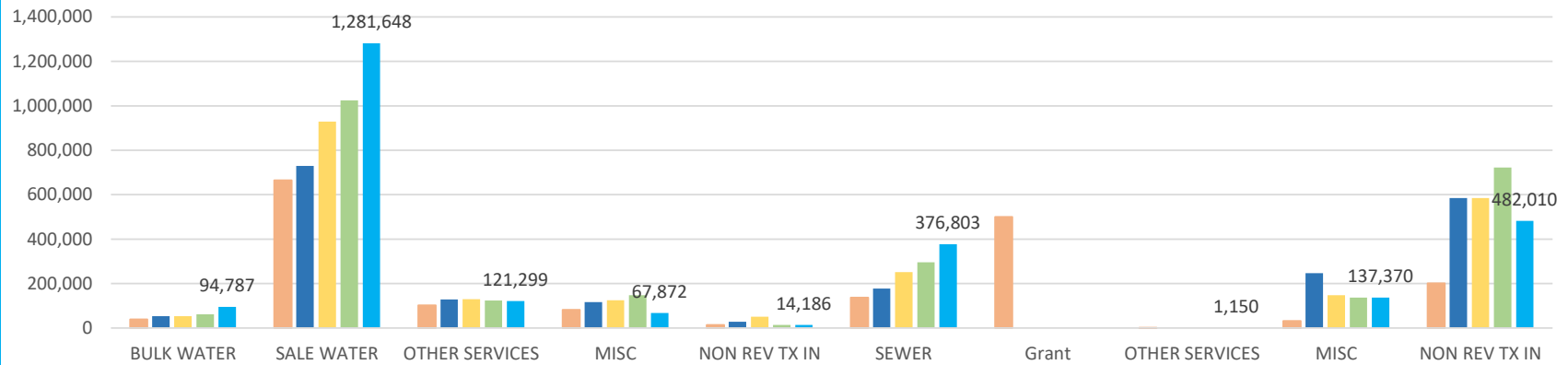


	XFER UT	XFER TO GF	XFER TO RESERVE	TOTAL
FY2018	215,483	258,880		474,363
FY2019	358,528	0	30,000	388,528
FY2020	358,528	0	0	358,528
FY2021	358,528	0	0	358,528
FY2022	358,528	0	0	358,528

CHANGE

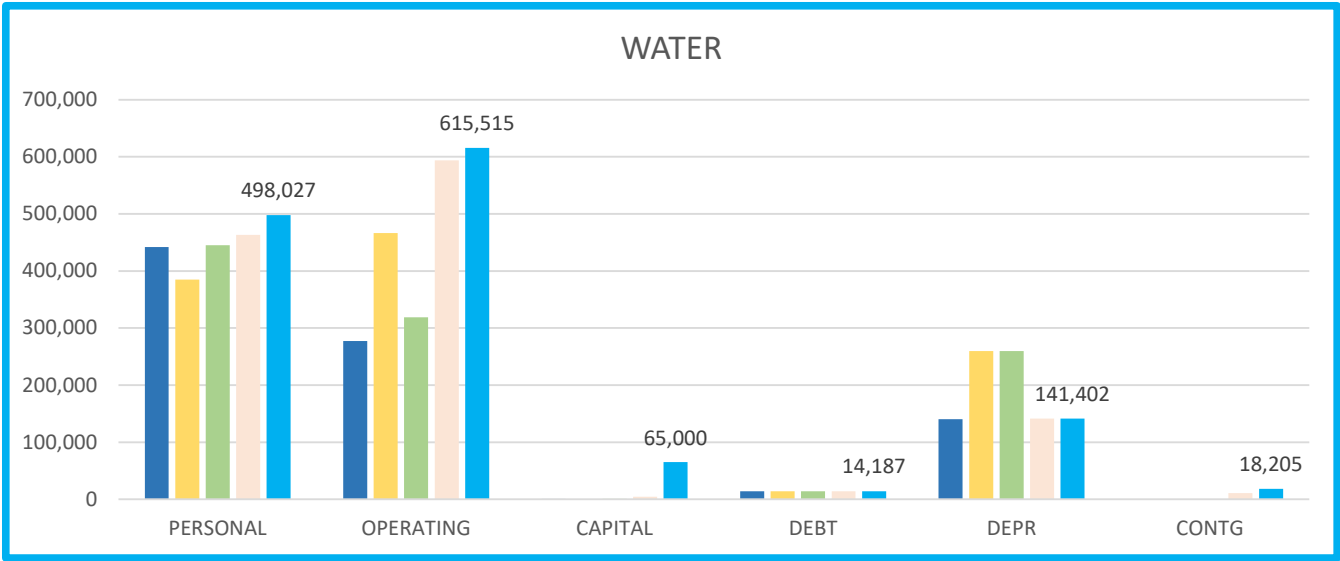
FM FY2020	0	0	0	0
FM FY2021	0	0	0	0

UTILITY FUND REVENUES



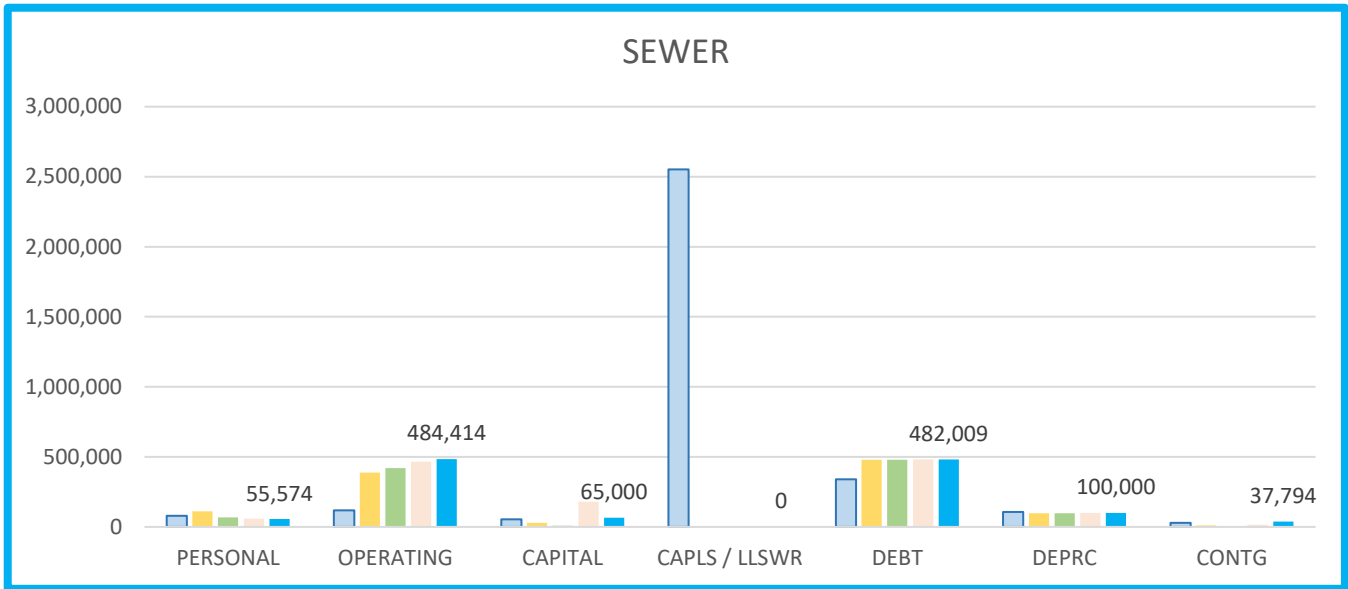
	BULK WATER	SALE WATER	OTHER SERVICES	MISC	NON REV TX IN	SEWER	Grant	OTHER SERVICES	MISC	NON REV TX IN	TOTAL
FY2018	38,851	664,991	101,979	82,144	14,195	136,620	500,000	750	31,823	201,295	1,772,648
FY2019	53,391	729,250	129,032	116,050	27,783	177,260		1,300	247,407	584,341	2,065,814
FY2020	53,632	928,917	130,050	124,756	51,389	251,805		0	147,888	584,341	2,272,778
FY2021	61,805	1,024,631	123,301	147,182	14,186	296,025		833	137,370	722,010	2,527,343
FY2022	94,787	1,281,648	121,299	67,872	14,186	376,803		1,150	137,370	482,010	2,577,125

CHANGE	BULK WATER	SALE WATER	OTHER SERVICES	MISC	NON REV TX IN	SEWER		OTHER SERVICES	MISC	NON REV TX IN	TOTAL
FM FY2018	14,540	64,259	27,053	33,906	13,588	40,640		550	215,584	383,046	793,166
FM FY2019	241	199,667	1,018	8,706	23,606	74,545		-1,300	-99,519	0	206,964
FM FY2020	8,173	95,714	-6,749	22,426	-37,203	44,220		833	-10,518	137,669	254,565
FM FY2021	32,982	257,017	-2,002	-79,310	0	80,778		317	0	-240,000	49,782



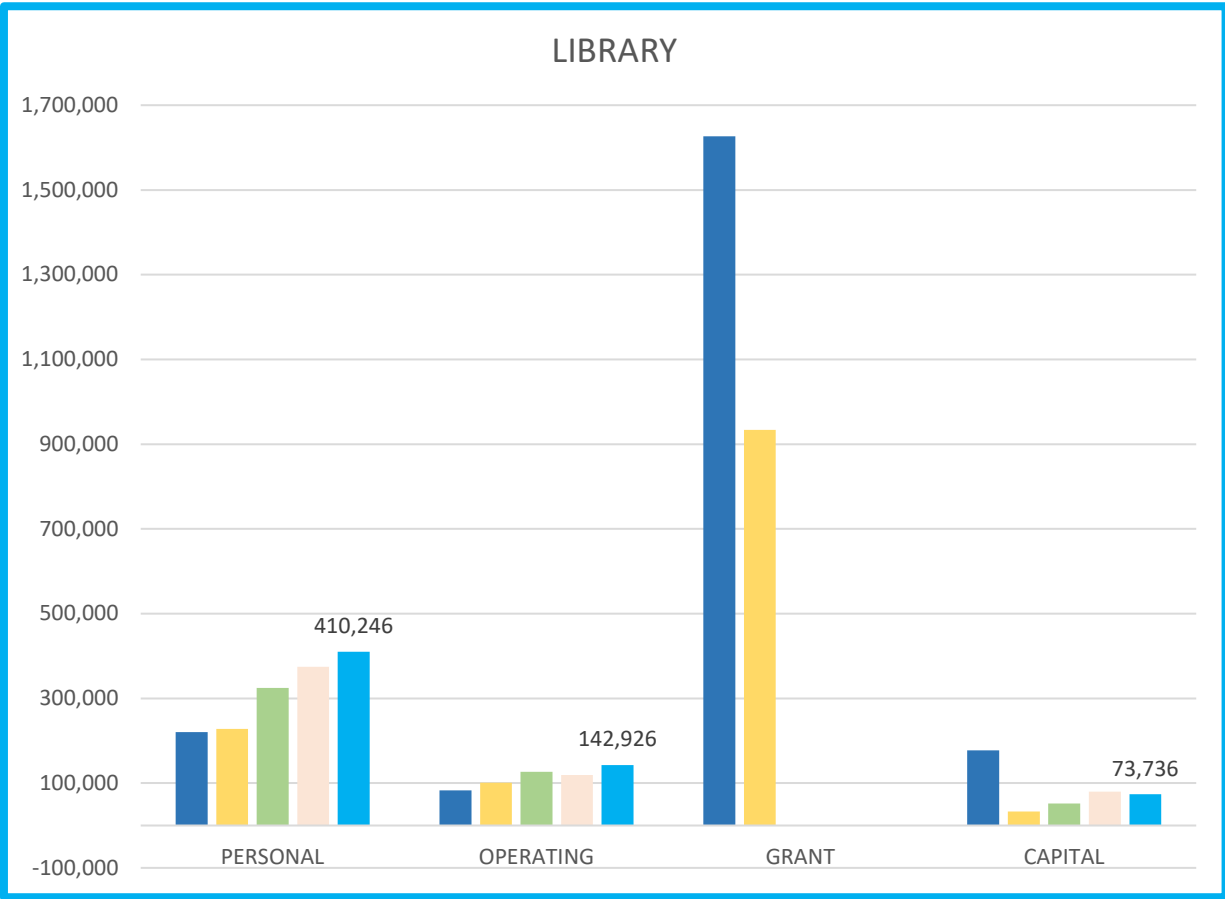
	PERSONAL	OPERATING	CAPITAL	DEBT	DEPR	CONTG	TOTAL
FY2018	442,070	277,071	83	14,187	140,519	0	873,930
FY2019	385,122	466,427	0	14,187	259,736	0	1,125,472
FY2020	445,270	318,656	666	14,187	259,521	0	1,038,300
FY2021	463,449	593,693	4,500	14,187	141,402	10,750	1,227,981
FY2022	498,027	615,515	65,000	14,187	141,402	18,205	1,352,336

CHANGE	PERSONAL	OPERATING	CAPITAL	DEBT	DEPR	CONTG	TOTAL
FM FY2018	-56,948	189,356	-83	0	119,217	0	251,542
FM FY2019	60,148	-147,771	666	0	-215	0	-87,172
FM FY2020	18,179	275,037	3,834	0	-118,119	10,750	189,681
FM FY2021	34,578	21,822	60,500	0	0	7,455	124,355



	PERSONAL	OPERATING	CAPITAL	CAPLS / LLSWR	DEBT	DEPRC	CONTG	TOTAL	W/O CAP IMPROV
FY2018	79,610	118,663	53,435	2,553,065	338,966	106,615	29,305	3,279,659	726,594
FY2019	112,019	387,955	28,831	0	479,748	98,468	10,000	1,117,021	
FY2020	68,250	419,521	9,439	0	479,764	98,468	0	1,075,442	
FY2021	57,772	465,046	180,000	0	481,568	100,000	14,975	1,299,361	
FY2022	55,574	484,414	65,000	0	482,009	100,000	37,794	1,224,791	

CHANGE	PERSONAL	OPERATING	CAPITAL	CAPLS / LLSWR	DEBT		CONTG	TOTAL
FM FY2018	32,409	269,292	-24,604	-2,553,065	140,782		-19,305	-2,154,491
FM FY2019	-43,769	31,566	-19,392	0	16		-10,000	-41,579
FM FY2020	-10,478	45,525	170,561	0	1,804		14,975	222,387
FM FY2021	-2,198	19,368	-115,000	0	441		22,819	-74,570



	PERSONAL	OPERATING	GRANT	CAPITAL	TOTAL
FY2018	220,225	83,155	1,626,822	177,321	2,107,523
FY2019	227,721	100,973	933,365	32,912	1,294,971
FY2020	324,720	126,759		52,200	503,679
FY2021	374,367	119,361		79,550	573,278
FY2022	410,246	142,926		73,736	626,908

CHANGE	PERSONAL	OPERATING	GRANT	CAPITAL	TOTAL
FM FY2018	7,496	17,818	-693,457	-144,409	-812,552
FM FY2019	96,999	25,786	-933,365	19,288	-791,292
FM FY2020	49,647	-7,398	0	27,350	69,599
FM FY2021	35,879	23,565	0	-5,814	53,630

07/12/2021 14:43
808jmich

CITY OF FRUITLAND PARK
NEXT YEAR / CURRENT YEAR BUDGET ANALYSIS

P 1
bgnyrpts

PROJECTION: 2022 FY2022

REVENUES

FOR PERIOD 99

ACCOUNTS FOR:

001 GENERAL FUND	2020 ACTUAL	2021 ORIG BUD	2021 REVISED BUD	2021 ACTUAL	2021 PROJECTION	2022 MGR REVIEW	PCT CHANGE
TOTAL 001 GENERAL FUND	-8,821,498.32	-9,186,359.60	-9,914,907.60	-7,555,886.66	-5,671,528.15	-9,183,439.00	-7.4%
TOTAL 200 REDEVELOPMENT TRUS	-455,833.62	-602,361.00	-602,361.00	-594,056.45	-225,675.00	-725,251.00	20.4%
TOTAL 300 CAPITAL PROJECTS F	-871,684.56	-837,532.00	-837,532.00	-669,828.68	-1,341,075.00	-826,532.00	-1.3%
TOTAL 400 UTILITY FUND	-2,272,777.99	-2,527,342.88	-2,612,342.88	-1,906,181.40	-1,265,671.00	-2,577,126.88	-1.3%
TOTAL 600 FIRE PENSION FUND	-108,986.96	-80,580.00	-80,580.00	-113,089.95	-10,520.00	-186,000.00	130.8%
TOTAL 620 RECREATION FUND	-31,745.83	-59,588.00	-59,588.00	-41,078.64	-56,093.00	-69,688.00	16.9%
GRAND TOTAL	-12,562,527.28	-13,293,763.48	-14,107,311.48	-10,880,121.78	-8,570,562.15	-13,568,036.88	-3.8%

** END OF REPORT - Generated by Jeannine Racine **

PROJECTION: 2022 FY2022

FOR PERIOD 99

ACCOUNTS FOR:

001 GENERAL FUND	2020 ACTUAL	2021 ORIG BUD	2021 REVISED BUD	2021 ACTUAL	2021 PROJECTION	2022 MGR REVIEW	PCT CHANGE
31 TAXES	-4,655,582.06	-4,841,413.00	-4,841,413.00	-4,486,147.27	-2,199,761.00	-5,101,243.00	5.4%
32 LICENSES & PERMITS	-576,780.82	-276,880.00	-276,880.00	-323,500.34	-1,283,560.00	-220,737.00	-20.3%
33 INTERGOVERN. REVENU	-1,550,142.12	-1,237,069.00	-1,705,319.00	-904,892.94	-819,486.00	-1,377,649.00	-19.2%
34 CHARGES FOR SERVICE	-1,663,768.37	-1,616,339.00	-1,616,339.00	-1,645,729.94	-712,458.00	-1,205,600.00	-25.4%
35 FINES & FORFEITURES	-25,464.49	-28,105.00	-28,105.00	-23,282.74	-23,148.00	-27,255.00	-3.0%
36 MISC. REVENUE	-305,759.26	-293,842.00	-300,371.00	-131,743.83	-605,400.00	-177,844.00	-40.8%
38 NON REVENUES	-44,001.20	-892,711.60	-1,146,480.60	-40,589.60	-27,715.15	-1,073,111.00	-6.4%
TOTAL 001 GENERAL FUND	-8,821,498.32	-9,186,359.60	-9,914,907.60	-7,555,886.66	-5,671,528.15	-9,183,439.00	-7.4%

PROJECTION: 2022 FY2022

FOR PERIOD 99

ACCOUNTS FOR:

200 REDEVELOPMENT TRUST FUND	2020 ACTUAL	2021 ORIG BUD	2021 REVISED BUD	2021 ACTUAL	2021 PROJECTION	2022 MGR REVIEW	PCT CHANGE
33 INTERGOVERN. REVENU	-451,535.00	-601,161.00	-601,161.00	-592,546.00	-224,475.00	-724,051.00	20.4%
36 MISC. REVENUE	-4,298.62	-1,200.00	-1,200.00	-1,510.45	-1,200.00	-1,200.00	.0%
TOTAL 200 REDEVELOPMENT TRUS	-455,833.62	-602,361.00	-602,361.00	-594,056.45	-225,675.00	-725,251.00	20.4%

PROJECTION: 2022 FY2022

FOR PERIOD 99

ACCOUNTS FOR:

300 CAPITAL PROJECTS FUND	2020 ACTUAL	2021 ORIG BUD	2021 REVISED BUD	2021 ACTUAL	2021 PROJECTION	2022 MGR REVIEW	PCT CHANGE
31 TAXES	-870,612.13	-771,289.00	-771,289.00	-667,751.29	-771,289.00	-771,289.00	.0%
36 MISC. REVENUE	-1,072.43	-3,337.00	-3,337.00	-2,077.39	-3,337.00	-3,337.00	.0%
38 NON REVENUES	.00	-62,906.00	-62,906.00	.00	-566,449.00	-51,906.00	-17.5%
TOTAL 300 CAPITAL PROJECTS F	-871,684.56	-837,532.00	-837,532.00	-669,828.68	-1,341,075.00	-826,532.00	-1.3%

PROJECTION: 2022 FY2022

FOR PERIOD 99

ACCOUNTS FOR:

400 UTILITY FUND	2020 ACTUAL	2021 ORIG BUD	2021 REVISED BUD	2021 ACTUAL	2021 PROJECTION	2022 MGR REVIEW	PCT CHANGE
33 INTERGOVERN. REVENU	.00	.00	-85,000.00	-85,000.00	.00	.00	-100.0%
34 CHARGES FOR SERVICE	-1,364,404.06	-1,506,595.00	-1,506,595.00	-1,216,571.99	-772,188.00	-1,875,687.00	24.5%
36 MISC. REVENUE	-272,644.05	-284,552.00	-284,552.00	-80,278.53	-225,128.00	-205,242.00	-27.9%
38 NON REVENUES	-635,729.88	-736,195.88	-736,195.88	-524,330.88	-268,355.00	-496,197.88	-32.6%
TOTAL 400 UTILITY FUND	-2,272,777.99	-2,527,342.88	-2,612,342.88	-1,906,181.40	-1,265,671.00	-2,577,126.88	-1.3%

07/12/2021 14:41
808jmich

CITY OF FRUITLAND PARK
NEXT YEAR / CURRENT YEAR BUDGET ANALYSIS

P 5
bgnyrpts

PROJECTION: 2022 FY2022

FOR PERIOD 99

ACCOUNTS FOR:

600 FIRE PENSION FUND	2020 ACTUAL	2021 ORIG BUD	2021 REVISED BUD	2021 ACTUAL	2021 PROJECTION	2022 MGR REVIEW	PCT CHANGE
36 MISC. REVENUE	-26,708.68	-10,520.00	-10,520.00	-104,339.49	-10,520.00	-186,000.00	1668.1%
38 NON REVENUES	-82,278.28	-70,060.00	-70,060.00	-8,750.46	.00	.00	-100.0%
TOTAL 600 FIRE PENSION FUND	-108,986.96	-80,580.00	-80,580.00	-113,089.95	-10,520.00	-186,000.00	130.8%

PROJECTION: 2022 FY2022

FOR PERIOD 99

ACCOUNTS FOR:

620 RECREATION FUND	2020 ACTUAL	2021 ORIG BUD	2021 REVISED BUD	2021 ACTUAL	2021 PROJECTION	2022 MGR REVIEW	PCT CHANGE
34 CHARGES FOR SERVICE	-31,960.50	-58,988.00	-58,988.00	-40,999.18	-55,863.00	-69,088.00	17.1%
36 MISC. REVENUE	214.67	-600.00	-600.00	-79.46	-230.00	-600.00	.0%
TOTAL 620 RECREATION FUND	-31,745.83	-59,588.00	-59,588.00	-41,078.64	-56,093.00	-69,688.00	16.9%
GRAND TOTAL	-12,562,527.28	-13,293,763.48	-14,107,311.48	-10,880,121.78	-8,570,562.15	-13,568,036.88	-3.8%

** END OF REPORT - Generated by Jeannine Racine **

07/12/2021 14:44
808jmich

CITY OF FRUITLAND PARK
NEXT YEAR / CURRENT YEAR BUDGET ANALYSIS

P 1
bgnyrpts

PROJECTION: 2022 FY2022

EXPENSES

FOR PERIOD 99

ACCOUNTS FOR:

001 GENERAL FUND	2020 ACTUAL	2021 ORIG BUD	2021 REVISED BUD	2021 ACTUAL	2021 PROJECTION	2022 MGR REVIEW	PCT CHANGE
TOTAL 001 GENERAL FUND	6,925,721.62	9,186,359.56	9,951,437.56	6,128,650.13	5,834,292.66	9,183,438.93	-7.7%
TOTAL 200 REDEVELOPMENT TRUS	297,406.20	602,361.00	602,361.00	84,894.41	195,659.20	725,251.30	20.4%
TOTAL 300 CAPITAL PROJECTS F	460,023.49	837,531.88	837,531.88	386,633.87	130,687.00	826,532.00	-1.3%
TOTAL 400 UTILITY FUND	1,684,437.49	2,527,342.85	2,612,342.85	1,444,910.19	1,777,808.56	2,577,127.59	-1.3%
TOTAL 600 FIRE PENSION FUND	1,100.76	80,580.00	80,580.00	917.30	2,200.00	186,000.00	130.8%
TOTAL 620 RECREATION FUND	24,701.72	59,588.00	59,588.00	28,687.03	52,234.00	69,688.00	16.9%
GRAND TOTAL	9,393,391.28	13,293,763.29	14,143,841.29	8,074,692.93	7,992,881.42	13,568,037.82	-4.1%

** END OF REPORT - Generated by Jeannine Racine **

PROJECTION: 2022 FY2022

FOR PERIOD 99

ACCOUNTS FOR:

001 GENERAL FUND	2020 ACTUAL	2021 ORIG BUD	2021 REVISED BUD	2021 ACTUAL	2021 PROJECTION	2022 MGR REVIEW	PCT CHANGE
01511 LEGISLATIVE	46,524.87	97,064.09	97,064.09	64,272.57	95,073.00	101,667.00	4.7%
01512 EXECUTIVE	332,825.20	444,828.55	454,828.55	300,764.78	240,498.54	511,016.83	12.4%
01513 FINANCE DEPARTME	242,901.55	340,943.71	330,943.71	184,190.13	163,025.45	447,238.00	35.1%
01514 LEGAL COUNSEL	72,181.85	85,300.00	85,300.00	45,246.31	85,300.00	85,300.00	.0%
01519 OTHER GEN GOVT S	454,476.81	578,569.42	991,001.42	794,841.82	627,306.89	641,499.50	-35.3%
01521 LAW ENFORCEMENT	1,962,604.87	2,399,838.18	2,410,200.18	1,635,618.38	882,467.84	2,528,386.73	4.9%
01522 FIRE CONTROL	801,737.75	826,632.65	1,131,226.65	910,349.70	135,150.00	370,276.00	-67.3%
01524 BUILDING & ZONIN	628,845.52	925,587.73	913,277.73	493,975.24	1,486,235.72	1,082,795.53	18.6%
01534 SOLID WASTE	500,661.70	510,856.00	510,856.00	398,760.77	485,400.00	527,695.00	3.3%
01538 STORMWATER MANAG	10,054.66	524,275.00	524,275.00	4,350.00	524,275.00	524,275.00	.0%
01541 ROAD & STREET FA	323,952.59	575,776.74	575,776.74	249,067.39	333,340.64	702,272.00	22.0%
01571 LIBRARY	503,678.99	573,277.35	573,277.35	373,481.65	298,568.00	626,908.38	9.4%
01572 MUNICIPAL POOL	64,407.78	158,762.50	158,762.50	73,528.47	77,605.00	151,225.00	-4.7%
01573 PARKS/RECREATION	374,629.01	402,459.42	402,459.42	197,748.47	175,507.84	462,525.00	14.9%
01574 RECREATION	366,238.47	313,950.41	363,950.41	222,454.45	224,538.74	340,358.96	-6.5%
01581 INTERFUND TRANSF	240,000.00	428,237.81	428,237.81	180,000.00	.00	80,000.00	-81.3%
TOTAL 001 GENERAL FUND	6,925,721.62	9,186,359.56	9,951,437.56	6,128,650.13	5,834,292.66	9,183,438.93	-7.7%

07/12/2021 15:08
808jmich

CITY OF FRUITLAND PARK
NEXT YEAR / CURRENT YEAR BUDGET ANALYSIS

|P 2
|bgnyrpts

PROJECTION: 2022 FY2022

FOR PERIOD 99

ACCOUNTS FOR:

200 REDEVELOPMENT TRUST FUND	2020 ACTUAL	2021 ORIG BUD	2021 REVISED BUD	2021 ACTUAL	2021 PROJECTION	2022 MGR REVIEW	PCT CHANGE
20511 COMMUNITY REDEVE	257,408.00	560,691.40	560,691.40	44,304.81	159,570.00	681,909.00	21.6%
20581 INTERFUND TRANSF	39,998.20	41,669.60	41,669.60	40,589.60	36,089.20	43,342.30	4.0%
TOTAL 200 REDEVELOPMENT TRUS	297,406.20	602,361.00	602,361.00	84,894.41	195,659.20	725,251.30	20.4%

PROJECTION: 2022 FY2022

FOR PERIOD 99

ACCOUNTS FOR:

300 CAPITAL PROJECTS FUND	2020 ACTUAL	2021 ORIG BUD	2021 REVISED BUD	2021 ACTUAL	2021 PROJECTION	2022 MGR REVIEW	PCT CHANGE
30521 LAW ENFORCEMENT	64,288.00	19,565.00	19,565.00	16,465.34	.00	.00	-100.0%
30533 WATER UTILITY CA	37,207.61	23,500.00	23,500.00	1,886.74	.00	.00	-100.0%
30541 ROAD & ST CAPITA	.00	426,289.00	426,289.00	23,940.91	.00	452,604.00	6.2%
30571 LIBRARY CAPITAL	.00	9,650.00	9,650.00	.00	.00	2,900.00	-69.9%
30572 RECREATION CAP P	.00	.00	.00	.00	.00	12,500.00	.0%
30581 INTERFUND TRANSF	358,527.88	358,527.88	358,527.88	344,340.88	130,687.00	358,528.00	.0%
TOTAL 300 CAPITAL PROJECTS F	460,023.49	837,531.88	837,531.88	386,633.87	130,687.00	826,532.00	-1.3%

07/12/2021 15:08
808jmich

CITY OF FRUITLAND PARK
NEXT YEAR / CURRENT YEAR BUDGET ANALYSIS

P 4
bgnyrpts

PROJECTION: 2022 FY2022

FOR PERIOD 99

ACCOUNTS FOR:

400 UTILITY FUND	2020 ACTUAL	2021 ORIG BUD	2021 REVISED BUD	2021 ACTUAL	2021 PROJECTION	2022 MGR REVIEW	PCT CHANGE
40533 WATER UTILITY SE	1,024,113.42	1,227,981.47	1,227,981.47	507,519.56	899,108.48	1,352,336.26	10.1%
40535 SEWER UTILITY SE	660,324.07	1,299,361.38	1,384,361.38	937,390.63	878,700.08	1,224,791.33	-11.5%
TOTAL 400 UTILITY FUND	1,684,437.49	2,527,342.85	2,612,342.85	1,444,910.19	1,777,808.56	2,577,127.59	-1.3%

07/12/2021 15:08
808jmich

CITY OF FRUITLAND PARK
NEXT YEAR / CURRENT YEAR BUDGET ANALYSIS

P 5
bgnyrpts

PROJECTION: 2022 FY2022

FOR PERIOD 99

ACCOUNTS FOR:

600 FIRE PENSION FUND	2020 ACTUAL	2021 ORIG BUD	2021 REVISED BUD	2021 ACTUAL	2021 PROJECTION	2022 MGR REVIEW	PCT CHANGE
60522 FIRE PENSION TRU	1,100.76	80,580.00	80,580.00	917.30	2,200.00	186,000.00	130.8%
TOTAL 600 FIRE PENSION FUND	1,100.76	80,580.00	80,580.00	917.30	2,200.00	186,000.00	130.8%

PROJECTION: 2022 FY2022

FOR PERIOD 99

ACCOUNTS FOR:

620 RECREATION FUND	2020 ACTUAL	2021 ORIG BUD	2021 REVISED BUD	2021 ACTUAL	2021 PROJECTION	2022 MGR REVIEW	PCT CHANGE
62579 RECREATION FUND	24,701.72	59,588.00	59,588.00	28,687.03	52,234.00	69,688.00	16.9%
TOTAL 620 RECREATION FUND	24,701.72	59,588.00	59,588.00	28,687.03	52,234.00	69,688.00	16.9%
GRAND TOTAL	9,393,391.28	13,293,763.29	14,143,841.29	8,074,692.93	7,992,881.42	13,568,037.82	-4.1%

** END OF REPORT - Generated by Jeannine Racine **

06/06/2021 | CITY OF FRUITLAND PARK

808jmich | NEXT YEAR / CURRENT YEAR BUDGET ANALYSIS

PROJECTION: FY2022 BUDGET

ACCOUNTS FOR:

001 GENERAL FUND

	2020	2021	2022	CHANGE	%	FY2022
	ACTUAL	REVISED BU	REQUEST	FM FY2021	CHANGE	PCT of Total Budget
01001 01001 GENERAL FUND REVENUES						
31 31 TAXES						
31110 AD VALOREM TAXES	-2,820,708	-3,022,226	-3,192,752	170,526	5.64%	34.77%
31120 DELINQUENT AD VA	0	-1,436	-206	-1,230	-85.65%	0.00%
31230 LOCAL OPTION FUE	-135,664	-118,725	-133,700	14,975	12.61%	1.46%
31251 FIRE INS PREM TA	-28,743	-16,000	0	-16,000	-100.00%	0.00%
31310 ELECTRIC FRANCHI	-503,652	-520,837	-555,000	34,163	6.56%	6.04%
31340 GAS FRANCHISE FE	-22,211	-23,547	-20,678	-2,869	-12.18%	0.23%
31390 GARBAGE FRANCHIS	-106,459	-98,719	-114,019	15,300	15.50%	1.24%
31410 ELECTRIC UTILITY	-573,920	-603,603	-605,533	1,930	0.32%	6.59%
31421 COMMUNICATIONS S	-230,530	-191,935	-231,479	39,544	20.60%	2.52%
31430 WATER UTILITY TA	-223,229	-223,510	-234,250	10,740	4.81%	2.55%
31440 GAS UTILITY TAX	-10,409	-20,875	-13,626	-7,249	-34.73%	0.15%
31480 PROPANE UTILITY	-57	0	0	0	0.00%	0.00%
31 TAXES	-4,655,582	-4,841,413	-5,101,243	259,830	5.37%	
32 32 LICENSES & PERMITS						
32100 CITY BUSINESS RE	-18,317	-21,852	-20,400	-1,452	-6.64%	0.22%
32110 DEL CITY OCCUPAT	0	-28	-15	-13	-46.43%	0.00%
32200 BUILDING PERMIT	-444,291	-250,000	-150,322	-99,678	-39.87%	1.64%
32201 BUILDING PERMIT	-113,273	-5,000	-50,000	45,000	900.00%	0.54%
32900 HIGHWAY SIGN PER	-900	0	0	0	0.00%	0.00%
32902 CEMETERY PERMITS	0	0	0	0	0.00%	0.00%
32 LICENSES & PERMITS	-576,781	-276,880	-220,737	-56,143	-20.28%	
33 33 INTERGOVERN. REVENUE						
33122 TRAFFIC SAFETY G	-5,000	0	0	0	0.00%	0.00%
33421 GRANT BYRNE/JAG	0	-3,833	0	-3,833	-100.00%	0.00%
33512 STATE REVENUE SH	-235,874	-214,564	-244,739	30,175	14.06%	2.67%
33514 MOBILE HOME LICE	-10,477	-11,221	-10,361	-860	-7.66%	0.11%
33515 ALCOHOLIC BEV LI	-734	-2,436	-2,212	-224	-9.20%	0.02%
33518 LOCAL GOVT 1/2C	-543,478	-500,000	-554,028	54,028	10.81%	6.03%
33770 COUNTY LIBRARY A	-68,627	-62,247	-75,926	13,679	21.98%	0.83%
33773 LAKE CO SOCCER F	-50,000	0	0	0	0.00%	0.00%
33776 LAKE COUNTY LIBR	-1,252	0	0	0	0.00%	0.00%
33777 LAKE CO WTR AUTH	0	-400,000	-400,000	400,000	0.00%	
33778 LAKE CO CARES AC	-596,723	-363,592	0	-363,592	-100.00%	
33820 COUNTY BUSINESS	-1,688	-8,481	-3,401	-5,080	-59.90%	0.04%
33830 COUNTY ONE CENT	-36,289	-38,120	-36,157	-1,963	-5.15%	
33840 LAKE COUNTY FIRE	0	-50,825	-50,825	0	0.00%	0.55%
33 INTERGOVERN. REVENU	-1,550,142	-1,655,319	-1,377,649	122,330	-16.77%	
34 34 CHARGES FOR SERVICES						
33547 FDOT HWY MOWING	0	0	-33,057	33,057	100.00%	
33548 FDOT TRAFFIC SIG	-9,752	-9,996	-9,752	-244	-2.44%	0.11%
34120 ZONING FEES	-7,850	-8,492	-8,529	37	0.44%	0.09%
34125 COMPREHENSIVE PL	-9,348	0	0	0	0.00%	0.00%
34132 PLAN (STRUCTURE)	0	-4,776	0	-4,776	-100.00%	0.00%
34140 COPYING / CERTIF	-1,918	-1,780	-1,851	71	3.99%	0.02%

34220 FIRE INSPECTION	-10,391	-15,000	-11,448	-3,552	-23.68%	0.12%
34222 FIRE ASSESSMENT FP	-511,762	-477,262	0	-477,262	-100.00%	0.00%
34223 FIRE ASSESSMENT VIL	-361,629	-352,291	-355,276	2,985	0.85%	3.87%
34290 SCHOOL PUBLIC SA	-58,708	-61,923	-59,052	-2,871	-4.64%	0.64%
34335 OTHER REVENUES	-27,856	-28,353	-29,457	1,104	3.89%	0.32%
34340 SOLID WASTE COLL	-226,074	-222,000	-231,301	9,301	4.19%	2.52%
34341 SOLID WASTE DISP	-188,487	-187,992	-193,101	5,109	2.72%	2.10%
34342 YARDWASTE COLLEC	-38,209	-37,484	-38,597	1,113	2.97%	0.42%
34343 YARDWASTE DISPOS	-13,201	-13,232	-13,381	149	1.13%	0.15%
34344 RECYCLE	-50,767	-50,148	-51,315	1,167	2.33%	0.56%
34345 ADMIN FEE-GARBAG	-64,624	-59,078	-65,008	5,930	10.04%	0.71%
34346 ADM. FEE-IMPACT	-11,200	-8,944	-8,492	-452	-5.05%	0.09%
34391 STORMWATER FEE	-51,820	-49,916	-51,882	1,966	3.94%	0.56%
34393 REG ABANDONED PR	-3,000	-3,000	-2,220	-780	-26.00%	0.02%
34712 LIBRARY FEE OUT/	-1,700	-900	-1,659	759	84.33%	0.02%
34713 LIBRARY CAFÉ			-12,000	12,000	100.00%	0.13%
34715 HOME TOWN CHRIST	-60	0	0	0	0.00%	0.00%
34717 FP DAY PROCEEDS	-1,360	-1,355	0	-1,355	-100.00%	0.00%
34718 FRUITLAND PARK D	0	-200	0	-200	-100.00%	0.00%
34719 CONCESSIONS	-612	-1,718	-2,000	282	16.41%	0.02%
34720 POOL FEES	-4,319	-9,313	-12,120	2,807	30.14%	0.13%
34725 POOL SWIM PROG/L	-794	-3,398	-3,398	0	0.00%	0.04%
34755 RENT RECREATION	-2,147	-2,000	-2,753	753	37.65%	0.03%
34759 FACILITY RENTAL	0	0	0	0	0.00%	
34900 LIEN SEARCH FEE	-6,180	-5,788	-7,951	2,163	37.37%	0.09%
34 CHARGES FOR SERVICE	-1,663,768	-1,616,339	-1,205,600	-410,739	-25.41%	

35 35 FINES & FORFEITURES

35110 TRAFFIC COURT FI	-21,517	-23,288	-21,253	-2,035	-8.74%	0.23%
35130 POLICE EDUCATION	-2,090	-2,586	-2,586	0	0.00%	0.03%
35200 LIBRARY FINES	-1,776	-2,178	-3,353	1,175	53.95%	0.04%
35410 VIOLATIONS OF LO	0	0	0	0	0.00%	0.00%
35900 FINES & FORFEITU	-81	-53	-63	10	18.87%	0.00%
35 FINES & FORFEITURES	-25,464	-28,105	-27,255	-850	-3.02%	

36 36 MISC. REVENUE

36120 INTEREST EARNED	-68,533	-102,662	-69,358	-33,304	-32.44%	0.76%
36132 INTEREST ON AD V	-554	-1,459	-227	-1,232	-84.44%	0.00%
36201 STATE LIBRARY ER	-32,302	-14,400	-14,400	0	0.00%	0.16%
36205 STREET LIGHT FIX	-1,420	0	0	0	0.00%	0.00%
36210 RENT/LEASE PROCE	-600	0	0	0	0.00%	0.00%
36211 LATE FEE RENT	-100	0	0	0	0.00%	0.00%
36322 POLICE IMPACT FE	-46,302	-47,550	-37,853	-9,697	-20.39%	0.41%
36323 FIRE IMPACT FEE	-73,638	-76,867	0	-76,867	-100.00%	0.00%
36410 CEMETERY LOT SAL	-10,250	-9,203	-10,225	1,022	11.11%	0.11%
36442 INSURANCE CLAIM	-16,937	-6,529	0	-6,529	-100.00%	0.00%
36601 DONATIONS	-21	0	0	0	0.00%	
36602 PD DONATIONS	-1,560	0	0	0	0.00%	0.00%
36604 LIBRARY (NEW) D	-25	0	0	0	0.00%	0.00%
36940 REIMBURSEMENT FO	-49	0	0	0	0.00%	0.00%
36942 RESTITUTION	0	-82	0	-82	-100.00%	0.00%
36943 REIMB MAILING SU	-803	-3,068	-521	-2,547	-83.02%	0.01%
36944 COST OF CONVICTI	-4,144	-4,523	-4,897	374	8.27%	0.05%
36946 REIMBURSEMENT MI	-13,938	-2,000	-6,778	4,778	238.90%	0.07%
36947 REIMB PLANNING F	-22,082	-15,145	-18,148	3,003	19.83%	0.20%

36948 REIMB ENGINEERIN	-5,660	-4,696	-4,884	188	4.00%	0.05%
36990 MISC REVENUE	-516	-6,262	-4,006	-2,256	-36.03%	0.04%
36991 MISC REVENUE - P	-954	-852	-907	55	6.46%	0.01%
36993 FUEL TAX REFUNDS	-5,372	-5,073	-5,640	567	11.18%	0.06%
36 MISC. REVENUE	-305,759	-300,371	-177,844	-122,527	-40.79%	
38 38 NON REVENUES						
38001 XFER IN FUND BAL	0	-66,797	0		-100.00%	
38006 XFER IN IMPACT F	0	-80,000	-49,208	-30,792	-38.49%	0.54%
38009 XFER IN STORMWAT	0	-100,000	-100,000	0	0.00%	1.09%
38011 XFER IN PD & FIR	0	-32,563	0		-100.00%	
38012 XFER IN BUILDING	0	-671,042	-880,561	209,519	31.22%	9.59%
38013 XFER IN FM FIRE	0	-154,409	0		-100.00%	
38150 XFER IN REDEVELO	-39,998	-41,670	-43,342	1,672	4.01%	0.47%
38250 XFER IN RECREATI	-4,003	0	0		0.00%	
38 NON REVENUES	-44,001	-1,146,481	-1,073,111	180,399	-6.40%	
01001 GENERAL FUND REV	-8,821,498	-9,864,908	-9,183,439	-27,700	-6.91%	94.89%

PROJECTION: 2022 FY2022

FOR PERIOD 99

ACCOUNTS FOR:

001 GENERAL FUND	2020 ACTUAL	2021 ORIG BUD	2021 REVISED BUD	2021 ACTUAL	2021 PROJECTION	2022 MGR REVIEW	PCT CHANGE
------------------	----------------	------------------	---------------------	----------------	--------------------	--------------------	---------------

01001 GENERAL FUND REVENUES

31 TAXES

31110 AD VALOREM TAXES	-2,820,707.79	-3,022,226.00	-3,022,226.00	-3,041,830.76	-1,148,838.00	-3,192,752.00	5.6%
31120 DELINQUENT AD VA	.00	-1,436.00	-1,436.00	-2.88	-1,322.00	-206.00	-85.7%
31230 LOCAL OPTION FUE	-135,664.08	-118,725.00	-118,725.00	-102,699.78	-85,236.00	-133,700.00	12.6%
31251 FIRE INS PREM TA	-28,742.76	-16,000.00	-16,000.00	.00	.00	.00	-100.0%
31310 ELECTRIC FRANCHI	-503,652.11	-520,837.00	-520,837.00	-375,612.06	-311,716.00	-555,000.00	6.6%
31340 GAS FRANCHISE FE	-22,211.17	-23,547.00	-23,547.00	-12,168.85	-19,091.00	-20,678.00	-12.2%
31390 GARBAGE FRANCHIS	-106,458.89	-98,719.00	-98,719.00	-86,327.72	-55,789.00	-114,019.00	15.5%
31410 ELECTRIC UTILITY	-573,920.08	-603,603.00	-603,603.00	-498,856.91	-316,565.00	-605,533.00	.3%
31421 COMMUNICATIONS S	-230,529.56	-191,935.00	-191,935.00	-179,564.43	-185,548.00	-231,479.00	20.6%
31430 WATER UTILITY TA	-223,229.38	-223,510.00	-223,510.00	-175,846.90	-54,178.00	-234,250.00	4.8%
31440 GAS UTILITY TAX	-10,409.11	-20,875.00	-20,875.00	-13,236.98	-21,478.00	-13,626.00	-34.7%
31480 PROPANE UTILITY	-57.13	.00	.00	.00	.00	.00	.0%
<u>31 TAXES</u>	<u>-4,655,582.06</u>	<u>-4,841,413.00</u>	<u>-4,841,413.00</u>	<u>-4,486,147.27</u>	<u>-2,199,761.00</u>	<u>-5,101,243.00</u>	<u>5.4%</u>

32 LICENSES & PERMITS

32100 CITY BUSINESS RE	-18,317.12	-21,852.00	-21,852.00	-21,771.52	-22,442.00	-20,400.00	-6.6%
32110 DEL CITY OCCUPAT	.00	-28.00	-28.00	.00	-177.00	-15.00	-46.4%
32200 BUILDING PERMIT	-444,290.94	-250,000.00	-250,000.00	-243,703.88	-1,250,018.00	-150,322.00	-39.9%
32201 BUILDING PERMIT	-113,272.76	-5,000.00	-5,000.00	-57,874.94	-10,923.00	-50,000.00	900.0%
32900 HIGHWAY SIGN PER	-900.00	.00	.00	.00	.00	.00	.0%
32903 MONUMENT PERMITS	.00	.00	.00	-150.00	.00	.00	.0%
<u>32 LICENSES & PERMITS</u>	<u>-576,780.82</u>	<u>-276,880.00</u>	<u>-276,880.00</u>	<u>-323,500.34</u>	<u>-1,283,560.00</u>	<u>-220,737.00</u>	<u>-20.3%</u>

33 INTERGOVERN. REVENUE

PROJECTION: 2022 FY2022

FOR PERIOD 99

ACCOUNTS FOR:

001 GENERAL FUND	2020 ACTUAL	2021 ORIG BUD	2021 REVISED BUD	2021 ACTUAL	2021 PROJECTION	2022 MGR REVIEW	PCT CHANGE
33122 TRAFFIC SAFETY G	-5,000.00	.00	.00	.00	.00	.00	.0%
33421 GRANT BYRNE/JAG	.00	.00	-3,833.00	.00	.00	.00	-100.0%
33475 FRDAP GRANT GARD	.00	.00	.00	-50,000.00	.00	.00	.0%
33512 STATE REVENUE SH	-235,874.11	-214,564.00	-214,564.00	-183,400.80	-121,535.00	-244,739.00	14.1%
33514 MOBILE HOME LICE	-10,476.75	-11,221.00	-11,221.00	-8,579.57	-11,268.00	-10,361.00	-7.7%
33515 ALCOHOLIC BEV LI	-734.16	-2,436.00	-2,436.00	-2,195.48	-1,502.00	-2,212.00	-9.2%
33518 LOCAL GOVT 1/2C	-543,477.89	-500,000.00	-500,000.00	-452,074.76	-220,041.00	-554,028.00	10.8%
33770 COUNTY LIBRARY A	-68,627.40	-62,247.00	-62,247.00	-51,872.50	-65,611.00	-75,926.00	22.0%
33773 LAKE CO SOCCER F	-50,000.00	.00	-50,000.00	.00	.00	.00	-100.0%
33776 LAKE COUNTY LIBR	-1,251.94	.00	.00	.00	.00	.00	.0%
33777 LAKE CO WTR AUTH	.00	-400,000.00	-400,000.00	.00	.00	-400,000.00	.0%
33778 LAKE CO CARES AC	-596,723.00	.00	-363,592.00	-78,087.81	-363,592.00	.00	-100.0%
33820 COUNTY BUSINESS	-1,688.30	-8,481.00	-8,481.00	-181.50	-3,965.00	-3,401.00	-59.9%
33830 COUNTY ONE CENT	-36,288.57	-38,120.00	-38,120.00	-27,675.52	-31,972.00	-36,157.00	-5.1%
33840 LAKE COUNTY FIRE	.00	.00	-50,825.00	-50,825.00	.00	-50,825.00	.0%
33 INTERGOVERN. REVENU	-1,550,142.12	-1,237,069.00	-1,705,319.00	-904,892.94	-819,486.00	-1,377,649.00	-19.2%
<hr/>							
34 CHARGES FOR SERVICES							
33547 FDOT HWY MOWING	.00	.00	.00	-74,378.25	.00	-33,057.00	.0%
33548 FDOT TRAFFIC SIG	-9,752.00	-9,996.00	-9,996.00	-9,996.00	-6,080.00	-9,752.00	-2.4%
34120 ZONING FEES	-7,850.00	-8,492.00	-8,492.00	-6,300.00	-23,000.00	-8,529.00	.4%
34125 COMPREHENSIVE PL	-9,348.00	.00	.00	.00	.00	.00	.0%
34132 PLAN (STRUCTURE)	.00	-4,776.00	-4,776.00	-2,145.00	-7,880.00	.00	-100.0%

07/12/2021 14:31
808jmtich

CITY OF FRUITLAND PARK
NEXT YEAR / CURRENT YEAR BUDGET ANALYSIS

P 3
bgnyrpts

PROJECTION: 2022 FY2022

FOR PERIOD 99

ACCOUNTS FOR:

001 GENERAL FUND	2020 ACTUAL	2021 ORIG BUD	2021 REVISED BUD	2021 ACTUAL	2021 PROJECTION	2022 MGR REVIEW	PCT CHANGE
34140 COPYING / RCDS R	-1,917.87	-1,780.00	-1,780.00	-1,422.20	-2,017.00	-1,851.00	4.0%
34220 FIRE INSPECTION	-10,391.30	-15,000.00	-15,000.00	-11,121.18	-8,127.00	-11,448.00	-23.7%
34222 FIRE ASSESSMENT	-511,762.13	-477,262.00	-477,262.00	-537,270.80	.00	.00	-100.0%
34223 FIRE ASSESSMENT	-361,629.37	-352,291.00	-352,291.00	-369,289.19	.00	-355,276.00	.8%
34290 SCHOOL PUBLIC SA	-58,708.00	-61,923.00	-61,923.00	-74,307.00	.00	-59,052.00	-4.6%
34335 OTHER REVENUES	-27,856.05	-28,353.00	-28,353.00	-22,143.32	-48,202.00	-29,457.00	3.9%
34340 SOLID WASTE COLL	-226,074.44	-222,000.00	-222,000.00	-182,995.08	-216,000.00	-231,301.00	4.2%
34341 SOLID WASTE DISP	-188,487.03	-187,992.00	-187,992.00	-149,274.68	-186,000.00	-193,101.00	2.7%
34342 YARDWASTE COLLEC	-38,208.69	-37,484.00	-37,484.00	-31,260.56	-31,200.00	-38,597.00	3.0%
34343 YARDWASTE DISPOS	-13,200.81	-13,232.00	-13,232.00	-10,822.07	-11,400.00	-13,381.00	1.1%
34344 RECYCLE	-50,766.71	-50,148.00	-50,148.00	-41,617.65	-40,800.00	-51,315.00	2.3%
34345 ADMIN FEE-GARBAG	-64,623.84	-59,078.00	-59,078.00	-51,324.21	-55,200.00	-65,008.00	10.0%
34346 ADM. FEE-IMPACT	-11,200.00	-8,944.00	-8,944.00	-4,100.00	-874.00	-8,492.00	-5.1%
34391 STORMWATER FEE	-51,820.00	-49,916.00	-49,916.00	-40,470.00	-45,600.00	-51,882.00	3.9%
34393 REG ABANDONED PR	-3,000.00	-3,000.00	-3,000.00	-1,750.00	-13,361.00	-2,220.00	-26.0%
34712 LIBRARY FEE OUT/	-1,700.00	-900.00	-900.00	-1,037.50	-87.00	-1,659.00	84.3%
34713 LIBRARY CAFE	.00	.00	.00	.00	.00	-12,000.00	.0%
34715 HOME TOWN CHRIST	-60.00	.00	.00	.00	.00	.00	.0%
34717 FP DAY PROCEEDS	-1,360.00	-1,355.00	-1,355.00	-40.00	.00	.00	-100.0%
34718 FRUITLAND PARK D	.00	-200.00	-200.00	.00	.00	.00	-100.0%
34719 CONCESSIONS	-612.00	-1,718.00	-1,718.00	-1,043.25	-2,168.00	-2,000.00	16.4%
34720 POOL FEES	-4,319.34	-9,313.00	-9,313.00	-6,952.00	-8,298.00	-12,120.00	30.1%

07/12/2021 14:31
808jmic

CITY OF FRUITLAND PARK
NEXT YEAR / CURRENT YEAR BUDGET ANALYSIS

IP 4
|bgnyrpts

PROJECTION: 2022 FY2022

FOR PERIOD 99

ACCOUNTS FOR:

001 GENERAL FUND	2020 ACTUAL	2021 ORIG BUD	2021 REVISED BUD	2021 ACTUAL	2021 PROJECTION	2022 MGR REVIEW	PCT CHANGE
34725 POOL SWIM PROG/L	-794.00	-3,398.00	-3,398.00	-3,650.00	-3,398.00	-3,398.00	.0%
34755 RENT RECREATION	-2,146.79	-2,000.00	-2,000.00	-3,467.50	.00	-2,753.00	37.7%
34759 FACILITY RENTAL	.00	.00	.00	-712.50	.00	.00	.0%
34900 LIEN SEARCH FEE	-6,180.00	-5,788.00	-5,788.00	-6,840.00	-2,766.00	-7,951.00	37.4%
34 CHARGES FOR SERVICE	-1,663,768.37	-1,616,339.00	-1,616,339.00	-1,645,729.94	-712,458.00	-1,205,600.00	-25.4%
<hr/>							
35 FINES & FORFEITURES							
35110 TRAFFIC COURT FI	-21,516.98	-23,288.00	-23,288.00	-15,449.80	-15,597.00	-21,253.00	-8.7%
35130 POLICE EDUCATION	-2,090.47	-2,586.00	-2,586.00	-1,383.19	-3,230.00	-2,586.00	.0%
35200 LIBRARY FINES	-1,776.08	-2,178.00	-2,178.00	-4,891.32	-2,673.00	-3,353.00	53.9%
35410 VIOLATIONS OF LO	.00	.00	.00	-1,524.16	.00	.00	.0%
35900 FINES & FORFEITU	-80.96	-53.00	-53.00	-34.27	-1,648.00	-63.00	18.9%
35 FINES & FORFEITURES	-25,464.49	-28,105.00	-28,105.00	-23,282.74	-23,148.00	-27,255.00	-3.0%
<hr/>							
36 MISC. REVENUE							
36120 INTEREST EARNED	-68,532.67	-102,662.00	-102,662.00	-7,334.81	-2,462.00	-69,358.00	-32.4%
36132 INTEREST ON AD V	-554.11	-1,459.00	-1,459.00	.00	-2,545.00	-227.00	-84.4%
36201 STATE LIBRARY ER	-32,301.60	-14,400.00	-14,400.00	-14,400.00	-14,400.00	-14,400.00	.0%
36205 STREET LIGHT FIX	-1,420.00	.00	.00	.00	.00	.00	.0%
36210 RENT/LEASE PROCE	-600.00	.00	.00	.00	.00	.00	.0%
36211 LATE FEE RENT	-100.00	.00	.00	.00	.00	.00	.0%
36322 POLICE IMPACT FE	-46,302.10	-47,550.00	-47,550.00	-14,907.96	-152,717.00	-37,853.00	-20.4%
36323 FIRE IMPACT FEE	-73,638.40	-76,867.00	-76,867.00	-24,099.84	-242,959.00	.00	-100.0%
36410 CEMETERY LOT SAL	-10,250.00	-9,203.00	-9,203.00	-13,988.90	-13,414.00	-10,225.00	11.1%

PROJECTION: 2022 FY2022

FOR PERIOD 99

ACCOUNTS FOR:

001 GENERAL FUND	2020 ACTUAL	2021 ORIG BUD	2021 REVISED BUD	2021 ACTUAL	2021 PROJECTION	2022 MGR REVIEW	PCT CHANGE
36442 INSURANCE CLAIM	-16,937.00	.00	-6,529.00	-14,742.67	.00	.00	-100.0%
36601 DONATIONS	-21.00	.00	.00	.00	.00	.00	.0%
36602 PD DONATIONS	-1,560.00	.00	.00	-14,418.50	.00	.00	.0%
36604 LIBRARY (NEW) D	-25.00	.00	.00	.00	.00	.00	.0%
36940 REIMBURSEMENT FO	-48.70	.00	.00	-700.00	.00	.00	.0%
36942 RESTITUTION	.00	-82.00	-82.00	.00	.00	.00	-100.0%
36943 REIMB MAILING SU	-803.45	-3,068.00	-3,068.00	-131.10	.00	-521.00	-83.0%
36944 COST OF CONVICTI	-4,143.62	-4,523.00	-4,523.00	-2,912.54	-4,373.00	-4,897.00	8.3%
36946 REIMBURSEMENT MI	-13,938.02	-2,000.00	-2,000.00	-1,332.40	-35,203.00	-6,778.00	238.9%
36947 REIMB PLANNING F	-22,082.25	-15,145.00	-15,145.00	-14,372.90	-15,396.00	-18,148.00	19.8%
36948 REIMB ENGINEERIN	-5,660.00	-4,696.00	-4,696.00	-2,713.05	-116,220.00	-4,884.00	4.0%
36990 MISC REVENUE	-515.83	-6,262.00	-6,262.00	-535.84	-1,000.00	-4,006.00	-36.0%
36991 MISC REVENUE - P	-954.00	-852.00	-852.00	-612.00	-1,085.00	-907.00	6.5%
36993 FUEL TAX REFUNDS	-5,371.51	-5,073.00	-5,073.00	-4,541.32	-3,626.00	-5,640.00	11.2%
36 MISC. REVENUE	-305,759.26	-293,842.00	-300,371.00	-131,743.83	-605,400.00	-177,844.00	-40.8%
<hr/>							
38 NON REVENUES							
38001 XFER IN FUND BAL	.00	.00	-66,797.00	.00	.00	.00	-100.0%
38006 XFER IN IMPACT F	.00	-80,000.00	-80,000.00	.00	.00	-49,208.00	-38.5%
38009 XFER IN STORMWAT	.00	-100,000.00	-100,000.00	.00	.00	-100,000.00	.0%
38011 XFER IN PD & FIR	.00	.00	-32,563.00	.00	.00	.00	-100.0%
38012 XFER IN BUILDING	.00	-671,042.00	-671,042.00	.00	.00	-880,561.00	31.2%
38013 XFER IN FM FIRE	.00	.00	-154,409.00	.00	.00	.00	-100.0%

PROJECTION: 2022 FY2022

FOR PERIOD 99

ACCOUNTS FOR:

001 GENERAL FUND	2020 ACTUAL	2021 ORIG BUD	2021 REVISED BUD	2021 ACTUAL	2021 PROJECTION	2022 MGR REVIEW	PCT CHANGE
38150 XFER IN REDEVELO	-39,998.20	-41,669.60	-41,669.60	-40,589.60	-27,715.15	-43,342.00	4.0%
38250 XFER IN RECREATI	-4,003.00	.00	.00	.00	.00	.00	.0%
38 NON REVENUES	-44,001.20	-892,711.60	-1,146,480.60	-40,589.60	-27,715.15	-1,073,111.00	-6.4%
01001 GENERAL FUND REV	-8,821,498.32	-9,186,359.60	-9,914,907.60	-7,555,886.66	-5,671,528.15	-9,183,439.00	-7.4%

PROJECTION: 2022 FY2022

ACCOUNTS FOR:
 001 GENERAL FUND

01001 GENERAL FUND REVENUES

31 TAXES

	VENDOR	QUANTITY	UNIT COST	2022 MGR REVIEW
01001 31110 - AD VALOREM TAXES		1.00	3,192,752.00	-3,192,752.00 *
\$858,907,710 TAX VALUE CERTIFIED/1000 X 3.9134 MILLAGE (LAST YEAR-2.00% INCR) \$3,360,792 @ 95% BUDGETED \$850,769,033 BASE VALUE \$ 8,021,777 NEW CONSTRUCTION 5.78% INCREASE IN ASSESSED VALUE				
TOTAL 31110 AD VALOREM TAXES				-3,192,752.00
01001 31120 - DELINQUENT AD VALOREM TAX		1.00	206.00	-206.00 *
DELQ REAL ESTATE AND TANGIBLE PERSONAL PROPERTY				
TOTAL 31120 DELINQUENT AD VALOREM TAX				-206.00
01001 31230 - LOCAL OPTION GAS TAX		1.00	133,700.00	-133,700.00 *
ST OF FL: 1 TO 6 CENT TAX 66.38% FOR COUNTY 33.62% FOR MUNICIPALITIES FORMULA BASED ON POPULATION & MILES OF ROADS MAINTAINED				
TOTAL 31230 LOCAL OPTION FUEL TAX				-133,700.00
01001 31310 - ELECTRIC FRANCHISE FEE		1.00	555,000.00	-555,000.00 *
LEESBURG - 8%				

PROJECTION: 2022 FY2022

ACCOUNTS FOR:
 001 GENERAL FUND

	VENDOR	QUANTITY	UNIT COST	2022 MGR REVIEW
TOTAL 31310 ELECTRIC FRANCHISE FEE				-555,000.00
01001 31340 - GAS FRANCHISE FEE				-20,678.00 *
LEESBURG - 8%		1.00	20,678.00	-20,678.00
TOTAL 31340 GAS FRANCHISE FEE				-20,678.00
01001 31390 - GARBAGE FRANCHISE FEE				-114,019.00 *
10% TOTAL SOLID WASTE BILL		1.00	114,019.00	-114,019.00
TOTAL 31390 GARBAGE FRANCHISE FEE				-114,019.00
01001 31410 - ELECTRIC UTILITY TAX				-605,533.00 *
LEESBURG, DUKE, SECO		1.00	605,533.00	-605,533.00
10%				
TOTAL 31410 ELECTRIC UTILITY TAX				-605,533.00
01001 31421 - COMMUNICATIONS SERVICE TAX				-231,479.00 *
ST OF FL EST. 5%		1.00	231,479.00	-231,479.00
TOTAL 31421 COMMUNICATIONS SERVICE TAX				-231,479.00
01001 31430 - WATER UTILITY TAX				-234,250.00 *
10% WATER TAX ON		1.00	234,250.00	-234,250.00
REVENUE 40001-34331				
REVENUE 40301-34351				
TOTAL 31430 WATER UTILITY TAX				-234,250.00
01001 31440 - GAS UTILITY TAX				-13,626.00 *
LEESBURG - 10%		1.00	13,626.00	-13,626.00

PROJECTION: 2022 FY2022

ACCOUNTS FOR:
 001 GENERAL FUND

	VENDOR	QUANTITY	UNIT COST	2022 MGR REVIEW
TOTAL 31440 GAS UTILITY TAX				-13,626.00
TOTAL 31 TAXES				-5,101,243.00
<u>32 LICENSES & PERMITS</u>				
01001 32100 - CITY BUSINESS RECEIPT TAX				-20,400.00 *
VARIOUS RATES \$36.30 - (\$121.00) APPROX. 413 ACTIVE LICENSES		1.00	20,400.00	-20,400.00
TOTAL 32100 CITY BUSINESS RECEIPT TAX				-20,400.00
01001 32110 - DEL CITY OCCUPATIONAL LIC				-15.00 *
FROM LEAGUE OF CITIES		1.00	15.00	-15.00
TOTAL 32110 DEL CITY OCCUPATIONAL LIC				-15.00
01001 32200 - BUILDING PERMIT A				-150,322.00 *
50- 60% EXPENSED TO INSPECTOR 01524-30340 PERMIT A + PERMIT B = B&Z BUDGET		1.00	150,322.00	-150,322.00
TOTAL 32200 BUILDING PERMIT A				-150,322.00
01001 32201 - BUILDING PERMIT B				-50,000.00 *
50-60% EXPENSED TO INPSECTOR 01524-30340		1.00	50,000.00	-50,000.00
TOTAL 32201 BUILDING PERMIT B				-50,000.00
TOTAL 32 LICENSES & PERMITS				-220,737.00
<u>33 INTERGOVERN. REVENUE</u>				
01001 33512 - STATE REVENUE SHARING TAX				-244,739.00 *
ST OF FL EST (72% SALES, 28% FUEL TAX) INFLUENCED BY POPULATION & TAXABLE VALUE		1.00	244,739.00	-244,739.00

PROJECTION: 2022 FY2022

ACCOUNTS FOR:
 001 GENERAL FUND

	VENDOR	QUANTITY	UNIT COST	2022 MGR REVIEW
TOTAL 33512 STATE REVENUE SHARING TAX				-244,739.00
01001 33514 - MOBILE HOME LICENSES		1.00	10,361.00	-10,361.00 *
ST OF FL (\$25 - \$80)				-10,361.00
TOTAL 33514 MOBILE HOME LICENSES				-10,361.00
01001 33515 - ALCOHOLIC BEV LICENSE		1.00	2,212.00	-2,212.00 *
ST OF FL				-2,212.00
TOTAL 33515 ALCOHOLIC BEV LICENSE				-2,212.00
01001 33518 - LOCAL GOVT 1/2C SALES TAX		1.00	554,028.00	-554,028.00 *
ST OF FL EST. INFLUENCED BY POPULATION				-554,028.00
TOTAL 33518 LOCAL GOVT 1/2C SALES TAX				-554,028.00
01001 33770 - COUNTY LIBRARY APPROPRIAT		1.00	75,926.00	-75,926.00 *
COUNTY EST.				-75,926.00
TOTAL 33770 COUNTY LIBRARY APPROPRIAT				-75,926.00
01001 33777 - LAKE CO WTR AUTH GRANT		1.00	400,000.00	-400,000.00 *
BAFFLE BOX GRANT				-400,000.00
TOTAL 33777 LAKE CO WTR AUTH GRANT				-400,000.00
01001 33820 - COUNTY BUSINESS TAX RECEIPT		1.00	3,401.00	-3,401.00 *
FM BOB MCKEE				-3,401.00
TOTAL 33820 COUNTY BUSINESS TAX RECEIPT				-3,401.00
01001 33830 - COUNTY ONE CENT GAS TAX		1.00	36,157.00	-36,157.00 *
BCC				-36,157.00

PROJECTION: 2022 FY2022

ACCOUNTS FOR:
 001 GENERAL FUND

VENDOR	QUANTITY	UNIT COST	2022 MGR REVIEW
TOTAL 33830 COUNTY ONE CENT GAS TAX			-36,157.00
01001 33840 - LAKE COUNTY FIRE	1.00	50,825.00	-50,825.00 *
LAKE COUNTY 2ND PAYMENT FOR EQUIPMENT			-50,825.00
TOTAL 33840 LAKE COUNTY FIRE			-50,825.00
TOTAL 33 INTERGOVERN. REVENUE			-1,377,649.00
<u>34 CHARGES FOR SERVICES</u>			
01001 33547 - FDOT HWY MOWING MAINT	1.00	33,057.00	-33,057.00 *
TOTAL 33547 FDOT HWY MOWING MAINT			-33,057.00
01001 33548 - FDOT TRAFFIC SIGNAL MAINTENANC	1.00	9,752.00	-9,752.00 *
FDOT PMT			-9,752.00
TOTAL 33548 FDOT TRAFFIC SIGNAL MAINTENANC			-9,752.00
01001 34120 - ZONING FEES	1.00	8,529.00	-8,529.00 *
PERMIT - ZONING REVIEW FEES \$25			-8,529.00
TOTAL 34120 ZONING FEES			-8,529.00
01001 34140 - COPIES/RCD REQ/CERT	1.00	1,851.00	-1,851.00 *
TOTAL 34140 COPYING / RCDS REQ/CERT			-1,851.00
01001 34220 - FIRE INSPECTION FEES	1.00	11,448.00	-11,448.00 *
FIRE INSPECTION FEE \$50 EA EXPENSE 01524-30340			-11,448.00

PROJECTION: 2022 FY2022

ACCOUNTS FOR:
 001 GENERAL FUND

	VENDOR	QUANTITY	UNIT COST	2022 MGR REVIEW
TOTAL 34220 FIRE INSPECTION FEES				-11,448.00
01001 34223 - FIRE ASSESSMENT VILLAGE		1.00	355,276.00	-355,276.00 *
VILLAGE FIRE ASSESSMENT \$186 PER DWELLING 2038 x 186 = \$379,068 2% PROCESSING FEE				
TOTAL 34223 FIRE ASSESSMENT VILLAGE				-355,276.00
01001 34290 - SCHOOL PUBLIC SAFETY-COUNTY		1.00	59,052.00	-59,052.00 *
SRO FUNDING FM LAKE COUNTY SCHOOL OFFICER 10 FOR 10 MONTHS				
TOTAL 34290 SCHOOL PUBLIC SAFETY-COUNTY				-59,052.00
01001 34335 - OTHER REVENUES B&Z ADMIN		1.00	29,457.00	-29,457.00 *
PERMIT APPLICATION FEE & ADMIN FEES \$25				
TOTAL 34335 OTHER REVENUES				-29,457.00
01001 34340 - SOLID WASTE COLLECTION		1.00	231,301.00	-231,301.00 *
1,663 CUSTOMERS EXPENSED IN 01534-30434				
TOTAL 34340 SOLID WASTE COLLECTION				-231,301.00
01001 34341 - SOLID WASTE DISPOSAL		1.00	193,101.00	-193,101.00 *
EXPENSED IN 01534-30435				
TOTAL 34341 SOLID WASTE DISPOSAL				-193,101.00
01001 34342 - YARDWASTE COLLECTION		1.00	38,597.00	-38,597.00 *
EXPENSED IN 01524-30436				
TOTAL 34342 YARDWASTE COLLECTION				-38,597.00

PROJECTION: 2022 FY2022

ACCOUNTS FOR:
 001 GENERAL FUND

	VENDOR	QUANTITY	UNIT COST	2022 MGR REVIEW
TOTAL 34342 YARDWASTE COLLECTION				-38,597.00
01001 34343 - YARDWASTE DISPOSAL		1.00	13,381.00	-13,381.00 *
EXPENSED IN 01534-30437				-13,381.00
TOTAL 34343 YARDWASTE DISPOSAL				-13,381.00
01001 34344 - RECYCLE		1.00	51,315.00	-51,315.00 *
EXPENSED IN 01534-30438				-51,315.00
TOTAL 34344 RECYCLE				-51,315.00
01001 34345 - ADMIN FEE-GARBAGE BILLING		1.00	65,008.00	-65,008.00 *
\$2.94/MTH X 12 = \$35.28/YR APPROX 1663 CUSTOMERS				-65,008.00
TOTAL 34345 ADMIN FEE-GARBAGE BILLING				-65,008.00
01001 34346 - COLLECTION FEE-IMPACT FEE		1.00	8,492.00	-8,492.00 *
TOTAL 34346 ADM. FEE-IMPACT FEE				-8,492.00
01001 34391 - STORMWATER FEE		1.00	51,882.00	-51,882.00 *
\$2.00/MTHX12 = \$24 1982 CUSTOMERS				-51,882.00
TOTAL 34391 STORMWATER FEE				-51,882.00
01001 34393 - REG ABANDONED PROPERTY		1.00	2,220.00	-2,220.00 *
\$250 ANNUAL				-2,220.00
TOTAL 34393 REG ABANDONED PROPERTY				-2,220.00
01001 34712 - LIBRARY FEE OUT/COUNTY		1.00	1,659.00	-1,659.00 *
COUNTY				-1,659.00

PROJECTION: 2022 FY2022

ACCOUNTS FOR:
 001 GENERAL FUND

	VENDOR	QUANTITY	UNIT COST	2022 MGR REVIEW
TOTAL 34712 LIBRARY FEE OUT/COUNTY				-1,659.00
01001 34713 - LIBRARY CAFE		1.00	12,000.00	-12,000.00 *
LIBRARY CAFE REVENUE				-12,000.00
TOTAL 34713 LIBRARY CAFE				-12,000.00
01001 34719 - CONCESSIONS		1.00	2,000.00	-2,000.00 *
POOL CONCESSION				-2,000.00
TOTAL 34719 CONCESSIONS				-2,000.00
01001 34720 - POOL ADMISSION FEES		1.00	12,120.00	-12,120.00 *
POOL ADMISSION FEES				-12,120.00
TOTAL 34720 POOL FEES				-12,120.00
01001 34725 - POOL SWIM PROG/LESSONS		1.00	3,398.00	-3,398.00 *
POOL SWIM PROG/LESSONS				-3,398.00
TOTAL 34725 POOL SWIM PROG/LESSONS				-3,398.00
01001 34755 - RENT RECREATION FACILITY		1.00	2,753.00	-2,753.00 *
RENT RECREATION FACILITY				-2,753.00
TOTAL 34755 RENT RECREATION FACILITY				-2,753.00
01001 34900 - LIEN SEARCH FEE		1.00	7,951.00	-7,951.00 *
LIEN SEARCH FEE				-7,951.00
\$30 OR \$50 (EXPEDITED)				
TOTAL 34900 LIEN SEARCH FEE				-7,951.00
TOTAL 34 CHARGES FOR SERVICES				-1,205,600.00
35 FINES & FORFEITURES				
01001 35110 - TRAFFIC COURT FINES		1.00	21,253.00	-21,253.00 *
TRAFFIC COURT FINES				-21,253.00
COUNTY COURT TRAFFIC INFRACTIONS				

PROJECTION: 2022 FY2022

ACCOUNTS FOR:
 001 GENERAL FUND

	VENDOR	QUANTITY	UNIT COST	2022 MGR REVIEW
TOTAL 35110 TRAFFIC COURT FINES & FORFEIT				-21,253.00
01001 35130 - POLICE EDUCATION FUND 2ND \$		1.00	2,586.00	-2,586.00 *
COUNTY COURT POLICE EDUC - 2ND DOLLAR FUND EXPENSE 01521-30543				-2,586.00
TOTAL 35130 POLICE EDUCATION FUND 2ND \$				-2,586.00
01001 35200 - LIBRARY FINES		1.00	3,353.00	-3,353.00 *
				-3,353.00
TOTAL 35200 LIBRARY FINES				-3,353.00
01001 35900 - FINES & FORFEITURES-COUNTY		1.00	63.00	-63.00 *
COUNTY COURT FORFEITED FINES				-63.00
TOTAL 35900 FINES & FORFEITURES-COUNTY				-63.00
TOTAL 35 FINES & FORFEITURES				-27,255.00
36 MISC. REVENUE				
01001 36120 - INTEREST EARNED		1.00	69,358.00	-69,358.00 *
INVESTMENTS, CDs				-69,358.00
TOTAL 36120 INTEREST EARNED				-69,358.00
01001 36132 - INTEREST ON AD VALOREM		1.00	227.00	-227.00 *
LATE AD VALOREM PAYMENTS				-227.00
TOTAL 36132 INTEREST ON AD VALOREM				-227.00
01001 36201 - ERATE REFUND		1.00	14,400.00	-14,400.00 *
LIBRARY INTERNET REBATE				-14,400.00

PROJECTION: 2022 FY2022

ACCOUNTS FOR:
 001 GENERAL FUND

VENDOR	QUANTITY	UNIT COST	2022 MGR REVIEW
TOTAL 36201 STATE LIBRARY ERATE REFUND			-14,400.00
01001 36322 - POLICE IMPACT FEE	1.00	37,853.00	-37,853.00 *
COLLECTED ON BUILDING PERMITS \$414 RESTRICTED FUND			-37,853.00
TOTAL 36322 POLICE IMPACT FEE			-37,853.00
01001 36410 - CEMETERY LOT SALES	1.00	10,225.00	-10,225.00 *
RESTRICTED FUND			-10,225.00
TOTAL 36410 CEMETERY LOT SALES			-10,225.00
01001 36943 - REIMB MAILING SURROUNDING PROP	1.00	521.00	-521.00 *
RESTRICTED FUND			-521.00
TOTAL 36943 REIMB MAILING SURROUNDING PRO			-10,225.00
01001 36944 - INVESTIGATIVE COST	1.00	4,897.00	-4,897.00 *
COUNTY COURT			-521.00
TOTAL 36944 COST OF CONVICTION - PD			-4,897.00
01001 36946 - REIMBURSEMENT MISC B&Z	1.00	6,778.00	-6,778.00 *
RESTRICTED FUND			-6,778.00
TOTAL 36946 REIMBURSEMENT MISC B&Z			-6,778.00
01001 36947 - REIMB PLANNING FEES	1.00	18,148.00	-18,148.00 *
EXPENSED IN 01524-30312			-18,148.00
TOTAL 36947 REIMB PLANNING FEES			-18,148.00
01001 36948 - REIMB ENGINEERING FEES	1.00	4,884.00	-4,884.00 *
EXPENSED IN 01524-30311			-4,884.00
TOTAL 36948 REIMB ENGINEERING FEES			-4,884.00

PROJECTION: 2022 FY2022

ACCOUNTS FOR:
 001 GENERAL FUND

	VENDOR	QUANTITY	UNIT COST	2022 MGR REVIEW
TOTAL 36948 REIMB ENGINEERING FEES				-4,884.00
01001 36990 - MISC REVENUE		1.00	4,006.00	-4,006.00 *
ADMIN FEES				-4,006.00
TOTAL 36990 MISC REVENUE				-4,006.00
01001 36991 - MISC REVENUE - PD		1.00	907.00	-907.00 *
REPORT FEES				-907.00
TOTAL 36991 MISC REVENUE - PD				-907.00
01001 36993 - FUEL TAX REFUNDS		1.00	5,640.00	-5,640.00 *
ST OF FL GAS CREDIT .143				-5,640.00
TOTAL 36993 FUEL TAX REFUNDS				-5,640.00
TOTAL 36 MISC. REVENUE				-177,844.00
38 NON REVENUES				
01001 38006 - XFR IN PUB SAFE IMPACT FEE FB		1.00	49,208.00	-49,208.00 *
POLICE CAR				-49,208.00
TOTAL 38006 XFER IN IMPACT FEES				-49,208.00
01001 38009 - XFER IN STORMWATER FBAL		1.00	100,000.00	-100,000.00 *
STORMWATER PROJECT				-100,000.00
TOTAL 38009 XFER IN STORMWATER FBAL				-100,000.00
01001 38012 - XFER IN BUILDING (PERMIT FEES)		1.00	880,561.00	-880,561.00 *
COVER B&Z BUDGET				-880,561.00

PROJECTION: 2022 FY2022

ACCOUNTS FOR:
 001 GENERAL FUND

	VENDOR	QUANTITY	UNIT COST	2022 MGR REVIEW
TOTAL 38012 XFER IN BUILDING (PERMIT FEES				-880,561.00
01001 38150 - XFER IN REDEVELOPMENT				-43,342.00 *
		1.00	43,342.00	-43,342.00
20% CM SALARY & BENEFIT EXPENSED IN 20581-90916				
10% TREASURER WAGES & BENEFITS EXPENSED IN 20581-90916				
TOTAL 38150 XFER IN REDEVELOPMENT				-43,342.00
TOTAL 38 NON REVENUES				-1,073,111.00
TOTAL 01001 GENERAL FUND REVENUES				-9,183,439.00

808jmich | NEXT YEAR / CURRENT YEAR BUDGET ANALYSIS
 PROJECTION: FY2022 BUDGET

ACCOUNTS FOR:		2020	2021	2022	CHANGE	
LEGISLATIVE		ACTUAL	REVISED BUD	PROPOSED	FM FY2021	
1511	LEGISLATIVE					
10130	STIPENDS-COMMISSION	31,800	60,000	60,000	0	0%
10131	STIPENDS-P&Z	3,760	4,020	4,020	0	0%
10210	FICA	2,720	4,899	4,899	0	0%
10233	LIFE INSURANCE	971	1,080	1,080	0	0%
10240	WORKERS COMPENSATION	96	150	116	-34	-23%
	PERSONAL SERVICES	39,348	70,149	70,115	-34	0%
30340	CONTRACTUAL SERVICES	249	5,725	6,025	300	5%
30400	TRAVEL/PER DIEM	168	5,000	6,500	1,500	30%
30410	COMMUNICATIONS	3,017	3,024	3,060	36	1%
30420	POSTAGE	0	50	50	0	0%
30450	INSURANCE	1,687	1,856	2,427	571	31%
30463	EQUIPMENT REPAIRS/MAIN	0	200	200	0	0%
30470	PRINTING & COPYING	0	200	200	0	0%
30490	MISC EXPENSE	0	3,000	3,000	0	0%
30510	OFFICE SUPPLIES	0	400	400	0	0%
30511	RECORDING TAPES	0	20	0	-20	
30520	SUPPLIES	149	3,710	4,310	600	16%
30542	TRAINING & EDUCATION	34	2,750	3,250	500	18%
30544	MEMBERSHIPS	1,872	980	2,130	1,150	117%
	OPERATING EXPENSES	7,177	26,915	31,552	4,637	17%
60640	EQUIPMENT PURCHA	0	0	0	0	
	CAPITAL OUTLAY	0	0	0	0	
	LEGISLATIVE	46,525	97,064	101,667	4,603	5%

PROJECTION: 2022 FY2022

FOR PERIOD 99

ACCOUNTS FOR:

001 GENERAL FUND	2020 ACTUAL	2021 ORIG BUD	2021 REVISED BUD	2021 ACTUAL	2021 PROJECTION	2022 MGR REVIEW	PCT CHANGE
<u>01511 LEGISLATIVE</u>							
<u>10 PERSONAL SERVICES</u>							
10130 STIPENDS-COMMISS	31,800.00	60,000.00	60,000.00	47,650.00	60,000.00	60,000.00	.0%
10131 STIPENDS-P&Z	3,760.00	4,020.00	4,020.00	3,210.00	4,020.00	4,020.00	.0%
10210 FICA	2,720.43	4,899.00	4,899.00	3,890.82	2,742.00	4,899.00	.0%
10233 LIFE INSURANCE	971.23	1,080.00	1,080.00	597.68	1,080.00	1,080.00	.0%
10240 WORKERS COMPENSA	96.29	150.00	150.00	73.32	90.00	116.00	-22.7%
10 PERSONAL SERVICES	39,347.95	70,149.00	70,149.00	55,421.82	67,932.00	70,115.00	.0%
<u>30 OPERATING EXPENSES</u>							
30340 CONTRACTUAL SERV	248.64	5,725.00	5,725.00	900.00	5,725.00	6,025.00	5.2%
30400 TRAVEL/PER DIEM	168.00	5,000.00	5,000.00	377.00	5,000.00	6,500.00	30.0%
30410 COMMUNICATIONS	3,017.16	3,024.00	3,024.00	2,262.95	2,244.00	3,060.00	1.2%
30420 POSTAGE	.00	50.00	50.00	.00	50.00	50.00	.0%
30450 INSURANCE	1,687.00	1,856.09	1,856.09	1,741.06	3,032.00	2,427.00	30.8%
30463 EQUIPMENT REPAIR	.00	200.00	200.00	.00	200.00	200.00	.0%
30470 PRINTING & COPYI	.00	200.00	200.00	.00	200.00	200.00	.0%
30490 MISC EXPENSE	.00	3,000.00	3,000.00	.00	3,000.00	3,000.00	.0%
30510 OFFICE SUPPLIES	.00	400.00	400.00	1,144.09	400.00	400.00	.0%
30511 RECORDING MEDIA	.00	20.00	20.00	.00	.00	.00	-100.0%
30520 SUPPLIES	149.45	3,710.00	3,710.00	142.65	3,710.00	4,310.00	16.2%
30542 TRAINING & EDUCA	34.38	2,750.00	2,750.00	525.00	2,600.00	3,250.00	18.2%
30544 MEMBERSHIPS	1,872.29	980.00	980.00	1,758.00	980.00	2,130.00	117.3%
30 OPERATING EXPENSES	7,176.92	26,915.09	26,915.09	8,850.75	27,141.00	31,552.00	17.2%
01511 LEGISLATIVE	46,524.87	97,064.09	97,064.09	64,272.57	95,073.00	101,667.00	4.7%

PROJECTION: 2022 FY2022

ACCOUNTS FOR:
 001 GENERAL FUND

01511 LEGISLATIVE
 10 PERSONAL SERVICES
 01511 10130 - STIPENDS-COMMISSION

VENDOR QUANTITY UNIT COST 2022 MGR REVIEW

MAYOR STIPEND
 @ \$1000/MTH
 VICE MAYOR STIPEND
 @ \$1000/MTH
 3 COMMISSIONERS STIPENDS
 @ \$1000/MTH = \$3000/MTH

12.00 1,000.00 60,000.00 *
 12,000.00
 12.00 1,000.00 12,000.00
 12.00 3,000.00 36,000.00

TOTAL 10130 STIPENDS-COMMISSION
 01511 10131 - STIPENDS-P&Z

60,000.00
 4,020.00 *
 900.00

CHAIRPERSON
 @ \$75/MTH
 4 BOARDMEMBERS
 @ \$65/MTH = \$260/MTH

12.00 75.00
 12.00 260.00 3,120.00

TOTAL 10131 STIPENDS-P&Z
 01511 10210 - FICA

4,020.00
 4,899.00 *
 4,899.00

WAGES X .0765

1.00 4,899.00

TOTAL 10210 FICA
 01511 10233 - LIFE INSURANCE

4,899.00
 1,080.00 *
 1,080.00

\$25K LIFE INSURANCE - 5
 COMMISSION MEMBERS EST @
 \$18.00/MTH = \$216/YR

5.00 216.00

TOTAL 10233 LIFE INSURANCE
 01511 10240 - WORKERS COMPENSATION

1,080.00
 116.00 *
 116.00

BASES ON SALARY & RISK CODE

1.00 116.00

PROJECTION: 2022 FY2022

ACCOUNTS FOR:
 001 GENERAL FUND

	VENDOR	QUANTITY	UNIT COST	2022 MGR REVIEW
TOTAL 10240 WORKERS COMPENSATION				116.00
TOTAL 10 PERSONAL SERVICES				70,115.00
30 OPERATING EXPENSES				
01511 30340 - CONTRACTUAL SERVICES				6,025.00 *
		1.00	4,000.00	4,000.00
MUNI CODE - CODE OF ORDINANCES UPDATE		1.00	900.00	900.00
MUNICODE ONLINE		1.00	1,125.00	1,125.00
LEGAL REVIEW				
TOTAL 30340 CONTRACTUAL SERVICES				6,025.00
01511 30400 - TRAVEL/PER DIEM				6,500.00 *
		1.00	1,500.00	1,500.00
LEAGUE OF CITIES MTHLY LUNCHEONS		5.00	900.00	4,500.00
FL LEAGUE OF CITIES CONFERENCE HOTEL		1.00	500.00	500.00
MEALS/MILEAGE CONFERENCE				
TOTAL 30400 TRAVEL/PER DIEM				6,500.00
01511 30410 - COMMUNICATIONS				3,060.00 *
		12.00	255.00	3,060.00
VERIZON (5) TABLETS /PHONES				
TOTAL 30410 COMMUNICATIONS				3,060.00
01511 30420 - POSTAGE				50.00 *
		1.00	50.00	50.00
MAYOR'S CORRESPONDENCE				
TOTAL 30420 POSTAGE				50.00
01511 30450 - INSURANCE				2,427.00 *
		1.00	2,427.00	2,427.00
LIABILITY/PROPERTY/PUBLIC OFFICIALS				

PROJECTION: 2022 FY2022

ACCOUNTS FOR:
 001 GENERAL FUND

	VENDOR	QUANTITY	UNIT COST	2022 MGR REVIEW
TOTAL 30450 INSURANCE				2,427.00
01511 30463 - EQUIPMENT REPAIRS/MAINT		1.00	200.00	200.00 *
DIGITAL RECORDER, PA SYSTEM, TRANSCRIBER				
TOTAL 30463 EQUIPMENT REPAIRS/MAINT				200.00
01511 30470 - PRINTING & COPYING		1.00	200.00	200.00 *
CORRESPONDENCE, CARDS, SIGNS - MAYOR				
TOTAL 30470 PRINTING & COPYING				200.00
01511 30490 - MISC EXPENSE		1.00	3,000.00	3,000.00 *
CONTINGENCY BINDERS, PORTRAITS, LAPTOP				
TOTAL 30490 MISC EXPENSE				3,000.00
01511 30510 - OFFICE SUPPLIES		1.00	400.00	400.00 *
CALENDARS, PENS, ETC AWARDS, PLAQUES				
TOTAL 30510 OFFICE SUPPLIES				400.00
01511 30520 - SUPPLIES		20.00	40.00	4,310.00 *
SHIRTS - COMMISSION - 4 SHIRTS				
		5.00	125.00	625.00
MINUTES BOOK REPLACEMENTS				
		5.00	577.00	2,885.00
MINUTES BOOK REPLACEMENTS SET OF 5 = \$576.50				
TOTAL 30520 SUPPLIES				4,310.00
01511 30542 - TRAINING & EDUCATION		5.00	450.00	3,250.00 *
FLORIDA LEAGUE OF CITIES CONFERENCE REGISTRATION FOR 5 COMMISSIONERS				
		1.00	250.00	250.00

PROJECTION: 2022 FY2022

ACCOUNTS FOR:
 001 GENERAL FUND

	VENDOR	QUANTITY	UNIT COST	2022 MGR REVIEW
IEMO REGISTRATION		1.00	600.00	600.00
CLASS REGISTRATIONS		1.00	150.00	150.00
LAKE COUNTY DAYS				
TOTAL 30542 TRAINING & EDUCATION				3,250.00
01511 30544 - MEMBERSHIPS		1.00	1,400.00	2,130.00 *
FLORIDA LEAGUE OF CITIES		1.00	350.00	1,400.00
LAKE COUNTY LEAGUE OF CITIES		1.00	350.00	350.00
FLORIDA LEAGUE OF MAYORS		1.00	350.00	350.00
WEMG		1.00	30.00	30.00
TOTAL 30544 MEMBERSHIPS				2,130.00
TOTAL 30 OPERATING EXPENSES				31,552.00
TOTAL 01511 LEGISLATIVE				101,667.00

808jmich | NEXT YEAR / CURRENT YEAR BUDGET ANALYSIS
 PROJECTION: FY2022 BUDGET

ACCOUNTS FOR:	2020	2021	2022	CHANGE	
		REVISED		FM	
EXECUTIVE	ACTUAL	BUD	PROPOSED	FY2021	
1512 EXECUTIVE					
10110 SALARY	211,768	240,580	255,342	14,762	6%
10111 BONUS	0	3,464	3,655	191	6%
10120 WAGES	222	0	0	0	
10121 BONUS	0	0	0	0	
10158 VEHICLE ALLOWANCE	500	6,000	7,200	1,200	20%
10210 FICA	15,352	20,557	21,854	1,297	6%
10220 RETIREMENT	15,993	21,671	24,666	2,995	14%
10230 HOSPITALIZATION	22,920	27,629	31,224	3,594	13%
10233 LIFE INSURANCE	601	378	378	0	0%
10236 DENTAL INSURANCE	659	783	886	103	13%
10240 WORKERS COMPENSATIO	567	571	476	-95	-17%
PERSONAL SERVICES	268,581	321,633	345,680	24,047	7%
30340 CONTRACTUAL SERVICES	23,287	75,035	114,035	39,000	52%
30400 TRAVEL/PER DIEM	2,588	9,000	9,000	0	0%
30410 COMMUNICATIONS	1,068	1,104	1,104	0	0%
30420 POSTAGE	769	3,500	3,500	0	0%
30450 INSURANCE	5,797	6,378	8,340	1,962	31%
30463 EQUIPMENT REPAIRS/MA	0	100	100	0	0%
30470 PRINTING & COPYING	443	3,000	3,000	0	0%
30510 OFFICE SUPPLIES	6,267	3,408	3,408	0	0%
30520 SUPPLIES	6,698	0	0	0	
30540 PROFESSIONAL BOOKS	369	10,350	10,350	0	0%
30541 SUBSCRIPTIONS	4,460	500	1,000	500	100%
30542 TRAINING & EDUCATION	3,787	6,125	7,500	1,375	22%
30544 MEMBERSHIPS	3,041	3,695	4,000	305	8%
OPERATING EXPENSES	58,574	122,195	165,337	43,142	35%
60640 EQUIPMENT PURCHASES	5,670	11,000	0	-11,000	
CAPITAL OUTLAY	5,670	11,000	0	-11,000	0%
EXECUTIVE	332,825	454,829	511,017	56,188	12%

PROJECTION: 2022 FY2022

FOR PERIOD 99

ACCOUNTS FOR:

001 GENERAL FUND	2020 ACTUAL	2021 ORIG BUD	2021 REVISED BUD	2021 ACTUAL	2021 PROJECTION	2022 MGR REVIEW	PCT CHANGE
<u>01512 EXECUTIVE</u>							
<u>10 PERSONAL SERVICES</u>							
10110 SALARY	211,767.64	240,579.96	240,579.96	182,849.21	116,685.82	255,341.95	6.1%
10111 BONUS	.00	3,464.00	3,464.00	2,375.96	1,223.50	3,655.00	5.5%
10120 WAGES	222.12	.00	.00	563.68	.00	.00	.0%
10121 BONUS	.00	.00	.00	370.80	.00	.00	.0%
10151 HOLIDAY PAY	.00	.00	.00	516.00	.00	.00	.0%
10158 VEHICLE ALLOWANC	500.00	6,000.00	6,000.00	1,200.00	6,000.00	7,200.00	20.0%
10210 FICA	15,351.86	20,556.74	20,556.74	13,787.90	20,731.03	21,854.00	6.3%
10220 RETIREMENT	15,993.29	21,671.35	21,671.35	16,021.54	14,035.00	24,665.88	13.8%
10230 HEALTH INSURANCE	22,919.80	27,629.28	27,629.28	18,105.04	26,077.90	31,223.50	13.0%
10233 LIFE INSURANCE	600.62	378.00	378.00	239.36	378.00	378.00	.0%
10236 DENTAL INSURANCE	659.02	782.88	782.88	521.92	1,111.29	885.50	13.1%
10240 WORKERS COMPENSA	566.56	571.06	571.06	449.60	628.00	476.00	-16.6%
10 PERSONAL SERVICES	268,580.91	321,633.27	321,633.27	237,001.01	186,870.54	345,679.83	7.5%
<u>30 OPERATING EXPENSES</u>							
30340 CONTRACTUAL SERV	23,287.40	65,035.00	75,035.00	22,114.30	9,700.00	114,035.00	52.0%
30400 TRAVEL/PER DIEM	2,587.61	9,000.00	9,000.00	5,003.11	9,000.00	9,000.00	.0%
30410 COMMUNICATIONS	1,068.07	1,104.00	1,104.00	1,108.51	1,104.00	1,104.00	.0%
30420 POSTAGE	768.95	3,500.00	3,500.00	394.37	3,500.00	3,500.00	.0%
30450 INSURANCE	5,797.28	6,378.28	6,378.28	5,983.03	9,852.00	8,340.00	30.8%
30463 EQUIPMENT REPAIR	.00	100.00	100.00	.00	100.00	100.00	.0%

07/12/2021 14:31
808jmicb

CITY OF FRUITLAND PARK
NEXT YEAR / CURRENT YEAR BUDGET ANALYSIS

P 9
bgnyrpts

PROJECTION: 2022 FY2022

FOR PERIOD 99

ACCOUNTS FOR:

001 GENERAL FUND	2020 ACTUAL	2021 ORIG BUD	2021 REVISED BUD	2021 ACTUAL	2021 PROJECTION	2022 MGR REVIEW	PCT CHANGE
30470 PRINTING & COPYI	443.03	3,000.00	3,000.00	65.75	3,000.00	3,000.00	.0%
30510 OFFICE SUPPLIES	6,267.33	3,408.00	3,408.00	3,567.77	3,408.00	3,408.00	.0%
30520 SUPPLIES	6,698.26	.00	.00	668.49	.00	.00	.0%
30540 PROFESSIONAL BOO	369.20	10,350.00	10,350.00	.00	10,350.00	10,350.00	.0%
30541 SUBSCRIPTIONS	4,459.60	500.00	500.00	1,531.96	154.00	1,000.00	100.0%
30542 TRAINING & EDUCA	3,786.91	6,125.00	6,125.00	4,209.39	2,000.00	7,500.00	22.4%
30544 MEMBERSHIPS	3,040.66	3,695.00	3,695.00	2,446.02	1,460.00	4,000.00	8.3%
30 OPERATING EXPENSES	58,574.30	112,195.28	122,195.28	47,092.70	53,628.00	165,337.00	35.3%
<hr/>							
60 CAPITAL OUTLAY							
60640 EQUIPMENT PURCHA	5,669.99	11,000.00	11,000.00	16,671.07	.00	.00	-100.0%
60 CAPITAL OUTLAY	5,669.99	11,000.00	11,000.00	16,671.07	.00	.00	-100.0%
01512 EXECUTIVE	332,825.20	444,828.55	454,828.55	300,764.78	240,498.54	511,016.83	12.4%

07/12/2021 14:37
808jmich

CITY OF FRUITLAND PARK
NEXT YEAR BUDGET DETAIL REPORT

P 17
bgnyrpts

PROJECTION: 2022 FY2022

ACCOUNTS FOR:
001 GENERAL FUND

01512 EXECUTIVE

10 PERSONAL SERVICES

01512 10110 - SALARY

MANAGER (GL)
\$59.09/HR, 2080 HRS
(1/2 GF, 1/2 UT)

CLERK (EL)
\$39.14/HR 2080 HRS

DEPUTY CLERK (VAC)
\$25.75/HR X 2080 HRS

HR DIRECTOR (JH)
\$28.33/HR X 2080 HRS

VENDOR QUANTITY UNIT COST 2022 MGR REVIEW

.50 122,909.50 255,341.95 *
61,454.75

1.00 81,411.20 81,411.20

1.00 53,560.00 53,560.00

1.00 58,916.00 58,916.00

TOTAL 10110 SALARY
01512 10111 - BONUS

X-MAS BONUS 3 X 8 HOUR DAY

1.00 3,655.00 255,341.95
3,655.00 *
3,655.00

TOTAL 10111 BONUS
01512 10158 - VEHICLE ALLOWANCE

CM VEHICLE ALLOWANCE
\$500/MTHLY

12.00 600.00 3,655.00
7,200.00 *
7,200.00

TOTAL 10158 VEHICLE ALLOWANCE
01512 10210 - FICA

WAGES X .0765

1.00 21,854.00 7,200.00
21,854.00 *
21,854.00

TOTAL 10210 FICA
01512 10220 - RETIREMENT

WAGES X .05 ICMA
WAGES X .10 FRS

1.00 24,665.88 21,854.00
24,665.88 *
24,665.88

PROJECTION: 2022 FY2022

ACCOUNTS FOR:
 001 GENERAL FUND

	VENDOR	QUANTITY	UNIT COST	2022 MGR REVIEW
TOTAL 10220 RETIREMENT				24,665.88
01512 10230 - HEALTH INSURANCE		3.50	8,921.00	31,223.50 *
3.5 FT POSITIONS @ \$743.39/MTH = \$8921/YR				
TOTAL 10230 HEALTH INSURANCE				31,223.50
01512 10233 - LIFE INSURANCE		3.50	108.00	378.00 *
\$9.00 X 12 = \$108 X 3.5 FT POSITIONS				
TOTAL 10233 LIFE INSURANCE				378.00
01512 10236 - DENTAL INSURANCE		3.50	253.00	885.50 *
\$21.06/MTH = \$253YR X 3.5 FT POSITIONS				
TOTAL 10236 DENTAL INSURANCE				885.50
01512 10240 - WORKERS COMPENSATION		1.00	476.00	476.00 *
BASED ON WAGES & RISK CODE				
TOTAL 10240 WORKERS COMPENSATION				476.00
TOTAL 10 PERSONAL SERVICES				345,679.83
<u>30 OPERATING EXPENSES</u>				
01512 30340 - CONTRACTUAL SERVICES		1.00	2,000.00	114,035.00 *
RECORDS DESTRUCTION				
		1.00	10,180.00	10,180.00
MCCI RECORDS MGT SUPPORT \$2370 10 USERS & AUDIT TRAIL \$1890 TRAINING CTR \$1620 MUNICODE				
		1.00	5,000.00	5,000.00
SOCIAL MEDIA - FACEBOOK ARCHIVE				
		1.00	4,800.00	4,800.00
MUNIS BUSINESS LICENSES				
		1.00	3,500.00	3,500.00
DIGITAL RECORDING SYSTEM				
		1.00	5,900.00	5,900.00

PROJECTION: 2022 FY2022

ACCOUNTS FOR:
 001 GENERAL FUND

	VENDOR	QUANTITY	UNIT COST	2022 MGR REVIEW
MUNIS IMPLEMENTATION BUSINESS LICENSE ONLINE		1.00	18,705.00	18,705.00
LASERFICHE ELECTRONIC FORMS		1.00	10,000.00	10,000.00
CHARTER REVIEW / CODIFICATION		5.00	90.00	450.00
ASL VIDEO INTERPRETING \$90/HR FOR MTGS		1.00	5,000.00	5,000.00
VERITONE (VIDEO/DIGITAL) RECORDS REDACTION		1.00	2,500.00	2,500.00
BIS MAINTENANCE UPGRADE		1.00	1,000.00	1,000.00
IMPLEMENTATION OF TYLER FORMS FOR BUSINESS LICENSES		1.00	45,000.00	45,000.00
RECORDS MANAGEMENT				
TOTAL 30340 CONTRACTUAL SERVICES				114,035.00
01512 30400 - TRAVEL/PER DIEM		1.00	3,000.00	9,000.00 *
FL LEAGUE OF CITIES CONFERENCE - CM		1.00	6,000.00	3,000.00
CC/DEPUTY				
TOTAL 30400 TRAVEL/PER DIEM				9,000.00
01512 30410 - COMMUNICATIONS		12.00	92.00	1,104.00 *
CM VERIZON PHONE/TABLET 1 X \$90/MO X 12				1,104.00
TOTAL 30410 COMMUNICATIONS				1,104.00
01512 30420 - POSTAGE		1.00	500.00	3,500.00 *
POSTAGE - MANAGER, CLERK & SECRETARY		1.00	3,000.00	500.00
(500) OCCUPATIONAL LICENSE 2 MAILINGS				

PROJECTION: 2022 FY2022

ACCOUNTS FOR:
 001 GENERAL FUND

	VENDOR	QUANTITY	UNIT COST	2022 MGR REVIEW
TOTAL 30420 POSTAGE				3,500.00
01512 30450 - INSURANCE		1.00	8,340.00	8,340.00 *
LIABILITY/PROPERTY/PUBLIC OFFICIALS & AUTO				8,340.00
TOTAL 30450 INSURANCE				8,340.00
01512 30463 - EQUIPMENT REPAIRS/MAINT		1.00	100.00	100.00 *
SCANNER ROLLERS				100.00
TOTAL 30463 EQUIPMENT REPAIRS/MAINT				100.00
01512 30470 - PRINTING & COPYING		1.00	3,000.00	3,000.00 *
DISTRICTS MAPS, MINUTES				3,000.00
TOTAL 30470 PRINTING & COPYING				3,000.00
01512 30510 - OFFICE SUPPLIES		1.00	1,500.00	3,408.00 *
LETTERHEAD, ENVELOPES, ETC		1.00	1,908.00	1,500.00
TONER				1,908.00
TOTAL 30510 OFFICE SUPPLIES				3,408.00
01512 30540 - PROFESSIONAL BOOKS		1.00	350.00	10,350.00 *
FL STATUTES		1.00	10,000.00	350.00
ORDINANCE BINDING \$20,000 MOVED TO FY2018 CC REDUCED TO \$5000				10,000.00
TOTAL 30540 PROFESSIONAL BOOKS				10,350.00
01512 30541 - SUBSCRIPTIONS		1.00	90.00	1,000.00 *
DAILY COMMERCIAL		1.00	210.00	90.00
DAILY SUN		1.00	200.00	210.00
NESPAPER ARCHIVES		1.00	500.00	200.00
HR				500.00

PROJECTION: 2022 FY2022

ACCOUNTS FOR:
 001 GENERAL FUND

	VENDOR	QUANTITY	UNIT COST	2022 MGR REVIEW
TOTAL 30541 SUBSCRIPTIONS				1,000.00
01512 30542 - TRAINING & EDUCATION		1.00	2,500.00	7,500.00 *
FCCMA ANNUAL CONFERENCES - CM				2,500.00
FACC CONFERENCE -CC				
FL LEAGUE OF CITIES CONFERENCE				
- CM, CC				
IIMC ONLINE COURSE - CC				
FABTO CONFERENCE		1.00	1,200.00	1,200.00
LASERFICHE RENEWAL		1.00	75.00	75.00
LSSHRM CONFERENCE		1.00	2,100.00	2,100.00
DEPUTY		1.00	250.00	250.00
AIP PARLIAMENTARY COURSE		1.00	1,375.00	1,375.00
HR TRAINING				
TOTAL 30542 TRAINING & EDUCATION				7,500.00
01512 30544 - MEMBERSHIPS		1.00	300.00	4,000.00 *
FCCMA - CITY MANAGER		2.00	300.00	600.00
FACC - CITY CLERK, DEPUTY CLERK		2.00	310.00	620.00
IIMC - CITY CLERK, DEPUTY CLERK		2.00	185.00	370.00
SHRM NATIONAL		3.00	150.00	450.00
NOTARY		1.00	205.00	205.00
ARMA		1.00	150.00	150.00
LSSHRM MEMBERSHIP		1.00	1,000.00	1,000.00
AEA/USWPA		1.00	305.00	305.00
HR				

07/12/2021 14:37 | CITY OF FRUITLAND PARK
808jmich | NEXT YEAR BUDGET DETAIL REPORT

| P 22
| bgnyrpts

PROJECTION: 2022 FY2022

ACCOUNTS FOR:
001 GENERAL FUND

VENDOR	QUANTITY	UNIT COST	2022 MGR REVIEW
TOTAL 30544 MEMBERSHIPS			4,000.00
TOTAL 30 OPERATING EXPENSES			165,337.00
TOTAL 01512 EXECUTIVE			511,016.83

808jmich | NEXT YEAR / CURRENT YEAR BUDGET ANALYSIS
 PROJECTION: FY2022 BUDGET

ACCOUNTS FOR:		2020	2021	2022	CHANGE	
			REVISED		FM	
FINANCE DEPARTMENT		ACTUAL	BUD	PROPOSED	FY2021	
1513	FINANCE DEPARTMENT					
10110	SALARY	130,905	136,054	132,658	-3,396	-2%
10111	BONUS	0	1,570	1,531	-39	-2%
10120	WAGES	42,637	41,600	74,048	32,448	78%
10121	BONUS	0	480	854	374	78%
10140	OVERTIME	59	4,000	4,000	0	0%
10210	FICA	12,837	15,443	17,913	2,470	16%
10220	RETIREMENT	15,208	18,165	22,799	4,634	26%
10230	HOSPITALIZATION	9,451	23,682	35,684	12,002	51%
10233	LIFE INSURANCE	199	324	432	108	33%
10236	DENTAL INSURANCE	473	671	1,012	341	51%
10240	WORKERS COMPENSA	434	429	392	-37	-9%
	PERSONAL SERVICES	212,203	242,418	291,323	48,905	20%
30320	AUDIT FEES	12,000	15,150	15,550	400	3%
30340	CONTRACTUAL SERV	0	0	1,400	1,400	
30400	TRAVEL/PER DIEM	592	7,720	7,720	0	0%
30410	COMMUNICATIONS	0	480	0	-480	-100%
30420	POSTAGE	1,221	1,300	1,400	100	8%
30450	INSURANCE	4,905	5,397	7,057	1,660	31%
30463	EQUIPMENT REPAIRS/	0	750	1,000	250	33%
30465	SERVICE CONTRACTS	0	6,100	6,100	0	0%
30470	PRINTING & COPYING	533	1,635	1,355	-280	-17%
30490	MISC EXPENSE	460	684	744	60	9%
30510	OFFICE SUPPLIES	4,013	4,100	5,700	1,600	39%
30520	SUPPLIES	6,435	500	800	300	60%
30540	PROFESSIONAL BOOKS	0	160	160	0	0%
30542	TRAINING & EDUCATI	129	1,940	2,260	320	16%
30544	MEMBERSHIPS	410	310	630	320	103%
30545	TUITION REIMBURSE	0	500	0	-500	-100%
	OPERATING EXPENSES	30,699	46,726	51,876	5,150	11%
60640	EQUIPMENT PURCHA	0	0	2,000	2,000	
	CAPITAL OUTLAY	0	0	2,000	2,000	
90990	CONTINGENCY FUND	0	41,800	102,039	60,239	144%
	NON-OPERATING	0	41,800	102,039	60,239	144%
	FINANCE DEPARTMENT	242,902	330,944	447,238	116,294	35%

07/12/2021 14:31
808jmich

CITY OF FRUITLAND PARK
NEXT YEAR / CURRENT YEAR BUDGET ANALYSIS

P 10
bgnyrpts

PROJECTION: 2022 FY2022

FOR PERIOD 99

ACCOUNTS FOR:

001 GENERAL FUND	2020 ACTUAL	2021 ORIG BUD	2021 REVISED BUD	2021 ACTUAL	2021 PROJECTION	2022 MGR REVIEW	PCT CHANGE
<u>01513 FINANCE DEPARTMENT</u>							
<u>10 PERSONAL SERVICES</u>							
10110 SALARY	130,904.96	136,053.62	136,053.62	97,090.56	66,002.00	132,658.00	-2.5%
10111 BONUS	.00	1,570.00	1,570.00	1,134.08	762.00	1,531.00	-2.5%
10120 WAGES	42,637.41	41,600.00	41,600.00	29,792.00	14,345.00	74,048.00	78.0%
10121 BONUS	.00	480.00	480.00	456.00	510.00	854.00	77.9%
10140 OVERTIME	58.90	4,000.00	4,000.00	7.13	4,000.00	4,000.00	.0%
10151 HOLIDAY PAY	.00	.00	.00	647.36	.00	.00	.0%
10210 FICA	12,836.58	15,443.00	15,443.00	9,738.20	10,351.00	17,913.00	16.0%
10220 RETIREMENT	15,207.58	18,165.00	18,165.00	12,906.78	7,804.00	22,799.00	25.5%
10230 HEALTH INSURANCE	9,450.74	23,682.24	23,682.24	10,525.92	18,951.50	35,684.00	50.7%
10233 LIFE INSURANCE	199.11	324.00	324.00	190.80	216.35	432.00	33.3%
10236 DENTAL INSURANCE	473.19	671.04	671.04	447.36	807.60	1,012.00	50.8%
10240 WORKERS COMPENSA	434.45	429.00	429.00	347.48	320.00	392.00	-8.6%
10 PERSONAL SERVICES	212,202.92	242,417.90	242,417.90	163,283.67	124,069.45	291,323.00	20.2%
<u>30 OPERATING EXPENSES</u>							
30320 AUDIT FEES	12,000.00	15,150.00	15,150.00	9,750.00	8,750.00	15,550.00	2.6%
30340 CONTRACTUAL SERV	.00	.00	.00	243.00	.00	1,400.00	.0%
30400 TRAVEL/PER DIEM	592.30	7,720.00	7,720.00	.00	4,320.00	7,720.00	.0%
30410 COMMUNICATIONS	.00	480.00	480.00	.00	480.00	.00	-100.0%
30420 POSTAGE	1,221.25	1,300.00	1,300.00	912.80	1,200.00	1,400.00	7.7%
30450 INSURANCE	4,905.20	5,396.81	5,396.81	5,062.42	8,852.00	7,057.00	30.8%

PROJECTION: 2022 FY2022

FOR PERIOD 99

ACCOUNTS FOR:

001 GENERAL FUND	2020 ACTUAL	2021 ORIG BUD	2021 REVISED BUD	2021 ACTUAL	2021 PROJECTION	2022 MGR REVIEW	PCT CHANGE
30463 EQUIPMENT REPAIR	.00	750.00	750.00	.00	750.00	1,000.00	33.3%
30465 SERVICE CONTRACT	.00	6,100.00	6,100.00	50.00	6,100.00	6,100.00	.0%
30470 PRINTING & COPYI	533.00	1,635.00	1,635.00	573.50	1,355.00	1,355.00	-17.1%
30490 MISC EXPENSE	460.00	684.00	684.00	.00	684.00	744.00	8.8%
30510 OFFICE SUPPLIES	4,013.20	4,100.00	4,100.00	3,351.29	4,100.00	5,700.00	39.0%
30520 SUPPLIES	6,434.68	500.00	500.00	690.45	.00	800.00	60.0%
30540 PROFESSIONAL BOO	.00	160.00	160.00	.00	160.00	160.00	.0%
30542 TRAINING & EDUCA	129.00	1,940.00	1,940.00	100.00	1,940.00	2,260.00	16.5%
30544 MEMBERSHIPS	410.00	310.00	310.00	173.00	265.00	630.00	103.2%
30545 TUITION REIMBURS	.00	500.00	500.00	.00	.00	.00	-100.0%
30 OPERATING EXPENSES	30,698.63	46,725.81	46,725.81	20,906.46	38,956.00	51,876.00	11.0%
<hr/>							
60 CAPITAL OUTLAY							
60640 EQUIPMENT PURCHA	.00	.00	.00	.00	.00	2,000.00	.0%
60 CAPITAL OUTLAY	.00	.00	.00	.00	.00	2,000.00	.0%
<hr/>							
90 NON-OPERATING							
90990 CONTINGENCY FUND	.00	51,800.00	41,800.00	.00	.00	102,039.00	144.1%
90 NON-OPERATING	.00	51,800.00	41,800.00	.00	.00	102,039.00	144.1%
01513 FINANCE DEPARTME	242,901.55	340,943.71	330,943.71	184,190.13	163,025.45	447,238.00	35.1%

PROJECTION: 2022 FY2022

ACCOUNTS FOR:
 001 GENERAL FUND

01513 FINANCE DEPARTMENT

10 PERSONAL SERVICES

01513 10110 - SALARY

FINANCE DIRECTOR
 \$41.12 X 2080 HOURS (JR)

DEPUTY FINANCE (SP)
 \$22.66/HR X 2080 HOURS

VENDOR QUANTITY UNIT COST 2022 MGR REVIEW

1.00 85,525.00 132,658.00 *
 85,525.00

1.00 47,133.00 47,133.00

TOTAL 10110 SALARY

01513 10111 - BONUS

X-MAS BONUS 3 X 8 HOUR DAY CT

132,658.00
 1,531.00 *
 1,531.00

1.00 1,531.00

TOTAL 10111 BONUS

01513 10120 - WAGES

SENIOR FINANCE SPECIALIST (PH)
 \$20.60/HOUR 2080 HOURS

FINANCE CLERK (NEW)
 PERMITS/BILLING
 \$15.00/HO

1.00 42,848.00 74,048.00 *
 42,848.00

1.00 31,200.00 31,200.00

TOTAL 10120 WAGES

01513 10121 - BONUS

X-MAS BONUS 3 X 8 HOUR DAY

74,048.00
 854.00 *
 854.00

1.00 854.00

TOTAL 10121 BONUS

01513 10140 - OVERTIME

OVERTIME

1.00 4,000.00 854.00
 4,000.00 *
 4,000.00

PROJECTION: 2022 FY2022

ACCOUNTS FOR:
 001 GENERAL FUND

	VENDOR	QUANTITY	UNIT COST	2022 MGR REVIEW
TOTAL 10140 OVERTIME				4,000.00
01513 10210 - FICA		1.00	17,913.00	17,913.00 *
WAGES X .0765				17,913.00
TOTAL 10210 FICA				17,913.00
01513 10220 - RETIREMENT		1.00	22,799.00	22,799.00 *
WAGES X .05 ICMA				22,799.00
WAGES X .10 FRS				
TOTAL 10220 RETIREMENT				22,799.00
01513 10230 - HEALTH INSURANCE		4.00	8,921.00	35,684.00 *
4 FT @ \$743.39/MTH = \$8921/YR				35,684.00
TOTAL 10230 HEALTH INSURANCE				35,684.00
01513 10233 - LIFE INSURANCE		4.00	108.00	432.00 *
4 @ \$9.00/MTH = \$108/YR				432.00
TOTAL 10233 LIFE INSURANCE				432.00
01513 10236 - DENTAL INSURANCE		4.00	253.00	1,012.00 *
4 @ \$21.06/MTH = \$253/YR				1,012.00
TOTAL 10236 DENTAL INSURANCE				1,012.00
01513 10240 - WORKERS COMPENSATION		1.00	392.00	392.00 *
WAGES X RISK CODE				392.00
TOTAL 10240 WORKERS COMPENSATION				392.00
TOTAL 10 PERSONAL SERVICES				291,323.00
30 OPERATING EXPENSES				
01513 30320 - AUDIT FEES		.50	20,500.00	15,550.00 *
HALF AUDIT EXPENSE (\$25,500)				10,250.00

PROJECTION: 2022 FY2022

ACCOUNTS FOR:
 001 GENERAL FUND

	VENDOR	QUANTITY	UNIT COST	2022 MGR REVIEW
CAFR				
SINGLE AUDIT (\$5300)		1.00	5,300.00	5,300.00
TOTAL 30320 AUDIT FEES				15,550.00
01513 30340 - CONTRACTUAL SERVICES		1.00	1,400.00	1,400.00 *
IMPLEMENTATION OF TYLER FORMS FINANCIAL				1,400.00
TOTAL 30340 CONTRACTUAL SERVICES				1,400.00
01513 30400 - TRAVEL/PER DIEM		5.00	1,000.00	7,720.00 *
FGFOA ANNUAL CONFERENCE - JUNE/NOV FINANCE STAFF TRAINING (TRAVEL, HOTEL) FGFOA CHAPTER MEETING (2-JR,DR,2-PH)		12.00	10.00	120.00
CC & FO MEETING/LUNCHEON @\$10 LEAGUE OF CITIES SPONSORS NIGHT		4.00	400.00	1,600.00
FGFOA ANNUAL CONFERENCE - JUNE/NOV FINANCE STAFF TRAINING PER DIEM (2-JR, SP, GB)		4.00	250.00	1,000.00
MILEAGE (2-JR, SP, GB)				
TOTAL 30400 TRAVEL/PER DIEM				7,720.00
01513 30420 - POSTAGE		1.00	1,400.00	1,400.00 *
PURCHASE ORDERS A/P CHECKS VENDOR MAILINGS W-2'S 1099'S CAFR'S				1,400.00

PROJECTION: 2022 FY2022

ACCOUNTS FOR:
 001 GENERAL FUND

	VENDOR	QUANTITY	UNIT COST	2022 MGR REVIEW
TOTAL 30420 POSTAGE				1,400.00
01513 30450 - INSURANCE				7,057.00 *
		1.00	7,057.00	7,057.00
				LIABILITY/PROPERTY/PUBLIC OFFICIALS
TOTAL 30450 INSURANCE				7,057.00
01513 30463 - EQUIPMENT REPAIRS/MAINT				1,000.00 *
		1.00	500.00	500.00
				(5) ADDING MACHINES, (4) PRINTERS
		1.00	500.00	500.00
				MMD
TOTAL 30463 EQUIPMENT REPAIRS/MAINT				1,000.00
01513 30465 - SERVICE CONTRACTS				6,100.00 *
		1.00	3,300.00	3,300.00
				PC SUPPORT MMD
		1.00	1,800.00	1,800.00
				SMS (SENSUS METERING SYSTEM)
		1.00	1,000.00	1,000.00
				RENEW ANTIVIRUS MICROTREND
TOTAL 30465 SERVICE CONTRACTS				6,100.00
01513 30470 - PRINTING & COPYING				1,355.00 *
		1.00	350.00	350.00
				GENERAL FUND CHECKS
		1.00	330.00	330.00
				PAYROLL CHECKS
		1.00	25.00	25.00
				BUSINESS CARDS
		1.00	200.00	200.00
				COFP RECEIPT BOOKS
		1.00	450.00	450.00
				BUDGET INDEXES & TABS
TOTAL 30470 PRINTING & COPYING				1,355.00
01513 30490 - MISC EXPENSE				744.00 *
		1.00	284.00	284.00
				SBOA ADMINISTRATION FEES
		1.00	460.00	460.00
				GFOA CERTIFICATE REVIEW FEE

PROJECTION: 2022 FY2022

ACCOUNTS FOR:
 001 GENERAL FUND

	VENDOR	QUANTITY	UNIT COST	2022 MGR REVIEW
TOTAL 30490 MISC EXPENSE				744.00
01513 30510 - OFFICE SUPPLIES				5,700.00 *
		1.00	2,500.00	2,500.00
		8.00	400.00	3,200.00
TOTAL 30510 OFFICE SUPPLIES				5,700.00
01513 30520 - SUPPLIES				800.00 *
		1.00	600.00	600.00
		1.00	200.00	200.00
TOTAL 30520 SUPPLIES				800.00
01513 30540 - PROFESSIONAL BOOKS				160.00 *
		1.00	160.00	160.00
TOTAL 30540 PROFESSIONAL BOOKS				160.00
01513 30542 - TRAINING & EDUCATION				2,260.00 *
		4.00	440.00	1,760.00
		1.00	500.00	500.00
TOTAL 30542 TRAINING & EDUCATION				2,260.00
01513 30544 - MEMBERSHIPS				630.00 *
		3.00	50.00	150.00
		3.00	160.00	480.00

PROJECTION: 2022 FY2022

ACCOUNTS FOR:
 001 GENERAL FUND

	VENDOR	QUANTITY	UNIT COST	2022 MGR REVIEW
TOTAL 30544 MEMBERSHIPS				630.00
TOTAL 30 OPERATING EXPENSES				51,876.00
<u>60 CAPITAL OUTLAY</u>				
01513 60640 - EQUIPMENT PURCHASES				2,000.00 *
DESK, CHAIR, COMPUTER FOR NEW CLERK		1.00	2,000.00	2,000.00
TOTAL 60640 EQUIPMENT PURCHASES				2,000.00
TOTAL 60 CAPITAL OUTLAY				2,000.00
<u>90 NON-OPERATING</u>				
01513 90990 - CONTINGENCY FINANCE				102,039.00 *
UNEXPECTED EXPENSES		1.00	102,039.00	102,039.00
TOTAL 90990 CONTINGENCY FUND				102,039.00
TOTAL 90 NON-OPERATING				102,039.00
TOTAL 01513 FINANCE DEPARTMENT				447,238.00

808jmich | NEXT YEAR / CURRENT YEAR BUDGET ANALYSIS
 PROJECTION: FY2022 BUDGET

ACCOUNTS FOR:		2020	2021	2022	CHANGE	
		ACTUAL	REVISED BUD	PROPOSED	FM	
LEGAL COUNSEL					FY2021	
1514	LEGAL COUNSEL					
30310	LEGAL FEES	67,191	72,000	72,000	0	0%
30492	LEGAL ADVERTISING	4,991	11,500	11,500	0	0%
30497	RECORDING/FILING FEES	0	1,800	1,800	0	0%
30498	INS RPR/CLAIM/SETTLEMT				0	
	OPERATING EXPENSES	72,182	85,300	85,300	0	0%
	LEGAL COUNSEL	72,182	85,300	85,300	0	0%

PROJECTION: 2022 FY2022

FOR PERIOD 99

ACCOUNTS FOR:

001 GENERAL FUND	2020 ACTUAL	2021 ORIG BUD	2021 REVISED BUD	2021 ACTUAL	2021 PROJECTION	2022 MGR REVIEW	PCT CHANGE
<hr/>							
01514 LEGAL COUNSEL							
30 OPERATING EXPENSES							
30310 LEGAL FEES	67,190.55	72,000.00	72,000.00	43,399.91	72,000.00	72,000.00	.0%
30492 LEGAL ADVERTISIN	4,991.30	11,500.00	11,500.00	1,846.40	11,500.00	11,500.00	.0%
30497 RECORDING/FILING	.00	1,800.00	1,800.00	.00	1,800.00	1,800.00	.0%
30 OPERATING EXPENSES	72,181.85	85,300.00	85,300.00	45,246.31	85,300.00	85,300.00	.0%
01514 LEGAL COUNSEL	72,181.85	85,300.00	85,300.00	45,246.31	85,300.00	85,300.00	.0%

PROJECTION: 2022 FY2022

ACCOUNTS FOR:
 001 GENERAL FUND

01514 LEGAL COUNSEL
 30 OPERATING EXPENSES

	VENDOR	QUANTITY	UNIT COST	2022 MGR REVIEW
01514 30310 - LEGAL FEES				72,000.00 *
		12.00	6,000.00	72,000.00
	CITY ATTORNEY ANN GERACI-CARVER DOTTY GREEN - LATHAM SHUKER EDEN			

TOTAL 30310 LEGAL FEES				72,000.00
01514 30492 - LEGAL ADVERTISING				11,500.00 *
		1.00	11,500.00	11,500.00
	LARGE & SMALL SCALE COMPREHENSIVE PLAN/MISC ORDINANCES/BUDGET/LOCAL PLANNING AGENCY ADS, ANNEXATION			

TOTAL 30492 LEGAL ADVERTISING				11,500.00
01514 30497 - RECORDING FEES				1,800.00 *
		1.00	1,800.00	1,800.00
	ANNEXATION, ORDINANCES, ETC			

TOTAL 30497 RECORDING/FILING FEES				1,800.00
TOTAL 30 OPERATING EXPENSES				85,300.00
TOTAL 01514 LEGAL COUNSEL				85,300.00

808jmich | NEXT YEAR / CURRENT YEAR BUDGET ANALYSIS
 PROJECTION: FY2022 BUDGET

ACCOUNTS FOR:		2020	2021	2022	CHANGE	
			REVISED		FM	
OTHER GEN GOVT SERVICES		ACTUAL	BUD	PROPOSED	FY2021	
1519	OTHER GEN GOVT SERVICES					
10120	WAGES	28,318	46,804	32,136	-14,668	-31%
10121	BONUS	0	540	371	-169	-31%
10210	FICA	2,065	3,980	2,733	-1,247	-31%
10220	RETIREMENT	2,510	4,680	3,477	-1,203	-26%
10230	HOSPITALIZATION	2,990	7,894	8,921	1,027	13%
10233	LIFE INSURANCE	0	108	108	0	0%
10236	DENTAL INSURANCE	255	224	253	29	13%
10240	WORKERS COMPENSATION	612	2,358	1,366	-992	-42%
10250	UNEMPLOYMENT COMPEN	3,300	6,000	6,000	0	0%
	PERSONAL SERVICES	40,050	72,587	55,365	-17,222	-24%
30313	PROFESSIONAL FEES	1,560	10,990	10,990	0	0%
30340	CONTRACTUAL SERVICES	88,015	100,941	128,781	27,840	28%
30344	BANK FEES/SERVICE CHAR	565	600	720	120	20%
30410	COMMUNICATIONS	25,426	22,120	25,504	3,384	15%
30420	POSTAGE	0	50	50	0	0%
30430	ELECTRIC	17,766	24,000	24,000	0	0%
30431	WATER	9,813	12,000	12,000	0	0%
30440	RENTAL OF EQUIPMENT	4,365	3,660	3,720	60	2%
30450	INSURANCE	16,014	17,619	23,039	5,420	31%
30462	VEHICLE REPAIRS/MAINT	805	1,000	2,000	1,000	100%
60463	EQUIPMENT REPAIRS/MAIL	0	1,224	1,224	0	0%
30464	FACILITIES REPAIRS/MAI	21,614	16,000	16,000	0	0%
30465	SERVICE CONTRACT	772	0	900	900	100%
30470	PRINTING & COPYING	994	1,000	1,000	0	0%
30480	ADVERTISING	5,668	1,800	1,500	-300	-17%
30481	GOODWILL	12,813	10,000	21,750	11,750	118%
30491	REDEVELOPMENT TAXES	183,533	243,508	292,767	49,259	20%
30510	OFFICE SUPPLIES	5,088	2,800	2,800	0	0%
30520	SUPPLIES	16,818	18,800	13,800	-5,000	-27%
30521	UNIFORMS	0	1,090	1,090	0	0%
30522	FUEL	199	500	2,500	2,000	400%
	OPERATING EXPENSES	411,829	489,702	586,135	96,432	20%
60625	CARES ACT PURCHA	0	363,592	0	-363,592	-100%
60640	EQUIPMENT	2,598	65,120	0	-65,120	-100%
	CAPITAL OUTLAY	2,598	428,712	0	-428,712	-100%
	OTHER GEN GOVT SERVICE	454,477	991,001	641,500	-349,502	-35%

07/12/2021 14:31
808jmtch

CITY OF FRUITLAND PARK
NEXT YEAR / CURRENT YEAR BUDGET ANALYSIS

P 13
bgnyrpts

PROJECTION: 2022 FY2022

FOR PERIOD 99

ACCOUNTS FOR:

001 GENERAL FUND	2020 ACTUAL	2021 ORIG BUD	2021 REVISED BUD	2021 ACTUAL	2021 PROJECTION	2022 MGR REVIEW	PCT CHANGE
<u>01519 OTHER GEN GOVT SERVICES</u>							
<u>10 PERSONAL SERVICES</u>							
10120 WAGES	28,318.32	46,803.54	46,803.54	24,465.00	24,251.97	32,136.00	-31.3%
10121 BONUS	.00	540.00	540.00	360.00	280.00	371.00	-31.3%
10151 HOLIDAY PAY	.00	.00	.00	120.00	.00	.00	.0%
10210 FICA	2,064.71	3,980.00	3,980.00	1,861.38	2,057.00	2,733.00	-31.3%
10220 RETIREMENT	2,509.71	4,680.00	4,680.00	2,468.34	1,862.00	3,477.00	-25.7%
10230 HEALTH INSURANCE	2,989.56	7,894.08	7,894.08	1,000.00	7,831.20	8,921.00	13.0%
10233 LIFE INSURANCE	.00	108.00	108.00	72.00	108.00	108.00	.0%
10236 DENTAL INSURANCE	255.23	223.68	223.68	149.12	333.72	253.00	13.1%
10240 WORKERS COMPENSA	612.46	2,358.00	2,358.00	1,224.92	1,269.00	1,366.00	-42.1%
10250 UNEMPLOYMENT COM	3,300.00	6,000.00	6,000.00	7,323.24	6,000.00	6,000.00	.0%
10 PERSONAL SERVICES	40,049.99	72,587.30	72,587.30	39,044.00	43,992.89	55,365.00	-23.7%
<u>30 OPERATING EXPENSES</u>							
30313 PROFESSIONAL FEE	1,560.00	10,990.00	10,990.00	1,200.00	10,990.00	10,990.00	.0%
30340 CONTRACTUAL SERV	88,015.36	108,220.50	100,940.50	36,014.70	8,120.00	128,780.50	27.6%
30344 BANK FEES/SERVIC	564.83	600.00	600.00	547.00	600.00	720.00	20.0%
30410 COMMUNICATIONS	25,426.23	22,120.00	22,120.00	18,883.62	5,740.00	25,504.00	15.3%
30420 POSTAGE	.00	50.00	50.00	.00	50.00	50.00	.0%
30430 ELECTRIC	17,766.07	24,000.00	24,000.00	13,583.28	24,000.00	24,000.00	.0%
30431 WATER	9,813.14	12,000.00	12,000.00	9,987.46	8,160.00	12,000.00	.0%
30440 RENTAL OF EQUIPM	4,365.33	3,660.00	3,660.00	3,096.80	3,660.00	3,720.00	1.6%

PROJECTION: 2022 FY2022

FOR PERIOD 99

ACCOUNTS FOR:

001 GENERAL FUND	2020 ACTUAL	2021 ORIG BUD	2021 REVISED BUD	2021 ACTUAL	2021 PROJECTION	2022 MGR REVIEW	PCT CHANGE
30450 INSURANCE	16,014.20	17,619.17	17,619.17	16,527.41	26,400.00	23,039.00	30.8%
30461 RADIO REPAIRS/MA	.00	.00	.00	203.15	.00	.00	.0%
30462 VEHICLE REPAIRS/	805.17	1,000.00	1,000.00	.00	1,000.00	2,000.00	100.0%
30463 EQUIPMENT REPAIR	.00	1,224.00	1,224.00	1.39	1,224.00	1,224.00	.0%
30464 FACILITIES REPAI	21,613.86	16,000.00	16,000.00	4,778.11	16,000.00	16,000.00	.0%
30465 SERVICE CONTRACT	771.86	.00	.00	660.44	.00	900.00	.0%
30470 PRINTING & COPYI	993.73	1,000.00	1,000.00	557.74	1,000.00	1,000.00	.0%
30480 ADVERTISING	5,667.68	1,800.00	1,800.00	608.01	1,500.00	1,500.00	-16.7%
30481 GOODWILL	12,813.49	19,000.00	10,000.00	11,135.80	11,500.00	21,750.00	117.5%
30491 REDEVELOPMENT TA	183,533.00	243,508.45	243,508.45	241,923.00	89,888.00	292,767.00	20.2%
30510 OFFICE SUPPLIES	5,088.40	2,800.00	2,800.00	4,265.21	2,800.00	2,800.00	.0%
30520 SUPPLIES	16,817.80	18,800.00	18,800.00	11,286.43	5,500.00	13,800.00	-26.6%
30521 UNIFORMS	.00	1,090.00	1,090.00	164.11	1,090.00	1,090.00	.0%
30522 FUEL	198.67	500.00	500.00	1,425.07	500.00	2,500.00	400.0%
30 OPERATING EXPENSES	411,828.82	505,982.12	489,702.12	376,848.73	219,722.00	586,134.50	19.7%
<hr/>							
60 CAPITAL OUTLAY							
60625 CARES ACT PURCHA	.00	.00	363,592.00	309,208.49	363,592.00	.00	-100.0%
60640 EQUIPMENT PURCHA	2,598.00	.00	65,120.00	69,740.60	.00	.00	-100.0%
60 CAPITAL OUTLAY	2,598.00	.00	428,712.00	378,949.09	363,592.00	.00	-100.0%
01519 OTHER GEN GOVT S	454,476.81	578,569.42	991,001.42	794,841.82	627,306.89	641,499.50	-35.3%

PROJECTION: 2022 FY2022

ACCOUNTS FOR:
 001 GENERAL FUND

01519 OTHER GEN GOVT SERVICES

10 PERSONAL SERVICES

01519 10120 - WAGES

CUSTODIAN - 15.45/HR X 2080

VENDOR	QUANTITY	UNIT COST	2022 MGR REVIEW
	1.00	32,136.00	32,136.00 *
			32,136.00

TOTAL 10120 WAGES

01519 10121 - BONUS

X-MAS BONUS 3 X 8 HOUR DAY

	1.00	371.00	371.00 *
			371.00

TOTAL 10121 BONUS

01519 10210 - FICA

WAGES X .0765

	1.00	2,733.00	371.00
			2,733.00 *
			2,733.00

TOTAL 10210 FICA

01519 10220 - RETIREMENT

WAGES X .10 FRS

	1.00	3,477.00	2,733.00
			3,477.00 *
			3,477.00

TOTAL 10220 RETIREMENT

01519 10230 - HEALTH INSURANCE

1 @ \$743.39/MTH = \$8921/YR

	1.00	8,921.00	3,477.00
			8,921.00 *
			8,921.00

TOTAL 10230 HEALTH INSURANCE

01519 10233 - LIFE INSURANCE

1 @ \$9.00/MTH = \$108/YR

	1.00	108.00	8,921.00
			108.00 *
			108.00

PROJECTION: 2022 FY2022

ACCOUNTS FOR:
 001 GENERAL FUND

	VENDOR	QUANTITY	UNIT COST	2022 MGR REVIEW
TOTAL 10233 LIFE INSURANCE				108.00
01519 10236 - DENTAL INSURANCE		1.00	253.00	253.00 *
1 @ \$21.06/MTH = \$253/YR				
TOTAL 10236 DENTAL INSURANCE				253.00
01519 10240 - WORKERS COMPENSATION		1.00	1,366.00	1,366.00 *
WAGES X RISK CODE				
TOTAL 10240 WORKERS COMPENSATION				1,366.00
01519 10250 - UNEMPLOYMENT COMPENSATION		1.00	6,000.00	6,000.00 *
UNEMPLOYMENT				
TOTAL 10250 UNEMPLOYMENT COMPENSATION				6,000.00
TOTAL 10 PERSONAL SERVICES				55,365.00
30 OPERATING EXPENSES				
01519 30313 - PROFESSIONAL FEES		22.00	250.00	10,990.00 *
EMPLOYEE DRUG TESTS & PHYSICAL EXAMS (FT, PT, SEASONAL, VOLUNTEER)				
		12.00	95.00	1,140.00
RANDOM ALCOHOL/DRUG TEST - CDL				
		15.00	270.00	4,050.00
HEPATITIS B (15 EMP X 3 SHOTS EACH) 90. X 15 = \$270.00				
		10.00	30.00	300.00
ACCURINT BACKGROUND CHECKS				
TOTAL 30313 PROFESSIONAL FEES				10,990.00
01519 30340 - CONTRACTUAL SERVICES		1.00	11,080.00	128,780.50 *
FIRE EXTINGUISHER INSPECTION/REFILL (ALL DEPT EXCEPT PD VEHICLES)				
WEB MASTER				
NDT SPAM & VIRUS FILTER (MONTHLY)				
		12.00	160.00	1,920.00

PROJECTION: 2022 FY2022

ACCOUNTS FOR:
 001 GENERAL FUND

	VENDOR	QUANTITY	UNIT COST	2022 MGR REVIEW
TRUGREEN - LAWN MAINTENANCE MOVED LIBRARY \$672 TO 01571-30464		1.00	44,768.50	44,768.50
MUNIS ASP (APPLICATION SERVICE PROVIDER) ANNUAL RECURRING COST (ACCTG, GL, BUDGET, AP, POS, PAYROLL) FORMS MODULE ADDED		200.00	20.00	4,000.00
VOLUNTEER BACKGROUND CHECK		1.00	50,000.00	50,000.00
NEW COUNTERS FOR CITY HALL & SPRAY FOAM INSULATION		22.00	36.00	792.00
FDLE BACKGROUND CHECKS FINGERPRINT		1.00	360.00	360.00
PEST CONTROL (TERMINIX) - CITY BUILDINGS. PW MOVED \$672 TO 01541-30464		1.00	13,360.00	13,360.00
IMPLEMENT TYLOR FORMS MODULE (GEN BILLING, PAYROLL, FINANCIAL, BUSINESS LICENSES)		4.00	625.00	2,500.00
STANDBY GENERATOR PREVENTIVE MAINT				
TOTAL 30340 CONTRACTUAL SERVICES				128,780.50
01519 30344 - BANK FEES/SERVICE CHARGES		12.00	60.00	720.00 *
NSF FEES - REIMBURSED BY CUSTOMER WIRE/ACH TRANSFER FEES				720.00
TOTAL 30344 BANK FEES/SERVICE CHARGES				720.00
01519 30410 - COMMUNICATIONS		12.00	80.00	25,504.00 *
ST OF FL - L/S & L/D		1.00	1,000.00	1,000.00
PHONE SYSTEM MAINTENANCE		12.00	370.00	4,440.00
COMCAST - FAX/ INTERNET, CABLE		12.00	1,592.00	19,104.00
SUMMIT CABLE/INTERNET/PHONES				

PROJECTION: 2022 FY2022

ACCOUNTS FOR:
 001 GENERAL FUND

	VENDOR	QUANTITY	UNIT COST	2022 MGR REVIEW
TOTAL 30410 COMMUNICATIONS				25,504.00
01519 30420 - POSTAGE		1.00	50.00	50.00 *
				50.00
TOTAL 30420 POSTAGE				50.00
01519 30430 - ELECTRIC		12.00	2,000.00	24,000.00 *
				24,000.00
				CITY HALL, MAINTENANCE SHOP PER MONTH
TOTAL 30430 ELECTRIC				24,000.00
01519 30431 - WATER		12.00	1,000.00	12,000.00 *
				12,000.00
				CITY HALL, CH IRRIGATION
TOTAL 30431 WATER				12,000.00
01519 30440 - RENTAL OF EQUIPMENT		12.00	255.00	3,720.00 *
				3,060.00
				CITY HALL COPIER - COMMERCIAL LEASING
		4.00	165.00	660.00
				POSTAGE MACHINE RENTAL QTRLY
TOTAL 30440 RENTAL OF EQUIPMENT				3,720.00
01519 30450 - INSURANCE		1.00	23,039.00	23,039.00 *
				23,039.00
				LIABILITY/PROPERTY/PUBLIC OFF & AUTO - QTRLY
TOTAL 30450 INSURANCE				23,039.00
01519 30462 - VEHICLE REPAIRS/MAINT		1.00	2,000.00	2,000.00 *
				2,000.00
				2018 KIA EXPLORER (JANITOR)

PROJECTION: 2022 FY2022

ACCOUNTS FOR:
 001 GENERAL FUND

	VENDOR	QUANTITY	UNIT COST	2022 MGR REVIEW
TOTAL 30462 VEHICLE REPAIRS/MAINT				2,000.00
01519 30463 - EQUIPMENT REPAIRS/MAINT		1.00	1,224.00	1,224.00 *
MAINTENANCE CITY HALL COPIER				1,224.00
TOTAL 30463 EQUIPMENT REPAIRS/MAINT				1,224.00
01519 30464 - FACILITIES REPAIRS/MAINT		1.00	6,320.00	16,000.00 *
CITY HALL COMPLEX - MISC REPAIR				6,320.00
BI-ANNUAL A/C SERVICE		2.00	3,500.00	7,000.00
AIR FILTERS, CHANGE TO HEPA		6.00	280.00	1,680.00
FIRE MONITORING SERVICE		1.00	1,000.00	1,000.00
TOTAL 30464 FACILITIES REPAIRS/MAINT				16,000.00
01519 30465 - SERVICE CONTRACTS		12.00	75.00	900.00 *
KYOCERA COPIER DOCUMENTS				900.00
TOTAL 30465 SERVICE CONTRACTS				900.00
01519 30470 - PRINTING		4.00	250.00	1,000.00 *
(4) NEWSLETTER (MAILED W BILLS)				1,000.00
TOTAL 30470 PRINTING & COPYING				1,000.00
01519 30480 - ADVERTISING		1.00	1,500.00	1,500.00 *
EMPLOYMENT				1,500.00
TOTAL 30480 ADVERTISING				1,500.00
01519 30481 - GOODWILL		1.00	9,000.00	21,750.00 *
EMPLOYEE XMAS PARTY GIFTS AND PRIZES				9,000.00
FLOWERS, PLAQUES, CARDS, MISC		1.00	2,000.00	2,000.00
EMPLOYEE CLASSES REIMBURSEMENTS		1.00	3,000.00	3,000.00

PROJECTION: 2022 FY2022

ACCOUNTS FOR:
 001 GENERAL FUND

	VENDOR	QUANTITY	UNIT COST	2022 MGR REVIEW
/ FP SCHOLARSHIP		1.00	1,000.00	1,000.00
FOOD FOR WORKSHOPS		1.00	750.00	750.00
TEACHER APPRECIATION WEEK		1.00	5,000.00	5,000.00
EMPLOYEE APPRECIATION & SAFETY DAY, GOVT DAY, FP DAY		1.00	1,000.00	1,000.00
THANKSGIVING LUNCH HALLOWEEN PUMPKIN				
TOTAL 30481 GOODWILL				21,750.00
01519 30491 - REDEVELOPMENT TAXES		1.00	182,168.00	292,767.00 *
CITY 00F1 REDEVELOPMENT CRA 00F1 MILLAGE 3.9134 INCREASE OVER BASE YEAR \$48,999,729 MUST EQUAL 20001-33901		1.00	110,599.00	110,599.00
CITY 00F2 REDEVELOPMENT CRA 00F2 MILLAGE 3.9134 INCREASE OVER BASE YEAR \$29,749,048 MUST EQUAL 20001-33901				
TOTAL 30491 REDEVELOPMENT TAXES				292,767.00
01519 30510 - OFFICE SUPPLIES		1.00	2,800.00	2,800.00 *
COPY PAPER - ALL DEPARTMENTS - 48 CASES, FAX MACHINE TONER & DRUM				2,800.00
TOTAL 30510 OFFICE SUPPLIES				2,800.00
01519 30520 - SUPPLIES		1.00	10,000.00	13,800.00 *
CLEANING SUPPLIES - ALL DEPARTMENTS (EXCEPT POOL) NEW LIBRARY & COMMUNITY CTR		1.00	500.00	500.00
OPERATING SUPPLIES		33.00	100.00	3,300.00
NEW FLAGS W/ NEW CITY LOGO				

PROJECTION: 2022 FY2022

ACCOUNTS FOR:
 001 GENERAL FUND

	VENDOR	QUANTITY	UNIT COST	2022 MGR REVIEW
TOTAL 30520 SUPPLIES				13,800.00
01519 30521 - UNIFORMS				1,090.00 *
UNIFORM (SHIRTS & PANTS)		24.00	35.00	840.00
BOOT ALLOWANCE		2.00	125.00	250.00
TOTAL 30521 UNIFORMS				1,090.00
01519 30522 - FUEL				2,500.00 *
2018 KIA.		1.00	500.00	500.00
STANDBY GENERATOR EXPLORER		2.00	1,000.00	2,000.00
TOTAL 30522 FUEL				2,500.00
TOTAL 30 OPERATING EXPENSES				586,134.50
TOTAL 01519 OTHER GEN GOVT SERVICES				641,499.50

808jmich | NEXT YEAR / CURRENT YEAR BUDGET ANALYSIS
 PROJECTION: FY2022 BUDGET

ACCOUNTS FOR:		2020	2021	2022	CHANGE	
		ACTUAL	REVISED BUD	PROPOSED	FM FY2021	
1521	LAW ENFORCEMENT					
10110	SALARY	81,173	144,291	85,246	-59,045	-41%
10111	BONUS	0	1,631	984	-647	-40%
10120	WAGES	870,465	910,093	1,037,785	127,691	14%
10121	BONUS	0	10,618	12,022	1,404	13%
10122	SCHOOL CROSSING WAGES	18,751	30,358	31,424	1,066	4%
10135	RESERVE OTHER WAGES	837	20,000	20,000	0	0%
10140	OVERTIME	40,663	50,000	50,000	0	0%
10150	INCENTIVE PAY	17,307	30,240	31,680	1,440	5%
10151	HOLIDAY PAY	46,390	58,161	61,939	3,778	6%
10155	UNIFORM ALLOWANCE	9,500	10,500	11,000	500	5%
10210	FICA	79,159	119,026	126,244	7,218	6%
10220	RETIREMENT	259,149	360,988	397,513	36,525	10%
10230	HOSPITALIZATION	127,425	173,670	205,183	31,513	18%
10233	LIFE INSURANCE	2,749	2,376	2,484	108	5%
10236	DENTAL INSURANCE	4,028	4,921	5,819	898	18%
10240	WORKERS COMPENSATION	55,264	52,358	48,118	-4,240	-8%
	PERSONAL SERVICES	1,612,862	1,979,231	2,127,441	148,210	7%
30313	PROFESSIONAL FEES	4,640	11,645	12,500	855	7%
30340	CONTRACTUAL SERVICES	19,724	36,250	28,300	-7,950	-22%
30350	INVESTIGATIONS	0	0	2,500	2,500	100%
30400	TRAVEL/PER DIEM	1,889	7,800	7,800	0	0%
30410	COMMUNICATIONS	18,041	25,100	25,100	0	0%
30420	POSTAGE	262	450	450	0	0%
30440	RENTAL OF EQUIPMENT	1,447	1,620	1,620	0	0%
30443	LEASE PAYMENT	0	100	100	0	0%
30450	INSURANCE	42,458	43,713	57,159	13,446	31%
30461	RADIO REPAIRS/MAINT	6,246	10,040	10,040	0	0%
30462	VEHICLE REPAIRS/MAINT	29,063	33,729	30,200	-3,529	-10%
30463	EQUIPMENT REPAIRS/MAIN	8,433	11,700	11,850	150	1%
30464	FACILITIES REPAIRS/MAI	0	500	500	0	0%
30465	SERVICE CONTRACTS	500	900	900	0	0%
30470	PRINTING & COPYING	1,491	3,000	3,000	0	0%
30482	PD DONATIONS EXPENSE	1,546	0	0	0	
30498	INS RPR/CLAIM	918	0	0	0	
30510	OFFICE SUPPLIES	1,816	3,000	3,000	0	0%
30520	SUPPLIES	15,669	6,900	7,590	690	10%
30521	UNIFORMS	14,490	17,000	21,600	4,600	27%

808jmich | NEXT YEAR / CURRENT YEAR BUDGET ANALYSIS
 PROJECTION: FY2022 BUDGET

ACCOUNTS FOR:		2020	2021	2022	CHANGE	
		ACTUAL	REVISED BUD	PROPOSED	FM FY2021	
LAW ENFORCEMENT						
30522	FUEL	51,035	62,000	62,000	0	0%
30524	PROMOTIONAL	1,866	3,500	3,500	0	0%
30540	PROFESSIONAL BOOKS	1,280	1,300	1,300	0	0%
30542	TRAINING & EDUCATION	3,866	19,900	19,900	0	0%
30543	2ND DOLLAR TNG/POLICE	1,883	2,586	2,586	0	0%
30544	MEMBERSHIPS	449	465	585	120	26%
30545	TUITION REIMBURSEMENT	1,473	11,600	5,000	-6,600	-57%
	OPERATING EXPENSES	230,486	314,798	319,080	4,282	1%
60640	EQUIPMENT PURCHASES	40,460	30,838	31,158	320	1%
60643	EQUIP PURCH NONREPAIRA	1,772	1,000	1,000	0	0%
60648	EQUIPMENT PURCHASE GRA	4,426	3,833	0	-3,833	-100%
60649	EQUIPMENT - VEHICLES	72,599	80,000	49,208	-30,792	-38%
	CAPITAL OUTLAY	119,257	115,671	81,366	-34,305	-30%
90990	CONTINGENCY FUND	0	500	500	0	0%
	NON-OPERATING	0	500	500	0	0%
	TOTAL LAW ENFORCEMENT	1,962,605	2,410,200	2,528,387	118,187	5%

07/12/2021 14:31
808jmic

CITY OF FRUITLAND PARK
NEXT YEAR / CURRENT YEAR BUDGET ANALYSIS

P 15
bgnyrpts

PROJECTION: 2022 FY2022

FOR PERIOD 99

ACCOUNTS FOR:

001 GENERAL FUND	2020 ACTUAL	2021 ORIG BUD	2021 REVISED BUD	2021 ACTUAL	2021 PROJECTION	2022 MGR REVIEW	PCT CHANGE
<u>01521 LAW ENFORCEMENT</u>							
<u>10 PERSONAL SERVICES</u>							
10110 SALARY	81,173.39	144,291.00	144,291.00	62,358.89	74,179.90	85,246.00	-40.9%
10111 BONUS	.00	1,631.00	1,631.00	954.96	2,073.95	984.00	-39.7%
10120 WAGES	870,465.19	910,093.30	910,093.30	724,871.21	.00	1,037,784.73	14.0%
10121 BONUS	.00	10,618.00	10,618.00	13,400.23	5,677.00	12,022.00	13.2%
10122 SCHOOL CROSSING	18,751.40	30,358.00	30,358.00	23,968.35	22,289.20	31,424.00	3.5%
10135 RESERVE OTHER WA	836.72	20,000.00	20,000.00	1,166.64	20,000.00	20,000.00	.0%
10140 OVERTIME	40,663.40	50,000.00	50,000.00	36,219.91	50,000.00	50,000.00	.0%
10150 INCENTIVE PAY	17,307.04	30,240.00	30,240.00	13,550.33	21,600.00	31,680.00	4.8%
10151 HOLIDAY PAY	46,389.72	58,161.00	58,161.00	42,188.52	37,105.67	61,939.00	6.5%
10155 UNIFORM ALLOWANC	9,500.00	10,500.00	10,500.00	7,750.00	7,500.00	11,000.00	4.8%
10210 FICA	79,159.20	119,026.00	119,026.00	67,803.44	78,149.00	126,244.00	6.1%
10220 RETIREMENT	259,149.19	360,988.00	360,988.00	214,989.32	171,917.00	397,513.00	10.1%
10230 HEALTH INSURANCE	127,425.01	173,669.76	173,669.76	95,773.20	125,299.20	205,183.00	18.1%
10233 LIFE INSURANCE	2,749.33	2,376.00	2,376.00	1,485.00	1,430.40	2,484.00	4.5%
10236 DENTAL INSURANCE	4,027.74	4,920.96	4,920.96	2,628.24	5,339.52	5,819.00	18.2%
10240 WORKERS COMPENSA	55,264.49	52,358.00	52,358.00	44,043.31	36,208.00	48,118.00	-8.1%
10 PERSONAL SERVICES	1,612,861.82	1,979,231.02	1,979,231.02	1,353,151.55	658,768.84	2,127,440.73	7.5%
<u>30 OPERATING EXPENSES</u>							
30313 PROFESSIONAL FEE	4,640.12	11,645.00	11,645.00	2,540.98	1,500.00	12,500.00	7.3%
30340 CONTRACTUAL SERV	19,724.37	36,250.00	36,250.00	14,051.59	2,700.00	28,300.00	-21.9%

07/12/2021 14:31
808jmic

CITY OF FRUITLAND PARK
NEXT YEAR / CURRENT YEAR BUDGET ANALYSIS

P 16
bgnrpts

PROJECTION: 2022 FY2022

FOR PERIOD 99

ACCOUNTS FOR:

001 GENERAL FUND	2020 ACTUAL	2021 ORIG BUD	2021 REVISED BUD	2021 ACTUAL	2021 PROJECTION	2022 MGR REVIEW	PCT CHANGE
30350 INVESTIGATIONS	.00	.00	.00	.00	.00	2,500.00	.0%
30400 TRAVEL/PER DIEM	1,888.73	7,800.00	7,800.00	3,476.15	7,800.00	7,800.00	.0%
30410 COMMUNICATIONS	18,041.35	25,100.00	25,100.00	16,245.93	25,100.00	25,100.00	.0%
30420 POSTAGE	262.26	450.00	450.00	93.80	450.00	450.00	.0%
30440 RENTAL OF EQUIPM	1,447.47	1,620.00	1,620.00	335.00	1,500.00	1,620.00	.0%
30443 LEASE PAYMENT	.00	100.00	100.00	.00	100.00	100.00	.0%
30450 INSURANCE	42,458.00	43,713.16	43,713.16	46,223.59	63,208.00	57,159.00	30.8%
30461 RADIO REPAIRS/MA	6,246.00	10,040.00	10,040.00	5,856.00	10,040.00	10,040.00	.0%
30462 VEHICLE REPAIRS/	29,062.80	27,200.00	33,729.00	25,987.91	15,000.00	30,200.00	-10.5%
30463 EQUIPMENT REPAIR	8,433.00	11,700.00	11,700.00	2,947.29	5,060.00	11,850.00	1.3%
30464 FACILITIES REPAI	.00	500.00	500.00	175.00	500.00	500.00	.0%
30465 SERVICE CONTRACT	500.25	900.00	900.00	220.63	900.00	900.00	.0%
30470 PRINTING & COPYI	1,491.25	3,000.00	3,000.00	1,055.98	3,000.00	3,000.00	.0%
30482 DONATIONS EXPENS	1,546.00	.00	.00	2,310.26	.00	.00	.0%
30498 INS RPR/CLAIM/SE	917.97	.00	.00	.00	.00	.00	.0%
30510 OFFICE SUPPLIES	1,816.48	3,000.00	3,000.00	925.62	3,000.00	3,000.00	.0%
30520 SUPPLIES	15,669.47	6,900.00	6,900.00	3,548.71	3,700.00	7,590.00	10.0%
30521 UNIFORMS	14,489.63	17,000.00	17,000.00	9,061.42	10,400.00	21,600.00	27.1%
30522 FUEL	51,034.57	62,000.00	62,000.00	45,498.76	62,000.00	62,000.00	.0%
30524 PROMOTIONAL	1,865.57	3,500.00	3,500.00	754.23	500.00	3,500.00	.0%
30540 PROFESSIONAL BOO	1,280.00	1,300.00	1,300.00	.00	1,300.00	1,300.00	.0%
30542 TRAINING & EDUCA	3,865.62	19,900.00	19,900.00	8,239.74	.00	19,900.00	.0%

PROJECTION: 2022 FY2022

FOR PERIOD 99

ACCOUNTS FOR:

001 GENERAL FUND	2020 ACTUAL	2021 ORIG BUD	2021 REVISED BUD	2021 ACTUAL	2021 PROJECTION	2022 MGR REVIEW	PCT CHANGE
30543 2ND DOLLAR TNG/P	1,883.40	2,586.00	2,586.00	3,002.84	2,586.00	2,586.00	.0%
30544 MEMBERSHIPS	449.00	465.00	465.00	270.00	455.00	585.00	25.8%
30545 TUITION REIMBURS	1,472.76	11,600.00	11,600.00	.00	.00	5,000.00	-56.9%
30 OPERATING EXPENSES	230,486.07	308,269.16	314,798.16	192,821.43	220,799.00	319,080.00	1.4%
<hr/>							
60 CAPITAL OUTLAY							
60640 EQUIPMENT PURCHA	40,460.27	30,838.00	30,838.00	28,334.98	1,400.00	31,158.00	1.0%
60643 EQUIP PURCH NONR	1,772.00	1,000.00	1,000.00	649.20	1,000.00	1,000.00	.0%
60648 EQUIPMENT PURCHA	4,425.99	.00	3,833.00	3,631.22	.00	.00	-100.0%
60649 EQUIPMENT - VEHI	72,598.72	80,000.00	80,000.00	57,030.00	.00	49,208.00	-38.5%
60 CAPITAL OUTLAY	119,256.98	111,838.00	115,671.00	89,645.40	2,400.00	81,366.00	-29.7%
<hr/>							
90 NON-OPERATING							
90990 CONTINGENCY FUND	.00	500.00	500.00	.00	500.00	500.00	.0%
90 NON-OPERATING	.00	500.00	500.00	.00	500.00	500.00	.0%
01521 LAW ENFORCEMENT	1,962,604.87	2,399,838.18	2,410,200.18	1,635,618.38	882,467.84	2,528,386.73	4.9%

PROJECTION: 2022 FY2022

ACCOUNTS FOR:
 001 GENERAL FUND

01521 LAW ENFORCEMENT

10 PERSONAL SERVICES

01521 10110 - SALARY

1- CHIEF (ELUCE) \$40.98/HR X
 2080 HOURS

VENDOR QUANTITY UNIT COST 2022 MGR REVIEW

1.00 85,246.00 85,246.00 *

TOTAL 10110 SALARY
 01521 10111 - BONUS

X-MAS BONUS 3 X 8 HOURS DAY

1.00 984.00 984.00 *

TOTAL 10111 BONUS
 01521 10120 - WAGES

ADMIN ASST (CA)
 \$15.45/HR X 2080 HOURS

2 - OFFICER LT (HR)
 \$30.27/HR X 2184 HOURS

3 -OFFICER Lt (TR)
 \$29.21/HR X 2184 HOURS

4 - OFFICER SGT (DC)
 \$28.29/HR X 2184 HOURS

5 - OFFICER SGT (DB) \$25.35/HR
 X 2184 HOURS

6 - OFFICER SGT (KF)
 \$23.69/HR X 2184 HOURS

7 - OFFICER (PS) SGT
 \$23.69/HR X 2184 HOURS

8 - DET SGT (BH)
 \$22.35/HR X 2184 HOURS

9 - OFFICER (WH) SGT
 \$22.35/HR X 2184 HOURS

10 - OFFICER (BH)
 \$20.55/HR X 2184 HOURS

11 - OFFICER (JS)

1.00 32,136.00 32,136.00

1.00 66,113.00 66,113.00

1.00 63,796.00 63,796.00

1.00 61,794.00 61,794.00

1.00 55,361.00 55,361.00

1.00 51,739.00 51,739.00

1.00 51,739.00 51,739.00

1.00 48,815.00 48,815.00

1.00 48,815.00 48,815.00

1.00 44,878.00 44,878.00

1.00 44,248.00 44,248.00

984.00
 1,037,784.73 *
 32,136.00

PROJECTION: 2022 FY2022

ACCOUNTS FOR:
 001 GENERAL FUND

	VENDOR	QUANTITY	UNIT COST	2022 MGR REVIEW
\$20.26/HR X 2184 HOURS				
12 - OFFICER (JO-G) \$20.26/HR X 2184 HOURS		1.00	44,248.00	44,248.00
13 - SRO OFFICER (MW) \$20.26/HR X 2184 HOURS		1.00	44,248.00	44,248.00
14 - OFFICER (JR) \$20.26/HR X 2184 HOURS		1.00	44,248.00	44,248.00
15 - OFFICER (CS) \$19.96/HR X 2184		1.00	43,596.00	43,596.00
16 - OFFICER (CB) \$19.38/HR X 2184 HOURS		1.00	42,336.00	42,336.00
17 - OFFICER (DH) \$19.38/HR X 2184 HOURS		1.00	42,336.00	42,336.00
18 - OFFICER (JF) \$19.38/HR X 2184 HOURS		1.00	42,336.00	42,336.00
19 - OFFICER (AC) \$19.10/HR X 2184 HOURS		1.00	41,706.00	41,706.00
20 - OFFICER (AB) \$18.82/HR X 2184		1.00	41,099.00	41,099.00
21 - OFFICER (NW) \$18.82/HR 2184 HOURS		1.00	41,099.00	41,099.00
22 - OFF (NEW) \$18.82/HR 2184 HOURS		1.00	41,098.73	41,098.73
TOTAL 10120 WAGES				1,037,784.73
01521 10121 - BONUS		1.00	11,422.00	12,022.00 *
X-MAS BONUS 3 X 12 HOUR DAY - OFFICERS		3.00	100.00	300.00
X-MAS BONUS \$100 EACH RESERVE		6.00	50.00	300.00
X-MAS BONUS \$50 EACH CROSSING GUARD				

PROJECTION: 2022 FY2022

ACCOUNTS FOR:
 001 GENERAL FUND

	VENDOR	QUANTITY	UNIT COST	2022 MGR REVIEW
TOTAL 10121 BONUS				12,022.00
01521 10122 - SCHOOL CROSSING WAGES				31,424.00 *
1 - GUARD (DE) \$14.04/HR X 400 HOURS		1.00	5,616.00	5,616.00
2 - GUARD (JF) \$12.52/HR X 400 HOURS		1.00	5,010.00	5,010.00
3 - GUARD (GT) \$14.04/HR X 400 HOURS		1.00	5,616.00	5,616.00
4 - GUARD (JL) \$12.90/HR X 400 HOURS		1.00	5,158.00	5,158.00
5 - GUARD (MJ) \$12.90/HR X 400 HOURS		1.00	5,158.00	5,158.00
6 - GUARD (JM) \$12.16/HR X 400 HOURS		1.00	4,866.00	4,866.00
TOTAL 10122 SCHOOL CROSSING WAGES				31,424.00
01521 10135 - RESERVE OTHER WAGES				20,000.00 *
RESERVE OFFICERS 2000/HOURS		1.00	20,000.00	20,000.00
TOTAL 10135 RESERVE OTHER WAGES				20,000.00
01521 10140 - OVERTIME				50,000.00 *
OVERTIME		1.00	35,000.00	35,000.00
ADDTL OVERTIME		1.00	15,000.00	15,000.00
TOTAL 10140 OVERTIME				50,000.00
01521 10150 - INCENTIVE PAY				31,680.00 *
\$120/MTH = \$1440/YR X 22 OFFICERS		22.00	1,440.00	31,680.00

PROJECTION: 2022 FY2022

ACCOUNTS FOR:
 001 GENERAL FUND

	VENDOR	QUANTITY	UNIT COST	2022 MGR REVIEW
TOTAL 10150 INCENTIVE PAY				31,680.00
01521 10151 - HOLIDAY PAY		1.00	61,939.00	61,939.00 *
10 HOLIDAYS @ 12 HOURS X HRLY WAGE X 22 OFFICERS				
TOTAL 10151 HOLIDAY PAY				61,939.00
01521 10155 - UNIFORM ALLOWANCE		22.00	500.00	11,000.00 *
22 OFFICERS X \$500 EACH				
TOTAL 10155 UNIFORM ALLOWANCE				11,000.00
01521 10210 - FICA		1.00	126,244.00	126,244.00 *
WAGES X .0765				
TOTAL 10210 FICA				126,244.00
01521 10220 - RETIREMENT		1.00	327,513.00	397,513.00 *
WAGES X .2445 FRS				
		1.00	70,000.00	70,000.00
FEWLESS BACK RETIREMENT LAWSUIT				
TOTAL 10220 RETIREMENT				397,513.00
01521 10230 - HEALTH INSURANCE		23.00	8,921.00	205,183.00 *
23 FT X \$743.39/MTH X 12 = \$8921/YR				
TOTAL 10230 HEALTH INSURANCE				205,183.00
01521 10233 - LIFE INSURANCE		23.00	108.00	2,484.00 *
23 FT X \$9.00/MTH X 12 = \$108/YR				

PROJECTION: 2022 FY2022

ACCOUNTS FOR:
 001 GENERAL FUND

	VENDOR	QUANTITY	UNIT COST	2022 MGR REVIEW
TOTAL 10233 LIFE INSURANCE				2,484.00
01521 10236 - DENTAL INSURANCE		23.00	253.00	5,819.00 *
23 FT X \$21.06/MTH X 12 = \$253/YR				
TOTAL 10236 DENTAL INSURANCE				5,819.00
01521 10240 - WORKERS COMPENSATION		1.00	48,118.00	48,118.00 *
WAGES X RISK CODE				
TOTAL 10240 WORKERS COMPENSATION				48,118.00
TOTAL 10 PERSONAL SERVICES				2,127,440.73
<u>30 OPERATING EXPENSES</u>				
01521 30313 - PROFESSIONAL FEES		1.00	1,500.00	12,500.00 *
VET SERVICES				
		22.00	250.00	5,500.00
ANNUAL PHYSICALS (\$250.00 PER OFFICER)				
		1.00	5,000.00	5,000.00
PHYSICAL FOLLOW-UP				
		1.00	500.00	500.00
COVANTA (EVIDENCE DESTRUCTION)				
TOTAL 30313 PROFESSIONAL FEES				12,500.00
01521 30340 - CONTRACTUAL SERVICES		1.00	260.00	28,300.00 *
STAR SECURITY EVIDENCE ROOM				
		1.00	2,500.00	2,500.00
FINDER SOFTWARE				
		1.00	3,500.00	3,500.00
SPILLMAN SOFTWARE HOST AGREEMENT				
		1.00	6,000.00	6,000.00
MMD SHARED 400/MT				
		1.00	2,790.00	2,790.00
SPILLMAN SOFTWARE ANNUAL CONTRACT				
		1.00	1,000.00	1,000.00
ATS SIGNS - MAINTENANCE				
		1.00	500.00	500.00
FACE LOGICS				

PROJECTION: 2022 FY2022

ACCOUNTS FOR:
 001 GENERAL FUND

	VENDOR	QUANTITY	UNIT COST	2022 MGR REVIEW
		6.00	200.00	1,200.00
	IDEMIA MORPHOIDENT			
	VERITONE REDACTION SERVICE FEE	1.00	2,500.00	2,500.00
	POWER DMS POLICY SERVICES	1.00	1,750.00	1,750.00
	ARTEMIS-SPAM BARRACUDA FILTERING SERVICES	1.00	700.00	700.00
	CLEAR DATA INVESTIGATIVE DATABASE	1.00	2,600.00	2,600.00
	DAI SOURCE IBM ESSENTIAL - KEEPS PD CELL PHONES WIFI IN COMPLIANCE WITH FDLE	1.00	1,000.00	1,000.00
	CRIME INDEX INVESTIGATIONS	1.00	100.00	100.00
	FL LAW ENFORCEMENT ACCREDITATION	1.00	300.00	300.00
	POLICE ONE VIRTUAL TRAINING	1.00	1,600.00	1,600.00
	TOTAL 30340 CONTRACTUAL SERVICES			28,300.00
01521	30350 - INVESTIGATIONS	1.00	2,500.00	2,500.00 *
	GSR EVALUATION FROM LAB VEHICLE TOWING/STOARGE SUBPOENA FEES MISC INVESTIGATIVE EXPENSES			
	TOTAL 30350 INVESTIGATIONS			2,500.00
01521	30400 - TRAVEL/PER DIEM	1.00	200.00	7,800.00 *
	LEAGUE LUNCHEONS/DINNERS	1.00	1,500.00	200.00
	CHIEF CONFERENCES TALLAHASSEE	1.00	1,500.00	1,500.00
	PER DIEM	1.00	3,500.00	3,500.00
	CHIEF'S CONVENTION INCLUDING PER DIEM (2 X \$1300)	2.00	1,300.00	2,600.00

PROJECTION: 2022 FY2022

ACCOUNTS FOR:
 001 GENERAL FUND

	VENDOR	QUANTITY	UNIT COST	2022 MGR REVIEW
TOTAL 30400 TRAVEL/PER DIEM				7,800.00
01521 30410 - COMMUNICATIONS				25,100.00 *
VERIZON WIRELESS-PHONES/TABLETS		12.00	1,500.00	18,000.00
PHONE OVERAGES OTHER TAXES AND FEE/EQUIP		1.00	200.00	200.00
SUMMIT		12.00	575.00	6,900.00
TOTAL 30410 COMMUNICATIONS				25,100.00
01521 30420 - POSTAGE				450.00 *
POSTAGE		1.00	450.00	450.00
TOTAL 30420 POSTAGE				450.00
01521 30440 - RENTAL OF EQUIPMENT				1,620.00 *
COPIER @ \$125/MTH LEASE		12.00	135.00	1,620.00
TOTAL 30440 RENTAL OF EQUIPMENT				1,620.00
01521 30443 - LEASE PAYMENT OTHER				100.00 *
CISCO ANNUAL		1.00	100.00	100.00
TOTAL 30443 LEASE PAYMENT				100.00
01521 30450 - INSURANCE				57,159.00 *
LIABILITY/PROPERTY/PUBLIC OFFICIALS & AUTO		1.00	57,159.00	57,159.00
TOTAL 30450 INSURANCE				57,159.00
01521 30461 - RADIO REPAIRS/MAINT				10,040.00 *
MAINTENANCE OF PD BASE, MOBILES AND PORTABLES, INCLUDING BATTERIES		1.00	1,250.00	1,250.00
COUNTY MAINT REQUIRED		1.00	8,790.00	8,790.00

PROJECTION: 2022 FY2022

ACCOUNTS FOR:
 001 GENERAL FUND

	VENDOR	QUANTITY	UNIT COST	2022 MGR REVIEW
TOTAL 30461 RADIO REPAIRS/MAINT				10,040.00
01521 30462 - VEHICLE REPAIRS/MAINT				30,200.00 *
		1.00	30,200.00	30,200.00
REPAIRS PATROL VEHICLES INCLUDING TIRES, TUNE-UPS, BRAKES, LIGHT BAR, 3 TRANSMISSIONS ETC...REDUCED				
TOTAL 30462 VEHICLE REPAIRS/MAINT				30,200.00
01521 30463 - EQUIPMENT R&M				11,850.00 *
		2.00	3,350.00	6,700.00
RADAR SPEEDOMETER CERTIFICATION 2X YR				
		1.00	4,000.00	4,000.00
IN CAR VIDEO CAMERAS (22) & RADAR REPAIR				
		2.00	175.00	350.00
A-LINE FIRE & SAFETY 2X YR				
		2.00	400.00	800.00
AED BATTERY				
TOTAL 30463 EQUIPMENT REPAIRS/MAINT				11,850.00
01521 30464 - FACILITIES REPAIRS/MAINT				500.00 *
		1.00	500.00	500.00
MISC				
TOTAL 30464 FACILITIES REPAIRS/MAINT				500.00
01521 30465 - SERVICE CONTRACTS				900.00 *
		4.00	225.00	900.00
COPIER MAINTENANCE @ \$225/QTR (INCLUDES OVERAGE)				
TOTAL 30465 SERVICE CONTRACTS				900.00
01521 30470 - PRINTING & COPYING				3,000.00 *
		1.00	1,500.00	1,500.00
REPORT FORMS, BUSINESS CARDS				
		1.00	1,500.00	1,500.00
ADDITIONAL COST FOR PRINTING TO MEET ACCREDITATION STANDARDS				

PROJECTION: 2022 FY2022

ACCOUNTS FOR:
 001 GENERAL FUND

	VENDOR	QUANTITY	UNIT COST	2022 MGR REVIEW
TOTAL 30470 PRINTING & COPYING				3,000.00
01521 30510 - OFFICE SUPPLIES		1.00	3,000.00	3,000.00 *
ALL OFFICE SUPPLIES				
TOTAL 30510 OFFICE SUPPLIES				3,000.00
01521 30520 - SUPPLIES		1.00	7,590.00	7,590.00 *
PET SUPPLIES, FURNITURE SUPPLIES, MISC OPERATIONAL SUPPLIES				
TOTAL 30520 SUPPLIES				7,590.00
01521 30521 - UNIFORMS		1.00	17,600.00	21,600.00 *
UNIFORMS FOR FULL/PART-TIME OFFICERS (HATS, RAIN COATS REPLACE SHOES, BELTS & LEATHER GEAR)		1.00	2,500.00	2,500.00
NEW EMPLOYEES - VEST PLUS ALL LEATHER GEAR.		1.00	1,500.00	1,500.00
BICYCLE UNIT UNIFORM & GEAR				
TOTAL 30521 UNIFORMS				21,600.00
01521 30522 - FUEL		1.00	50,000.00	62,000.00 *
\$4167/MTH				
EXTRA - INCREASING THE FLEET BY UP TO 2 CARS.		1.00	12,000.00	12,000.00
TOTAL 30522 FUEL				62,000.00
01521 30524 - PROMOTIONAL		1.00	3,500.00	3,500.00 *
CRIME WATCH AND SCHOOL PROGRAMS				

PROJECTION: 2022 FY2022

ACCOUNTS FOR:
 001 GENERAL FUND

	VENDOR	QUANTITY	UNIT COST	2022 MGR REVIEW
TOTAL 30524 PROMOTIONAL				3,500.00
01521 30540 - PROFESSIONAL BOOKS		20.00	65.00	1,300.00 *
LAW ENFORCEMENT HANDBOOKS				1,300.00
TOTAL 30540 PROFESSIONAL BOOKS				1,300.00
01521 30542 - TRAINING & EDUCATION		1.00	19,900.00	19,900.00 *
TRAINING EDUCATION & TRAINING MATERIALS				19,900.00
TOTAL 30542 TRAINING & EDUCATION				19,900.00
01521 30543 - 2ND DOLLAR TNG/POLICE ED FUND		1.00	2,586.00	2,586.00 *
AMMUNITION - TRAINING, TASER CARTRIDGE & SUPPLIES				2,586.00
TOTAL 30543 2ND DOLLAR TNG/POLICE ED FUND				2,586.00
01521 30544 - MEMBERSHIPS		1.00	345.00	585.00 *
FLORIDA POLICE CHIEFS ASSOCIATION FPCA CHIEF \$210, LT \$135		2.00	30.00	345.00
WEST CENTRAL FL POLICE CHIEF ASSOCIATION		1.00	60.00	60.00
NORTH AMERICAN POLICE K-9 ASSOC 1 X \$60		1.00	120.00	60.00
AMAZON PRIME				120.00
TOTAL 30544 MEMBERSHIPS				585.00
01521 30545 - TUITION REIMBURSEMENT		40.00	125.00	5,000.00 *
ESTIMATED 40 CREDIT HOURS @ \$125/PER HR				5,000.00

PROJECTION: 2022 FY2022

ACCOUNTS FOR:
 001 GENERAL FUND

	VENDOR	QUANTITY	UNIT COST	2022 MGR REVIEW
TOTAL 30545 TUITION REIMBURSEMENT				5,000.00
TOTAL 30 OPERATING EXPENSES				319,080.00
60 CAPITAL OUTLAY				
01521 60640 - EQUIPMENT PURCHASES				31,158.00 *
1 DESKTOP \$1000		1.00	4,000.00	4,000.00
2 LAPTOPS \$3000		1.00	1,040.00	1,040.00
1 AED		2.00	1,510.00	3,020.00
2 TAZARS		1.00	500.00	500.00
1 GLOCK 21 .45 CAL		2.00	800.00	1,600.00
1 MOSSBURG 930 SHOTGUN		1.00	20,998.00	20,998.00
1 S&W MP15 LONG RIFLE				
4TH OF 10 PMTS TO LAKE COUNTY FOR RADIOS				
TOTAL 60640 EQUIPMENT PURCHASES				31,158.00
01521 60643 - EQUIP PURCHASE NON REPAIRABLE				1,000.00 *
MISC EQUIPMENT REPLACEMENT DAMAGE- NON REPAIRABLE		1.00	1,000.00	1,000.00
TOTAL 60643 EQUIP PURCH NONREPAIRABLE				1,000.00
01521 60649 - EQUIPMENT - VEHICLES				49,208.00 *
1 PATROL SUV \$30,808		1.00	49,208.00	49,208.00
EMERGENCY LIGHTING PACKAGE \$14,500				
PRO VISION DASH CAMERA \$3500				
POLICE STRIPING \$400				

PROJECTION: 2022 FY2022

ACCOUNTS FOR:

001 GENERAL FUND	VENDOR	QUANTITY	UNIT COST	2022 MGR REVIEW
TOTAL 60649 EQUIPMENT - VEHICLES				49,208.00
TOTAL 60 CAPITAL OUTLAY				81,366.00
 90 NON-OPERATING				
01521 90990 - CONTINGENCY LAW ENF				500.00 *
		1.00	500.00	500.00
ADDITIONAL MISC				
 TOTAL 90990 CONTINGENCY FUND				
				500.00
TOTAL 90 NON-OPERATING				
				500.00
TOTAL 01521 LAW ENFORCEMENT				
				2,528,386.73

808jmich | NEXT YEAR / CURRENT YEAR BUDGET ANALYSIS
 PROJECTION: FY2022 BUDGET

ACCOUNTS FOR:	2020	2021	2022	CHANGE	
	ACTUAL	REVISED BUD	PROPOSED	FM FY2021	
FIRE CONTROL					
1522 FIRE CONTROL					
10110 SALARY				0	
10120 WAGES	194,928	64,338	0	-64,338	
10121 BONUS	0	1,029	0	-1,029	
10132 STIPENDS- FIREFIGHTERS	24,227	11,887	0	-11,887	
10210 FICA	18,620	4,863	0	-4,863	
10220 RETIREMENT	27,286	3,127	0	-3,127	
10225 STATE FF RETIREMENT CO	28,743	0	0	0	
10233 LIFE INSURANCE	0	0	0	0	
10240 WORKERS COMPENSATION	14,717	5,823	0	-5,823	
PERSONAL SERVICES	308,520	91,068	0	-91,068	#DIV/0!
30313 PROFESSIONAL FEES	1,850	0	0	0	
30340 CONTRACTUAL SERVICES	6,027	2,876	0	-2,876	
30345 CONTRACTUAL VILLAGES	345,383	352,291	355,276	2,985	1%
30349 LAKE COUNTY FIRE	0	645,246	0		
30400 TRAVEL/PER DIEM	0	0	0	0	
30410 COMMUNICATIONS	25,896	507	0	-507	
30420 POSTAGE	60	15	0	-15	
30430 ELECTRIC	6,616	2,003	0	-2,003	
30431 WATER	1,114	413	0	-413	
30440 RENTAL OF EQUIPMENT	0	0	0	0	
30450 INSURANCE	20,628	14,527	0	-14,527	
30461 RADIO REPAIRS/MAINT	8,278	2,632	0	-2,632	
30462 VEHICLE REPAIRS/MAINT	15,876	3,326	0	-3,326	
30463 EQUIPMENT REPAIRS/MAIN	11,059	650	0	-650	
30464 FACILITIES REPAIRS/MAI	7,414	698	15,000	14,302	2049%
30465 SERVICE CONTRACTS	0	339	0	-339	
30481 GOODWILL	134	0	0	0	
30490 MISC EXPENSE	408	0	0	0	
30510 OFFICE SUPPLIES	251	560	0	-560	
30520 SUPPLIES	3,934	2,666	0	-2,666	
30521 UNIFORMS	7,912	149	0	-149	
30522 FUEL	6,733	1,754	0	-1,754	
30524 PROMOTIONAL	124	0	0	0	
30526 PROTECTIVE CLOTHING	12,199	73	0	-73	
30540 PROFESSIONAL BOOKS	0	0	0	0	
30541 SUBSCRIPTIONS	0	0	0	0	
30542 TRAINING & EDUCATION	500	475	0	-475	
30544 MEMBERSHIPS	160	0	0		
30545 TUITION REIMBURS	1,418	0	0	0	
OPERATING EXPENSES	483,977	1,031,199	370,276	-660,923	-64%
60640 EQUIPMENT PURCHASES	9,241	8,959	0	-8,959	
60649 VEHICLES			0	0	
CAPITAL OUTLAY	9,241	8,959	0	-8,959	0%
FIRE CONTROL	801,738	1,131,227	370,276	-760,951	-67%
W/O VILLAGE					

PROJECTION: 2022 FY2022

FOR PERIOD 99

ACCOUNTS FOR:

001 GENERAL FUND	2020 ACTUAL	2021 ORIG BUD	2021 REVISED BUD	2021 ACTUAL	2021 PROJECTION	2022 MGR REVIEW	PCT CHANGE
<u>01522 FIRE CONTROL</u>							
<u>10 PERSONAL SERVICES</u>							
10120 WAGES	194,927.70	198,502.00	64,338.19	64,338.19	.00	.00	-100.0%
10121 BONUS	.00	1,100.00	1,028.82	1,128.82	.00	.00	-100.0%
10132 STIPENDS- FIREFI	24,226.85	42,108.55	11,887.37	12,537.37	.00	.00	-100.0%
10210 FICA	18,620.06	18,490.00	4,863.30	4,863.30	.00	.00	-100.0%
10220 RETIREMENT	27,285.62	12,031.00	3,127.38	3,127.38	.00	.00	-100.0%
10225 STATE FF RETIREM	28,742.76	16,000.00	.00	.00	.00	.00	.0%
10233 LIFE INSURANCE	.00	1,188.00	.00	.00	.00	.00	.0%
10240 WORKERS COMPENSA	14,717.27	13,544.00	5,823.00	11,646.00	.00	.00	-100.0%
10 PERSONAL SERVICES	308,520.26	302,963.55	91,068.06	97,641.06	.00	.00	-100.0%
<u>30 OPERATING EXPENSES</u>							
30313 PROFESSIONAL FEE	1,850.00	5,643.75	.00	.00	.00	.00	.0%
30340 CONTRACTUAL SERV	6,026.64	12,287.00	2,875.89	2,875.89	.00	.00	-100.0%
30345 CONTRACTUAL VILL	345,383.36	352,291.00	352,291.00	260,842.90	135,150.00	355,276.00	.8%
30349 LAKE COUNTY FIRE	.00	.00	645,246.00	501,858.00	.00	.00	-100.0%
30400 TRAVEL/PER DIEM	.00	260.00	.00	.00	.00	.00	.0%
30410 COMMUNICATIONS	25,895.83	13,228.00	506.94	706.94	.00	.00	-100.0%
30420 POSTAGE	60.30	263.00	15.15	15.15	.00	.00	-100.0%
30430 ELECTRIC	6,616.09	9,891.00	2,002.75	2,002.75	.00	.00	-100.0%
30431 WATER	1,114.20	1,386.00	412.87	412.87	.00	.00	-100.0%
30440 RENTAL OF EQUIPM	.00	1,700.00	.00	.00	.00	.00	.0%

PROJECTION: 2022 FY2022

FOR PERIOD 99

ACCOUNTS FOR:

001 GENERAL FUND	2020 ACTUAL	2021 ORIG BUD	2021 REVISED BUD	2021 ACTUAL	2021 PROJECTION	2022 MGR REVIEW	PCT CHANGE
30450 INSURANCE	20,628.32	27,439.15	14,526.64	24,625.15	.00	.00	-100.0%
30461 RADIO REPAIRS/MA	8,278.22	8,260.20	2,632.00	2,632.00	.00	.00	-100.0%
30462 VEHICLE REPAIRS/	15,875.62	15,000.00	3,326.24	76.93	.00	.00	-100.0%
30463 EQUIPMENT REPAIR	11,059.15	10,390.00	650.00	650.00	.00	.00	-100.0%
30464 FACILITIES REPAI	7,414.15	3,150.00	698.15	698.15	.00	15,000.00	2048.5%
30465 SERVICE CONTRACT	.00	210.00	339.00	339.19	.00	.00	-100.0%
30481 GOODWILL	133.88	310.00	.00	.00	.00	.00	.0%
30490 MISC EXPENSE	408.20	600.00	.00	.00	.00	.00	.0%
30510 OFFICE SUPPLIES	251.38	896.00	559.82	568.09	.00	.00	-100.0%
30520 SUPPLIES	3,934.03	9,100.00	2,665.96	2,994.95	.00	.00	-100.0%
30521 UNIFORMS	7,912.21	8,875.00	148.60	148.60	.00	.00	-100.0%
30522 FUEL	6,733.48	9,560.00	1,754.42	1,754.42	.00	.00	-100.0%
30524 PROMOTIONAL	124.26	1,200.00	.00	.00	.00	.00	.0%
30526 PROTECTIVE CLOTH	12,199.45	11,764.00	73.00	73.00	.00	.00	-100.0%
30540 PROFESSIONAL BOO	.00	1,000.00	.00	.00	.00	.00	.0%
30541 SUBSCRIPTIONS	.00	130.00	.00	.00	.00	.00	.0%
30542 TRAINING & EDUCA	500.00	9,000.00	475.00	475.00	.00	.00	-100.0%
30544 MEMBERSHIPS	160.00	585.00	.00	.00	.00	.00	.0%
30545 TUITION REIMBURS	1,418.00	.00	.00	.00	.00	.00	.0%
30 OPERATING EXPENSES	483,976.77	514,419.10	1,031,199.43	803,749.98	135,150.00	370,276.00	-64.1%
<hr/>							
60 CAPITAL OUTLAY							
60640 EQUIPMENT PURCHA	9,240.72	9,250.00	8,959.16	8,958.66	.00	.00	-100.0%
60 CAPITAL OUTLAY	9,240.72	9,250.00	8,959.16	8,958.66	.00	.00	-100.0%
01522 FIRE CONTROL	801,737.75	826,632.65	1,131,226.65	910,349.70	135,150.00	370,276.00	-67.3%

07/12/2021 14:37 | CITY OF FRUITLAND PARK
 808jmich | NEXT YEAR BUDGET DETAIL REPORT

| P 49
 | bgnyrpts

PROJECTION: 2022 FY2022

ACCOUNTS FOR:
 001 GENERAL FUND

01522 FIRE CONTROL

30 OPERATING EXPENSES

01522 30345 - CONTRACTUAL VILLAGES

PAY VILLAGES FIRE SERVICES FOR
 THE VILLAGES OF PINE RIDGE
 DAIRY
 \$355,276 /2050 HOMES, FY2021
 BASE X CPI 2.2%

VENDOR QUANTITY UNIT COST 2022 MGR REVIEW

1.00 355,276.00 355,276.00 *

355,276.00
 15,000.00 *
 15,000.00

TOTAL 30345 CONTRACTUAL VILLAGES
 01522 30464 - FACILITIES REPAIRS/MAINT

A/C MAINT
 REPLACE A/C

1.00 15,000.00

TOTAL 30464 FACILITIES REPAIRS/MAINT
 TOTAL 30 OPERATING EXPENSES
 TOTAL 01522 FIRE CONTROL

15,000.00
 370,276.00
 370,276.00

808jmich | NEXT YEAR / CURRENT YEAR BUDGET ANALYSIS
 PROJECTION: FY2022 BUDGET

ACCOUNTS FOR:		2020	2021	2022	CHANGE	
			REVISED		FM	
BUILDING & ZONING		ACTUAL	BUD	PROPOSED	FY2021	
1524	BUILDING & ZONING					
10110	SALARY	58,809	60,758	135,264	74,506	123%
10111	BONUS	0	701	1,561	860	123%
10120	WAGES	113,375	130,775	155,052	24,277	19%
10121	BONUS	0	1,509	1,654	145	10%
10159	PHONE ALLOWANCE	0	0	612		100%
10210	FICA	12,738	16,287	22,455	6,168	38%
10220	RETIREMENT	15,183	19,153	31,412	12,259	64%
10230	HOSPITALIZATION	30,566	31,576	53,526	21,950	70%
10233	LIFE INSURANCE	548	432	648	216	50%
10236	DENTAL INSURANCE	909	895	1,518	623	70%
10240	WORKERS COMPENSATION	433	453	540	87	19%
	PERSONAL SERVICES	232,560	262,540	404,243	141,703	54%
30311	ENGINEERING FEES	18,668	120,000	120,000	0	0%
30312	PLANNING FEES	34,681	251,100	251,100	0	0%
30340	CONTRACTUAL SERVICES	315,540	178,114	200,322	22,208	12%
30342	VACANT PROPERTY EXPENS	4,300	0	0	0	#####
30400	TRAVEL/PER DIEM	101	4,400	4,400	0	0%
30410	COMMUNICATIONS	1,828	1,414	3,192	1,778	126%
30420	POSTAGE	1,355	14,648	15,000	353	2%
30440	RENTAL OF EQUIPM	0	0	0	0	#####
30450	INSURANCE	1,366	1,503	1,377	-126	-8%
30462	VEHICLE REPAIRS	43	1,000	2,266	1,266	127%
30463	EQUIPMENT REPAIRS/MAIN	6,605	5,000	5,000	0	0%
30465	SERVICE CONTRACT	0	0	4,992	4,992	#####
30470	PRINTING & COPYING	1,215	5,000	6,200	1,200	24%
30492	LEGAL FEES	1,751	5,000	10,000	5,000	100%
30497	RECORDING FEES	2,073	5,000	10,000	5,000	100%
30510	OFFICE SUPPLIES	4,669	5,000	5,000	0	0%
30520	SUPPLIES	142	2,000	2,500	500	25%
30522	FUEL	296	1,000	2,000	1,000	100%
30540	PROFESSIONAL BOOKS	0	3,000	3,000	0	0%
30542	TRAINING & EDUCATION	1,005	9,453	15,048	5,595	59%
30544	MEMBERSHIPS	426	1,035	1,935	900	87%
	OPERATING EXPENSES	396,064	613,667	663,332	49,665	8%
60630	IMPROVEMENTS	0	12,000	15,000	3,000	25%
60640	EQUIPMENT PURCHASES	221	25,221	221	-25,000	-99%
	CAPITAL OUTLAY	221	37,221	15,221	-22,000	-59%
	BUILDING & ZONING	628,846	913,428	1,082,796	169,368	19%

PROJECTION: 2022 FY2022

FOR PERIOD 99

ACCOUNTS FOR:

001 GENERAL FUND	2020 ACTUAL	2021 ORIG BUD	2021 REVISED BUD	2021 ACTUAL	2021 PROJECTION	2022 MGR REVIEW	PCT CHANGE
<u>01524 BUILDING & ZONING</u>							
<u>10 PERSONAL SERVICES</u>							
10110 SALARY	58,808.64	60,758.46	60,758.46	45,801.28	67,721.26	135,264.00	122.6%
10111 BONUS	.00	701.00	701.00	701.04	781.00	1,561.00	122.7%
10120 WAGES	113,374.78	130,775.00	130,775.00	103,062.55	69,138.99	155,052.14	18.6%
10121 BONUS	.00	1,509.00	1,509.00	1,461.12	798.00	1,654.06	9.6%
10151 HOLIDAY PAY	.00	.00	.00	816.16	.00	.00	.0%
10159 PHONE ALLOWANCE	.00	.00	.00	.00	.00	612.00	.0%
10210 FICA	12,738.43	16,287.00	16,287.00	11,345.84	11,173.00	22,455.00	37.9%
10220 RETIREMENT	15,182.85	19,153.39	19,153.39	15,035.24	7,616.71	31,412.33	64.0%
10230 HEALTH INSURANCE	30,566.14	31,576.32	31,576.32	21,051.84	23,493.60	53,526.00	69.5%
10233 LIFE INSURANCE	547.68	432.00	432.00	288.00	268.20	648.00	50.0%
10236 DENTAL INSURANCE	909.08	894.72	894.72	577.84	1,001.16	1,518.00	69.7%
10240 WORKERS COMPENSA	432.82	453.00	453.00	345.72	346.00	540.00	19.2%
10 PERSONAL SERVICES	232,560.42	262,539.89	262,539.89	200,486.63	182,337.92	404,242.53	54.0%
<u>30 OPERATING EXPENSES</u>							
30311 ENGINEERING FEES	18,667.50	120,000.00	120,000.00	6,380.00	12,000.00	120,000.00	.0%
30312 PLANNING FEES	34,680.63	251,100.00	251,100.00	30,676.25	251,100.00	251,100.00	.0%
30340 CONTRACTUAL SERV	315,539.73	190,274.00	178,114.00	194,283.05	1,005,733.80	200,322.00	12.5%
30342 VACANT PROPERTY	4,300.00	.00	.00	.00	.00	.00	.0%
30400 TRAVEL/PER DIEM	101.05	4,400.00	4,400.00	.00	4,400.00	4,400.00	.0%
30410 COMMUNICATIONS	1,827.98	1,414.08	2,414.08	2,097.82	.00	3,192.00	32.2%

PROJECTION: 2022 FY2022

FOR PERIOD 99

ACCOUNTS FOR:

001 GENERAL FUND	2020 ACTUAL	2021 ORIG BUD	2021 REVISED BUD	2021 ACTUAL	2021 PROJECTION	2022 MGR REVIEW	PCT CHANGE
30420 POSTAGE	1,355.15	14,647.50	14,647.50	2,267.51	.00	15,000.00	2.4%
30440 RENTAL OF EQUIPM	.00	.00	.00	-164.84	.00	.00	.0%
30450 INSURANCE	1,366.32	1,503.26	1,503.26	1,410.13	2,464.00	1,377.00	-8.4%
30462 VEHICLE REPAIRS/	43.15	1,000.00	1,000.00	120.49	.00	2,266.00	126.6%
30463 EQUIPMENT REPAIR	6,605.42	5,000.00	5,000.00	105.00	5,000.00	5,000.00	.0%
30465 SERVICE CONTRACT	.00	.00	500.00	482.69	.00	4,992.00	898.4%
30470 PRINTING & COPYI	1,215.49	5,000.00	2,350.00	.00	2,500.00	6,200.00	163.8%
30492 LEGAL ADVERTISIN	1,750.88	5,000.00	5,000.00	5,131.62	.00	10,000.00	100.0%
30497 RECORDING/FILING	2,073.00	5,000.00	5,000.00	3,500.00	.00	10,000.00	100.0%
30510 OFFICE SUPPLIES	4,669.40	5,000.00	5,000.00	2,184.47	5,000.00	5,000.00	.0%
30520 SUPPLIES	142.34	2,000.00	3,000.00	2,386.41	500.00	2,500.00	-16.7%
30522 FUEL	295.76	1,000.00	1,000.00	332.98	.00	2,000.00	100.0%
30540 PROFESSIONAL BOO	.00	3,000.00	3,000.00	8.00	3,000.00	3,000.00	.0%
30542 TRAINING & EDUCA	1,005.00	9,453.00	9,453.00	919.25	200.00	15,048.00	59.2%
30544 MEMBERSHIPS	425.62	1,035.00	1,035.00	761.57	.00	1,935.00	87.0%
30 OPERATING EXPENSES	396,064.42	625,826.84	613,516.84	252,882.40	1,291,897.80	663,332.00	8.1%
<hr/>							
60 CAPITAL OUTLAY							
60630 IMPROVEMENTS	.00	12,000.00	.00	1,300.00	12,000.00	15,000.00	.0%
60640 EQUIPMENT PURCHA	220.68	25,221.00	37,221.00	39,306.21	.00	221.00	-99.4%
60 CAPITAL OUTLAY	220.68	37,221.00	37,221.00	40,606.21	12,000.00	15,221.00	-59.1%
01524 BUILDING & ZONIN	628,845.52	925,587.73	913,277.73	493,975.24	1,486,235.72	1,082,795.53	18.6%

PROJECTION: 2022 FY2022

ACCOUNTS FOR:
 001 GENERAL FUND

01524 BUILDING & ZONING

10 PERSONAL SERVICES

01524 10110 - SALARY

COMM DEV DIR (DW)
 \$34.95/HR X 2080 HOURS

COMM DEVP DEPUTY (TK)
 30.09/HR 2080 HOURS

VENDOR QUANTITY UNIT COST 2022 MGR REVIEW

1.00 72,685.00 135,264.00 *
 72,685.00

1.00 62,579.00 62,579.00

TOTAL 10110 SALARY

01524 10111 - BONUS

X-MAS BONUS 3 X 8 HOUR DAY

1.00 1,561.00 135,264.00
 1,561.00 *
 1,561.00

TOTAL 10111 BONUS

01524 10120 - WAGES

ADMIN ASST (SW)
 \$20.45/HR X 2080 HOURS

PERMIT TECH (IS)
 \$19.03/HR X 2080 HOURS

CODE ENF OFF (KF) \$20.06/HR X
 2080 hours

STAFF ASSISTANT ()
 \$15.00/HR

1.00 42,526.64 1,561.00
 155,052.14 *
 42,526.64

1.00 39,591.55 39,591.55

1.00 41,733.95 41,733.95

1.00 31,200.00 31,200.00

TOTAL 10120 WAGES

01524 10121 - BONUS

X-MAS BONUS 3 X 8 HOUR DAYS

1.00 1,654.06 155,052.14
 1,654.06 *
 1,654.06

PROJECTION: 2022 FY2022

ACCOUNTS FOR:
 001 GENERAL FUND

	VENDOR	QUANTITY	UNIT COST	2022 MGR REVIEW
TOTAL 10121 BONUS				1,654.06
01524 10159 - PHONE ALLOWANCE		12.00	51.00	612.00 *
\$51/MTH X 12 = \$612/YR COMM DEV DIR				
TOTAL 10159 PHONE ALLOWANCE				612.00
01524 10210 - FICA		1.00	22,455.00	22,455.00 *
WAGES X .0765				
TOTAL 10210 FICA				22,455.00
01524 10220 - RETIREMENT		1.00	31,412.33	31,412.33 *
WAGES X .0847 FRS				
TOTAL 10220 RETIREMENT				31,412.33
01524 10230 - HEALTH INSURANCE		6.00	8,921.00	53,526.00 *
6 FT X \$743.39/MTH X 12 = \$8921/YR				
TOTAL 10230 HEALTH INSURANCE				53,526.00
01524 10233 - LIFE INSURANCE		6.00	108.00	648.00 *
6 FT X \$9.00/MTH X 12 = \$108/YR				
TOTAL 10233 LIFE INSURANCE				648.00
01524 10236 - DENTAL INSURANCE		6.00	253.00	1,518.00 *
6 FT X \$21.06/MTH X 12 = \$253				

PROJECTION: 2022 FY2022

ACCOUNTS FOR:
 001 GENERAL FUND

	VENDOR	QUANTITY	UNIT COST	2022 MGR REVIEW
TOTAL 10236 DENTAL INSURANCE				1,518.00
01524 10240 - WORKERS COMPENSATION				540.00 *
WAGES X RISK CODE		1.00	540.00	540.00
TOTAL 10240 WORKERS COMPENSATION				540.00
TOTAL 10 PERSONAL SERVICES				404,242.53
<u>30 OPERATING EXPENSES</u>				
01524 30311 - ENGINEERING FEES				120,000.00 *
ENGINEERING HALFF		12.00	10,000.00	120,000.00
TOTAL 30311 ENGINEERING FEES				120,000.00
01524 30312 - PLANNING FEES				251,100.00 *
LPG		12.00	20,925.00	251,100.00
TOTAL 30312 PLANNING FEES				251,100.00
01524 30340 - CONTRACTUAL SERVICES				200,322.00 *
FIRE INSPECTOR (ANNUAL FEE)		300.00	50.00	15,000.00
US BANK 3051 CI COPIER		12.00	570.00	6,840.00
BUILDING OFFICIAL BASED ON REVENUE 32200 PERMIT A 50-60%		.50	250,000.00	125,000.00
BASED ON PLANS REVIEW FEES REVENUE 34132		.50	8,032.00	4,016.00
BUILDING OFFICIAL BASED ON REVENUE 32201 PERMIT B 50%		.50	6,000.00	3,000.00
TRAK IT ANNUAL MAINT FEE		1.00	7,500.00	7,500.00
MMD		1.00	2,000.00	2,000.00
MUNIS ASP (APPLICATION SERVICE PROVIDER)		1.00	5,766.00	5,766.00
ANNUAL RECURRING COST PJT ACCTNG (ESCROW) & GEN BILLING DEVPMT		1.00	15,000.00	15,000.00
CODE ENF MAGISTRATE ASHLEY HUNT				

PROJECTION: 2022 FY2022

ACCOUNTS FOR:
 001 GENERAL FUND

	VENDOR	QUANTITY	UNIT COST	2022 MGR REVIEW
		1.00	15,000.00	15,000.00
	IT WARRANTY			
	OFFICE WATER COOLER	12.00	100.00	1,200.00
TOTAL 30340 CONTRACTUAL SERVICES				200,322.00
01524	30400 - TRAVEL/PER DIEM			4,400.00 *
	MILEAGE	1.00	4,400.00	4,400.00
TOTAL 30400 TRAVEL/PER DIEM				4,400.00
01524	30410 - COMMUNICATIONS			3,192.00 *
	VERIZON - 4 PHONES/4 LAPTOPS	12.00	114.00	1,368.00
	SUMMIT FAX	12.00	152.00	1,824.00
TOTAL 30410 COMMUNICATIONS				3,192.00
01524	30420 - POSTAGE			15,000.00 *
	NOTICES-SURROUNDING PROPERTY CODE ENFORCEMENT NOTICES MISC DEPT MAILINGS	1.00	15,000.00	15,000.00
TOTAL 30420 POSTAGE				15,000.00
01524	30450 - INSURANCE			1,377.00 *
	LIABILITY/PROPERTY/PUBLIC OFFICIALS	1.00	1,377.00	1,377.00
TOTAL 30450 INSURANCE				1,377.00
01524	30462 - VEHICLE REPAIRS/MAINT			2,266.00 *
	CHEVY SILVERADO 1500	1.00	2,266.00	2,266.00

PROJECTION: 2022 FY2022

ACCOUNTS FOR:
 001 GENERAL FUND

	VENDOR	QUANTITY	UNIT COST	2022 MGR REVIEW
TOTAL 30462 VEHICLE REPAIRS/MAINT				2,266.00
01524 30463 - EQUIPMENT REPAIRS/MAINT		1.00	5,000.00	5,000.00 *
PRINTERS, COPIER, COMPUTER				5,000.00
TOTAL 30463 EQUIPMENT REPAIRS/MAINT				5,000.00
01524 30465 - SERVICE CONTRACTS		12.00	416.00	4,992.00 *
COPIER DOCUMENTS				4,992.00
TOTAL 30465 SERVICE CONTRACTS				4,992.00
01524 30470 - PRINTING & COPYING		1.00	6,200.00	6,200.00 *
DEPT FORMS, MISC FORMS/MAPS				6,200.00
TOTAL 30470 PRINTING & COPYING				6,200.00
01524 30492 - LEGAL ADVERTISING		1.00	10,000.00	10,000.00 *
				10,000.00
TOTAL 30492 LEGAL ADVERTISING				10,000.00
01524 30497 - RECORDING/FILING FEES		4.00	2,500.00	10,000.00 *
DEVELOPMENT PROJECTS RECORDING FEES & SPECIAL MAGISTRATE RECORDING				10,000.00
TOTAL 30497 RECORDING/FILING FEES				10,000.00
01524 30510 - OFFICE SUPPLIES		1.00	5,000.00	5,000.00 *
GENERAL OPERATING OFFICE SUPPLIES				5,000.00
TOTAL 30510 OFFICE SUPPLIES				5,000.00
01524 30520 - SUPPLIES		1.00	2,000.00	2,500.00 *
OTHER THAN OFFICE SUPPLIES		1.00	500.00	2,000.00
CODE ENFORCEMENT OFFICER UNIFORMS				500.00

PROJECTION: 2022 FY2022

ACCOUNTS FOR:
 001 GENERAL FUND

	VENDOR	QUANTITY	UNIT COST	2022 MGR REVIEW
TOTAL 30520 SUPPLIES				2,500.00
01524 30522 - FUEL		1.00	2,000.00	2,000.00 *
2021 CHEVY SILVERADO				2,000.00
TOTAL 30522 FUEL				2,000.00
01524 30540 - PROFESSIONAL BOOKS		1.00	2,000.00	3,000.00 *
NFPA CODES		1.00	1,000.00	2,000.00
FLA BUILDING				1,000.00
TOTAL 30540 PROFESSIONAL BOOKS				3,000.00
01524 30542 - TRAINING & EDUCATION		6.00	2,508.00	15,048.00 *
DIRECTOR, DEPUTY, ADMIN ASST. PERMIT TECH, CODE ENF, OFFICE ASST				15,048.00
TOTAL 30542 TRAINING & EDUCATION				15,048.00
01524 30544 - MEMBERSHIPS		5.00	360.00	1,935.00 *
NOTARY		1.00	135.00	1,800.00
INTERNATIONAL CODE COUNCIL				135.00
TOTAL 30544 MEMBERSHIPS				1,935.00
TOTAL 30 OPERATING EXPENSES				663,332.00
60 CAPITAL OUTLAY				
01524 60630 - IMPROVEMENTS		1.00	15,000.00	15,000.00 *
RENOVATE PD				15,000.00

07/12/2021 14:37 | CITY OF FRUITLAND PARK
 808jmic | NEXT YEAR BUDGET DETAIL REPORT

| P 56
 | bgnyrpts

PROJECTION: 2022 FY2022

ACCOUNTS FOR:
 001 GENERAL FUND

	VENDOR	QUANTITY	UNIT COST	2022 MGR REVIEW
TOTAL 60630 IMPROVEMENTS				15,000.00
01524 60640 - EQUIPMENT PURCHASES				221.00 *
3RD OF 10 PMTS TO LAKE COUNTY FOR RADIO		1.00	221.00	221.00
TOTAL 60640 EQUIPMENT PURCHASES				221.00
TOTAL 60 CAPITAL OUTLAY				15,221.00
TOTAL 01524 BUILDING & ZONING				1,082,795.53

808jmich | NEXT YEAR / CURRENT YEAR BUDGET ANALYSIS
 PROJECTION: FY2022 BUDGET

ACCOUNTS FOR:		2020	2021	2022	CHANGE	
		ACTUAL	REVISED BUD	PROPOSED	FM	
SOLID WASTE					FY2021	
1534	SOLID WASTE					
30434	SOLID WASTE COLLECTION	209,998	222,000	231,301	9,301	4%
30435	SOLID WASTE DISPOSAL	188,487	187,992	193,101	5,109	3%
30436	YARDWASTE COLLECTION	38,209	37,484	38,597	1,113	3%
30437	YARDWASTE DISPOSAL	13,201	13,232	13,381	149	1%
30438	RECYCLE	50,767	50,148	51,315	1,167	2%
	OPERATING EXPENSES	500,662	510,856	527,695	16,839	3%
	SOLID WASTE	500,662	510,856	527,695	16,839	3%

PROJECTION: 2022 FY2022

FOR PERIOD 99

ACCOUNTS FOR:

001 GENERAL FUND	2020 ACTUAL	2021 ORIG BUD	2021 REVISED BUD	2021 ACTUAL	2021 PROJECTION	2022 MGR REVIEW	PCT CHANGE
<hr/>							
01534 SOLID WASTE							
<hr/>							
30 OPERATING EXPENSES							
30434 SOLID WASTE COLL	209,998.46	222,000.00	222,000.00	165,813.98	216,000.00	231,301.00	4.2%
30435 SOLID WASTE DISP	188,487.03	187,992.00	187,992.00	149,274.68	186,000.00	193,101.00	2.7%
30436 YARDWASTE COLLEC	38,208.69	37,484.00	37,484.00	31,260.56	31,200.00	38,597.00	3.0%
30437 YARDWASTE DISPOS	13,200.81	13,232.00	13,232.00	10,793.90	11,400.00	13,381.00	1.1%
30438 RECYCLE	50,766.71	50,148.00	50,148.00	41,617.65	40,800.00	51,315.00	2.3%
30 OPERATING EXPENSES	500,661.70	510,856.00	510,856.00	398,760.77	485,400.00	527,695.00	3.3%
01534 SOLID WASTE	500,661.70	510,856.00	510,856.00	398,760.77	485,400.00	527,695.00	3.3%

PROJECTION: 2022 FY2022

ACCOUNTS FOR:
 001 GENERAL FUND

	VENDOR	QUANTITY	UNIT COST	2022 MGR REVIEW
01534 SOLID WASTE				
<u>30 OPERATING EXPENSES</u>				
01534	30434 - SOLID WASTE COLLECTION			231,301.00 *
	REVENUE 01001-34340	1.00	231,301.00	231,301.00
TOTAL 30434 SOLID WASTE COLLECTION				
01534	30435 - SOLID WASTE DISPOSAL			231,301.00
	REVENUE 01001-34341	1.00	193,101.00	193,101.00 *
TOTAL 30435 SOLID WASTE DISPOSAL				
01534	30436 - YARDWASTE COLLECTION			193,101.00
	REVENUE 01001-34342	1.00	38,597.00	38,597.00 *
TOTAL 30436 YARDWASTE COLLECTION				
01534	30437 - YARDWASTE DISPOSAL			38,597.00
	REVENUE 01001-34343	1.00	13,381.00	13,381.00 *
TOTAL 30437 YARDWASTE DISPOSAL				
01534	30438 - RECYCLE			13,381.00
	REVENUE 01001-34344	1.00	51,315.00	51,315.00 *
TOTAL 30438 RECYCLE				
TOTAL 30 OPERATING EXPENSES				527,695.00
TOTAL 01534 SOLID WASTE				527,695.00

808jmich | NEXT YEAR / CURRENT YEAR BUDGET ANALYSIS
 PROJECTION: FY2022 BUDGET

ACCOUNTS FOR:		2020	2021	2022	CHANGE	
		ACTUAL	REVISED BUD	PROPOSED	FM	
STORMWATER MANAGEMENT					FY2021	
1538	STORMWATER MANAGEMENT					
30311	ENGINEERING FEES	0	2,500	2,500	0	0%
30312	PLANNING FEES	0	500	500	0	0%
30316	GRANT PROGRAM	0	400,000	400,000	0	0% MIRROR LAKE
30340	CONTRACTUAL SERVICES	10,000	9,000	9,000	0	0%
30400	TRAVEL/PER DIEM	0	250	250	0	0%
30467	SYSTEM REPAIRS	55	10,000	10,000	0	0%
30470	PRINTING & COPYING	0	200	200	0	0%
30780	ADVERTISING	0	200	200	0	0%
30510	OFFICE SUPPLIES	0	200	200	0	0%
30520	SUPPLIES	0	500	500	0	0%
30542	TRAINING & EDUCATION	0	500	500	0	0%
30544	MEMBERSHIPS	0	425	425	0	0%
	OPERATING EXPENSES	10,055	424,275	424,275	0	0%
60630	IMPROVEMENTS		100,000	100,000	0	0%
	CAPITAL OUTLAY	0	100,000	100,000	0	0%
	STORMWATER MANAGEMENT	10,055	524,275	524,275	0	0%

07/12/2021 14:31
808jmtch

CITY OF FRUITLAND PARK
NEXT YEAR / CURRENT YEAR BUDGET ANALYSIS

P 23
bgnyrpts

PROJECTION: 2022 FY2022

FOR PERIOD 99

ACCOUNTS FOR:

001 GENERAL FUND	2020 ACTUAL	2021 ORIG BUD	2021 REVISED BUD	2021 ACTUAL	2021 PROJECTION	2022 MGR REVIEW	PCT CHANGE
<u>01538 STORMWATER MANAGEMENT</u>							
<u>30 OPERATING EXPENSES</u>							
30311 ENGINEERING FEES	.00	2,500.00	2,500.00	.00	2,500.00	2,500.00	.0%
30312 PLANNING FEES	.00	500.00	500.00	.00	500.00	500.00	.0%
30316 GRANT PROGRAM	.00	400,000.00	400,000.00	2,100.00	400,000.00	400,000.00	.0%
30340 CONTRACTUAL SERV	10,000.00	9,000.00	9,000.00	2,250.00	9,000.00	9,000.00	.0%
30400 TRAVEL/PER DIEM	.00	250.00	250.00	.00	250.00	250.00	.0%
30467 SYSTEM REPAIRS	54.66	10,000.00	10,000.00	.00	10,000.00	10,000.00	.0%
30470 PRINTING & COPYI	.00	200.00	200.00	.00	200.00	200.00	.0%
30480 ADVERTISING	.00	200.00	200.00	.00	200.00	200.00	.0%
30510 OFFICE SUPPLIES	.00	200.00	200.00	.00	200.00	200.00	.0%
30520 SUPPLIES	.00	500.00	500.00	.00	500.00	500.00	.0%
30542 TRAINING & EDUCA	.00	500.00	500.00	.00	500.00	500.00	.0%
30544 MEMBERSHIPS	.00	425.00	425.00	.00	425.00	425.00	.0%
30 OPERATING EXPENSES	10,054.66	424,275.00	424,275.00	4,350.00	424,275.00	424,275.00	.0%
<u>60 CAPITAL OUTLAY</u>							
60630 IMPROVEMENTS	.00	100,000.00	100,000.00	.00	100,000.00	100,000.00	.0%
60 CAPITAL OUTLAY	.00	100,000.00	100,000.00	.00	100,000.00	100,000.00	.0%
01538 STORMWATER MANAG	10,054.66	524,275.00	524,275.00	4,350.00	524,275.00	524,275.00	.0%

PROJECTION: 2022 FY2022

ACCOUNTS FOR:
 001 GENERAL FUND

01538 STORMWATER MANAGEMENT

30 OPERATING EXPENSES

01538 30311 - ENGINEERING FEES

STORMWATER ISSUES AND OTHER
 PROJECTS

VENDOR	QUANTITY	UNIT COST	2022 MGR REVIEW
	1.00	2,500.00	2,500.00 *
			2,500.00

TOTAL 30311 ENGINEERING FEES

01538 30312 - PLANNING FEES

MISC PLANNING FEES

	1.00	500.00	2,500.00 *
			500.00
			500.00

TOTAL 30312 PLANNING FEES

01538 30316 - GRANT PROGRAM STMWTR

LAKE COUNTY WATER AUTHORITY
 GRANT
 MIRROR LAKE STORMWATER PJT

	1.00	400,000.00	500.00 *
			400,000.00
			400,000.00

TOTAL 30316 GRANT PROGRAM

01538 30340 - CONTRACTUAL SERVICES

NPDES CORR DINATOR FOR PERMIT
 COMPLIANCE

	1.00	9,000.00	400,000.00 *
			9,000.00
			9,000.00

TOTAL 30340 CONTRACTUAL SERVICES

01538 30400 - TRAVEL/PER DIEM

STORMWATER OPERATOR COURSE

	1.00	250.00	9,000.00 *
			250.00
			250.00

TOTAL 30400 TRAVEL/PER DIEM

01538 30467 - STORMWATER SYSTEM REPAIRS

MISC REPAIRS (WASH OUTS, ETC)

	1.00	10,000.00	250.00 *
			10,000.00
			10,000.00

PROJECTION: 2022 FY2022

ACCOUNTS FOR:
 001 GENERAL FUND

	VENDOR	QUANTITY	UNIT COST	2022 MGR REVIEW
TOTAL 30467 SYSTEM REPAIRS				10,000.00
01538 30470 - PRINTING & COPYING		1.00	200.00	200.00 *
PUBLIC OUTREACH				200.00
TOTAL 30470 PRINTING & COPYING				200.00
01538 30480 - ADVERTISING		1.00	200.00	200.00 *
ADVERTISING				200.00
TOTAL 30480 ADVERTISING				200.00
01538 30510 - OFFICE SUPPLIES		1.00	200.00	200.00 *
MISCELLANEOUS SUPPLIES				200.00
TOTAL 30510 OFFICE SUPPLIES				200.00
01538 30520 - SUPPLIES		1.00	500.00	500.00 *
LCWA GRANT FOR DISPLAY MATERIALS - REIMBURSABLE				500.00
TOTAL 30520 SUPPLIES				500.00
01538 30542 - TRAINING & EDUCATION		1.00	500.00	500.00 *
STORMWATER OPERATOR COURSE				500.00
TOTAL 30542 TRAINING & EDUCATION				500.00
01538 30544 - MEMBERSHIPS		1.00	425.00	425.00 *
FLORIDA STORMWATER ASSOCIATION				425.00
TOTAL 30544 MEMBERSHIPS				425.00
TOTAL 30 OPERATING EXPENSES				424,275.00
60 CAPITAL OUTLAY				
01538 60630 - IMPROVEMENTS CAPITAL OUTLAY		1.00	100,000.00	100,000.00 *
STORMWATER PROJECT				100,000.00

07/12/2021 14:37 |CITY OF FRUITLAND PARK
808jmic |NEXT YEAR BUDGET DETAIL REPORT

|P 60
|bgnyrpts

PROJECTION: 2022 FY2022

ACCOUNTS FOR:
001 GENERAL FUND

VENDOR QUANTITY UNIT COST 2022 MGR REVIEW

TOTAL 60630 IMPROVEMENTS				100,000.00
TOTAL 60 CAPITAL OUTLAY				100,000.00
TOTAL 01538 STORMWATER MANAGEMENT				524,275.00

808jmich | NEXT YEAR / CURRENT YEAR BUDGET ANALYSIS
 PROJECTION: FY2022 BUDGET

ACCOUNTS FOR:	2020	2021	2022	CHANGE	
	ACTUAL	REVISED BUD	PROPOSED	FM FY2021	
ROAD & STREET FACILITIES					
1541 ROAD & STREET FACILITIES					
10110 SALARY	33,757	32,136	34,225	2,089	7%
10111 BONUS	0	371	395	24	6%
10120 WAGES	54,713	139,319	166,871	27,552	20%
10121 BONUS	0	1,608	1,925	317	20%
10140 OVERTIME	3,319	6,000	6,000	0	0%
10210 FICA	6,862	14,898	17,476	2,578	17%
10220 RETIREMENT	5,586	15,311	20,415	5,104	33%
10230 HOSPITALIZATION	6,442	35,523	49,066	13,542	38%
10233 LIFE INSURANCE	270	486	594	108	22%
10236 DENTAL INSURANCE	276	1,007	1,392	385	38%
10240 WORKERS COMPENSATIO	14,064	19,001	23,000	3,999	21%
PERSONAL SERVICES	125,289	265,660	321,358	55,698	21%
30340 CONTRACTUAL SERVICES	2,308	10,000	13,200	3,200	32%
30400 TRAVEL/PER DIEM	0	950	950	0	0%
30410 COMMUNICATIONS	1,156	5,300	5,300	0	0%
30420 POSTAGE	6	10	10	0	0%
30430 ELECTRIC	66,902	72,000	72,000	0	0%
30431 WATER	1,025	1,080	2,160	1,080	100%
30440 RENTAL OF EQUIPMENT	80	2,000	2,000	0	0%
30450 INSURANCE	15,696	17,269	22,581	5,312	31%
30460 LIGHT REPAIRS	33,566	39,250	39,250	0	0%
30461 RADIO REPAIRS/MAINT	1,872	4,000	4,000	0	0%
30462 VEHICLE REPAIRS/MAINT	1,524	6,500	6,500	0	0%
30463 EQUIPMENT REPAIRS/MA	4,344	5,000	6,000	1,000	20%
30464 FACILITIES REPAIRS/MAI	1,641	11,792	11,792	0	0%
30465 SERVICE CONTRACTS	0	0	1,080	1,080	#####
30490 MISC EXPENSE	344	6,000	6,000	0	0%
30510 OFFICE SUPPLIES	946	1,500	1,500	0	0%
30520 SUPPLIES	20,926	22,500	22,500	0	0%
30521 UNIFORMS	1,636	2,800	2,925	125	4%
30522 FUEL	1,567	8,500	8,500	0	0%
30542 TRAINING & EDUCATION	0	1,000	1,000	0	0%
30544 MEMBERSHIPS	0	650	650	0	0%
OPERATING EXPENSES	155,538	218,101	229,898	11,797	5%
60631 STREETS & ROAD RESURF/	23,450	56,600	131,600	75,000	133%
60640 EQUIPMENT PURCHASES	19,675	35,416	19,416	-16,000	-45%
CAPITAL OUTLAY	43,126	92,016	151,016	59,000	64%
ROAD & STREET FACILITI	323,953	575,777	702,272	126,495	22%

07/12/2021 14:31
808jmtch

CITY OF FRUITLAND PARK
NEXT YEAR / CURRENT YEAR BUDGET ANALYSIS

IP 24
|bgnyrpts

PROJECTION: 2022 FY2022

FOR PERIOD 99

ACCOUNTS FOR:

001 GENERAL FUND	2020 ACTUAL	2021 ORIG BUD	2021 REVISED BUD	2021 ACTUAL	2021 PROJECTION	2022 MGR REVIEW	PCT CHANGE
<u>01541 ROAD & STREET FACILITIES</u>							
<u>10 PERSONAL SERVICES</u>							
10110 SALARY	33,757.04	32,136.00	32,136.00	23,691.60	31,964.50	34,225.00	6.5%
10111 BONUS	.00	371.00	371.00	354.60	737.50	395.00	6.5%
10120 WAGES	54,712.65	139,319.00	139,319.00	58,205.48	36,721.00	166,871.00	19.8%
10121 BONUS	.00	1,608.00	1,608.00	104.00	424.00	1,925.00	19.7%
10140 OVERTIME	3,319.32	6,000.00	6,000.00	204.96	6,000.00	6,000.00	.0%
10151 HOLIDAY PAY	.00	.00	.00	247.60	.00	.00	.0%
10210 FICA	6,862.07	14,898.00	14,898.00	6,222.72	8,506.00	17,476.00	17.3%
10220 RETIREMENT	5,586.08	15,311.00	15,311.00	6,369.78	4,830.00	20,415.00	33.3%
10230 HEALTH INSURANCE	6,442.09	35,523.36	35,523.36	10,949.27	15,662.40	49,065.50	38.1%
10233 LIFE INSURANCE	269.99	486.00	486.00	206.92	178.80	594.00	22.2%
10236 DENTAL INSURANCE	275.58	1,006.56	1,006.56	335.52	667.44	1,391.50	38.2%
10240 WORKERS COMPENSA	14,063.70	19,001.00	19,001.00	11,309.84	10,677.00	23,000.00	21.0%
10 PERSONAL SERVICES	125,288.52	265,659.92	265,659.92	118,202.29	116,368.64	321,358.00	21.0%
<u>30 OPERATING EXPENSES</u>							
30340 CONTRACTUAL SERV	2,308.36	10,000.00	10,000.00	3,045.10	5,000.00	13,200.00	32.0%
30400 TRAVEL/PER DIEM	.00	950.00	950.00	.00	950.00	950.00	.0%
30410 COMMUNICATIONS	1,155.79	5,300.00	5,300.00	2,358.77	5,300.00	5,300.00	.0%
30420 POSTAGE	5.50	10.00	10.00	1.02	10.00	10.00	.0%
30430 ELECTRIC	66,901.68	72,000.00	72,000.00	50,063.61	72,000.00	72,000.00	.0%
30431 WATER	1,025.37	1,080.00	1,080.00	846.89	900.00	2,160.00	100.0%

07/12/2021 14:31
808jmich

CITY OF FRUITLAND PARK
NEXT YEAR / CURRENT YEAR BUDGET ANALYSIS

P 25
|bgnyrpts

PROJECTION: 2022 FY2022

FOR PERIOD 99

ACCOUNTS FOR:

001 GENERAL FUND	2020 ACTUAL	2021 ORIG BUD	2021 REVISED BUD	2021 ACTUAL	2021 PROJECTION	2022 MGR REVIEW	PCT CHANGE
30440 RENTAL OF EQUIPM	79.70	2,000.00	2,000.00	601.62	2,000.00	2,000.00	.0%
30450 INSURANCE	15,695.80	17,268.82	17,268.82	16,198.74	28,320.00	22,581.00	30.8%
30460 REPAIRS	33,565.50	39,250.00	39,250.00	223.28	39,250.00	39,250.00	.0%
30461 RADIO REPAIRS/MA	1,872.00	4,000.00	4,000.00	1,872.00	4,000.00	4,000.00	.0%
30462 VEHICLE REPAIRS/	1,524.18	6,500.00	6,500.00	1,163.40	6,500.00	6,500.00	.0%
30463 EQUIPMENT REPAIR	4,344.36	5,000.00	5,000.00	3,488.89	2,500.00	6,000.00	20.0%
30464 FACILITIES REPAI	1,640.70	11,792.00	11,792.00	1,730.44	11,792.00	11,792.00	.0%
30465 SERVICE CONTRACT	.00	.00	.00	233.92	.00	1,080.00	.0%
30490 MISC EXPENSE	343.80	6,000.00	6,000.00	.00	6,000.00	6,000.00	.0%
30510 OFFICE SUPPLIES	946.09	1,500.00	1,500.00	363.69	1,500.00	1,500.00	.0%
30520 SUPPLIES	20,925.61	22,500.00	22,500.00	6,104.82	22,500.00	22,500.00	.0%
30521 UNIFORMS	1,636.35	2,800.00	2,800.00	756.14	1,300.00	2,925.00	4.5%
30522 FUEL	1,567.46	8,500.00	8,500.00	4,597.99	5,500.00	8,500.00	.0%
30542 TRAINING & EDUCA	.00	1,000.00	1,000.00	.00	1,000.00	1,000.00	.0%
30544 MEMBERSHIPS	.00	650.00	650.00	225.00	650.00	650.00	.0%
30 OPERATING EXPENSES	155,538.25	218,100.82	218,100.82	93,875.32	216,972.00	229,898.00	5.4%
<hr/>							
60 CAPITAL OUTLAY							
60631 STREETS & ROAD R	23,450.45	56,600.00	56,600.00	2,066.00	.00	131,600.00	132.5%
60640 EQUIPMENT PURCHA	19,675.37	35,416.00	35,416.00	34,923.78	.00	19,416.00	-45.2%
60 CAPITAL OUTLAY	43,125.82	92,016.00	92,016.00	36,989.78	.00	151,016.00	64.1%
01541 ROAD & STREET FA	323,952.59	575,776.74	575,776.74	249,067.39	333,340.64	702,272.00	22.0%

PROJECTION: 2022 FY2022

ACCOUNTS FOR:
 001 GENERAL FUND

01541 ROAD & STREET FACILITIES

10 PERSONAL SERVICES

	VENDOR	QUANTITY	UNIT COST	2022 MGR REVIEW
01541 10110 - SALARY				34,225.00 *
		.50	68,450.00	34,225.00
DIRECTOR (RD) \$32.91/HR X 2080 HOURS 50% R&S, 50% UTILITIES				
TOTAL 10110 SALARY				
01541 10111 - BONUS				34,225.00 395.00 *
		.50	790.00	395.00
X-MAS BONUS 3 X 8 HOUR DAYS 50% R&S, 50% UTILITIES				
TOTAL 10111 BONUS				
01541 10120 - WAGES				395.00 166,871.00 *
		1.00	32,136.00	32,136.00
SERVICE WORKER (VAC) \$15.45/HR X 2080				
		1.00	32,136.00	32,136.00
SERVICE WORKER (DB) \$15.45/HR X 2080				
		1.00	32,136.00	32,136.00
SERVICE WORKER (VAC) \$15.45/HR X 2080				
		1.00	34,167.00	34,167.00
ADMIN ASST (SO) FT \$16.43/HR X 2080 HOURS				
		1.00	4,160.00	4,160.00
\$2.00.HR FOR RAISES				
		1.00	32,136.00	32,136.00
SERIVE WORKER (NEW) \$15.45/HR X 2080				
TOTAL 10120 WAGES				
01541 10121 - BONUS				166,871.00 1,925.00 *
		1.00	1,925.00	1,925.00
X-MAS BONUS 3 X 8 HOUR DAYS				

PROJECTION: 2022 FY2022

ACCOUNTS FOR:
 001 GENERAL FUND

	VENDOR	QUANTITY	UNIT COST	2022 MGR REVIEW
TOTAL 10121 BONUS				1,925.00
01541 10140 - OVERTIME		1.00	6,000.00	6,000.00 *
OVERTIME				6,000.00
TOTAL 10140 OVERTIME				6,000.00 *
01541 10210 - FICA		1.00	17,476.00	17,476.00 *
WAGES X .0765				17,476.00
TOTAL 10210 FICA				17,476.00
01541 10220 - RETIREMENT		1.00	20,415.00	20,415.00 *
WAGES X .05 ICMA				20,415.00
WAGES X .0847 FRS				20,415.00
TOTAL 10220 RETIREMENT				20,415.00
01541 10230 - HEALTH INSURANCE		5.50	8,921.00	49,065.50 *
5.5 FT @ \$743.37/MTH X 12 =				49,065.50
\$8921/YR				
TOTAL 10230 HEALTH INSURANCE				49,065.50
01541 10233 - LIFE INSURANCE		5.50	108.00	594.00 *
5.5 FT @ \$9.00/MTH X 12 =				594.00
\$108/YR				
TOTAL 10233 LIFE INSURANCE				594.00
01541 10236 - DENTAL INSURANCE		5.50	253.00	1,391.50 *
5.5 FT @ \$21.06/MTH X 12 =				1,391.50
\$253/YR				

PROJECTION: 2022 FY2022

ACCOUNTS FOR:
 001 GENERAL FUND

	VENDOR	QUANTITY	UNIT COST	2022 MGR REVIEW
TOTAL 10236 DENTAL INSURANCE				1,391.50
01541 10240 - WORKERS COMPENSATION		1.00	23,000.00	23,000.00 *
WAGES X RISK CODE				23,000.00
TOTAL 10240 WORKERS COMPENSATION				23,000.00
TOTAL 10 PERSONAL SERVICES				321,358.00
<u>30 OPERATING EXPENSES</u>				
01541 30340 - CONTRACTUAL SERVICES				13,200.00 *
STREET REPAIRS		1.00	10,000.00	10,000.00
STREET SWEE[OMG (VILLAGES HWY)		4.00	800.00	3,200.00
TOTAL 30340 CONTRACTUAL SERVICES				13,200.00
01541 30400 - TRAVEL/PER DIEM				950.00 *
SUPERVISOR TRAINING		1.00	150.00	150.00
DOT MAINT OF TRAFFIC TRAINING		1.00	200.00	200.00
PER DIEM		1.00	600.00	600.00
TOTAL 30400 TRAVEL/PER DIEM				950.00
01541 30410 - COMMUNICATIONS				5,300.00 *
VERIZON WIRELESS - PHONES/TABLETS		12.00	100.00	1,200.00
PHONE REPLACEMENT		1.00	600.00	600.00
NEW CELL PHONES		1.00	3,500.00	3,500.00
TOTAL 30410 COMMUNICATIONS				5,300.00
01541 30420 - POSTAGE				10.00 *
		1.00	10.00	10.00

PROJECTION: 2022 FY2022

ACCOUNTS FOR:
 001 GENERAL FUND

	VENDOR	QUANTITY	UNIT COST	2022 MGR REVIEW
TOTAL 30420 POSTAGE				10.00
01541 30430 - ELECTRIC		12.00	6,000.00	72,000.00 *
POLE BARN, PALM/441, BLINKER 466A/DIXIE, BERCKMAN, COLLEGE NEW-DIXIE/URICK/THOMAS				
TOTAL 30430 ELECTRIC				72,000.00
01541 30431 - WATER		12.00	180.00	2,160.00 *
PW BLDG, N CITY SIGN, BERCKMAN ST, S CITY SIGN				
TOTAL 30431 WATER				2,160.00
01541 30440 - RENTAL OF EQUIPMENT		1.00	2,000.00	2,000.00 *
COMPRESSOR, LIGHT TOWER				
TOTAL 30440 RENTAL OF EQUIPMENT				2,000.00
01541 30450 - INSURANCE		1.00	22,581.00	22,581.00 *
LIABILITY/PROPERTY/PUBLIC OFFICIALS & AUTOS				
TOTAL 30450 INSURANCE				22,581.00
01541 30460 - LIGHTS REPAIR & MAINT		1.00	800.00	39,250.00 *
ST LIGHT MAINTENANCE				
		1.00	1,600.00	1,600.00
CITY OWNED ST LIGHT REPAIRS				
		1.00	31,150.00	31,150.00
TRAFFIC LIGHT AGREEMENT - LAKE COUNTY				
ADDING 3 NEW TRAFFIC LIGHTS CR466A & CR468 (ROSE) CR466A & TIMBERTOP RD CR466A & MICRO RACETRACK RD LAKE COUNTY ILA				
		1.00	5,700.00	5,700.00
NEW FLASHING SCHOOL LIGHTS				

PROJECTION: 2022 FY2022

ACCOUNTS FOR:
 001 GENERAL FUND

	VENDOR	QUANTITY	UNIT COST	2022 MGR REVIEW
TOTAL 30460 REPAIRS				39,250.00
01541 30461 - RADIO REPAIRS/MAINT				4,000.00 *
		1.00	3,750.00	3,750.00
MISCELLANEOUS RADIO REPAIRS				
BATTERIES		1.00	250.00	250.00
TOTAL 30461 RADIO REPAIRS/MAINT				4,000.00
01541 30462 - VEHICLE REPAIRS/MAINT				6,500.00 *
		1.00	6,500.00	6,500.00
PREVENTATIVE MAINTENANCE - ALL				
TOTAL 30462 VEHICLE REPAIRS/MAINT				6,500.00
01541 30463 - EQUIPMENT REPAIRS/MAINT				6,000.00 *
		1.00	6,000.00	6,000.00
REPAIRS - CHIPPER/BUSH HOG/CHOPSAW/CHAINSAW/ROTOTILLER				
TOTAL 30463 EQUIPMENT REPAIRS/MAINT				6,000.00
01541 30464 - FACILITIES REPAIRS/MAINT				11,792.00 *
		1.00	3,000.00	3,000.00
MISC REPAIRS & MAINT		12.00	66.00	792.00
TERMINIX - PEST CONTROL		1.00	5,000.00	5,000.00
TREE TRIMMING (FM CRA)		1.00	3,000.00	3,000.00
TUB GRINDER (FM CRA)				
TOTAL 30464 FACILITIES REPAIRS/MAINT				11,792.00
01541 30465 - SERVICE CONTRACTS				1,080.00 *
		12.00	90.00	1,080.00
COPIER DOCUMENTS				
TOTAL 30465 SERVICE CONTRACTS				1,080.00
01541 30490 - MISC EXPENSE				6,000.00 *
		1.00	6,000.00	6,000.00
FLAGS				

PROJECTION: 2022 FY2022

ACCOUNTS FOR:
 001 GENERAL FUND

	VENDOR	QUANTITY	UNIT COST	2022 MGR REVIEW
TOTAL 30490 MISC EXPENSE				6,000.00
01541 30510 - OFFICE SUPPLIES				1,500.00 *
PRINTER CARTRIDGES		1.00	1,500.00	1,500.00
TOTAL 30510 OFFICE SUPPLIES				1,500.00
01541 30520 - SUPPLIES				22,500.00 *
ROAD REPAIR MATERIALS, ASPHALT, MILLINGS ETC		1.00	12,500.00	12,500.00
ADDITIONAL SUPPLIES TO MAINTAIN 441		1.00	10,000.00	10,000.00
TOTAL 30520 SUPPLIES				22,500.00
01541 30521 - UNIFORMS				2,925.00 *
UNIFORMS - (RD)		1.00	2,000.00	2,000.00
BOOT ALLOWANCE (PWD & SERV WKRS)		5.00	125.00	625.00
SHIRTS (PWD)		10.00	30.00	300.00
TOTAL 30521 UNIFORMS				2,925.00
01541 30522 - FUEL				8,500.00 *
VEHICLES AND EQUIPMENT 201, 204, 210, 526		1.00	8,500.00	8,500.00
TOTAL 30522 FUEL				8,500.00
01541 30542 - TRAINING & EDUCATION				1,000.00 *
SUPERVISOR TRAINING		1.00	200.00	200.00
DOT MAINTENANCE OF TRAFFIC TRAINING		1.00	200.00	200.00
ADDITIONAL TRAINING		1.00	600.00	600.00

07/12/2021 14:37 |CITY OF FRUITLAND PARK
808jmi ch |NEXT YEAR BUDGET DETAIL REPORT

PROJECTION: 2022 FY2022

ACCOUNTS FOR:
001 GENERAL FUND

01541 TOTAL 30542 TRAINING & EDUCATION
30544 - MEMBERSHIPS
AMERICAN PUBLIC WORKS ASSOC
(APWA)

TOTAL 30544 MEMBERSHIPS
TOTAL 30 OPERATING EXPENSES

60 CAPITAL OUTLAY
01541 60631 - ROAD RESURFACING
TREE TRIMMING
STREET SIGNS
ROAD SURFACE PAVING,
ROADS/SIDEWALKS
01581-90921 TRANSFER TO PAVING
75K
SIDEWALKS

01541 TOTAL 60631 STREETS & ROAD RESURFACING
60640 - EQUIPMENT PURCHASES
4TH OF 10 PMTS TO LAKE COUNTY
FOR RADIOS
VENTRAC TRACTOR

TOTAL 60640 EQUIPMENT PURCHASES
TOTAL 60 CAPITAL OUTLAY
TOTAL 01541 ROAD & STREET FACILITIES

VENDOR	QUANTITY	UNIT COST	2022 MGR REVIEW
	1.00	150.00	1,000.00 650.00 *
	1.00	500.00	150.00 500.00
			650.00 229,898.00
	1.00	11,000.00	131,600.00 *
	1.00	10,600.00	11,000.00
	1.00	100,000.00	10,600.00 100,000.00
	1.00	10,000.00	10,000.00
	1.00	3,416.00	131,600.00 19,416.00 *
	1.00	16,000.00	3,416.00 16,000.00
			19,416.00 151,016.00 702,272.00

808jmich | NEXT YEAR / CURRENT YEAR BUDGET ANALYSIS
 PROJECTION: FY2022 BUDGET

ACCOUNTS FOR:		2020	2021	2022	CHANGE	
LIBRARY		ACTUAL	REVISED BUD	PROPOSED	FM FY2021	
1571	LIBRARY					
10110	SALARY	57,181	58,338	62,237	3,899	7%
10111	BONUS	0	673	718	45	7%
10120	WAGES	208,166	222,800	243,361	20,561	9%
10121	BONUS	0	2,673	2,913	240	9%
10140	OVERTIME	42	1,000	1,000	0	0%
10210	FICA	19,771	23,633	25,695	2,062	9%
10220	RETIREMENT	18,941	23,453	27,343	3,890	17%
10230	HOSPITALIZATION	18,995	39,470	44,605	5,135	13%
10233	LIFE INSURANCE	408	540	540	0	0%
10236	DENTAL INSURANCE	583	1,118	1,265	147	13%
10240	WORKERS COMPENSATION	634	668	569	-99	-15%
	PERSONAL SERVICES	324,720	374,367	410,246	35,879	10%
30340	CONTRACTUAL SERVICES	16,892	11,650	9,888	-1,762	-15%
30400	TRAVEL/PER DIEM	504	50	1,550	1,500	3000%
30410	COMMUNICATIONS	22,420	21,240	21,240	0	0%
30420	POSTAGE	212	700	700	0	0%
30430	ELECTRIC	12,489	13,200	13,200	0	0%
30431	WATER	3,752	5,400	5,400	0	0%
30450	INSURANCE	20,470	22,522	29,449	6,927	31%
30464	FACILITIES REPAIRS/MAI	8,117	7,460	8,360	900	12%
30465	SERVICE CONTRACTS	479	2,194	7,694	5,500	251%
30483	PROGRAMS	6,197	7,100	7,100	0	0%
30510	OFFICE SUPPLIES	25,944	12,180	13,680	1,500	12%
30520	SUPPLIES	6,437	7,100	7,100	0	0%
30524	PROMOTIONAL	0	500	500	0	0%
30525	CAFESUPPLIES/EXP	0	5,000	12,000	7,000	140%
30541	SUBSCRIPTIONS	2,290	2,000	2,000	0	0%
30542	TRAINING & EDUCATION	165	145	2,145	2,000	1379%
30544	MEMBERSHIPS	391	420	420	0	0%
30545	TUITION REIMBURSEMENT	0	500	500	0	0%
	OPERATING EXPENSES	126,759	119,361	142,926	23,565	20%
60640	EQUIPMENT PURCHASE	5,371	10,550	1,470	-9,080	-86%
60647	EQUIPMENT DONATION	8,887	0	0	0	0%
60660	LIBRARY BOOKS	33,123	64,000	67,266	3,266	5%
60664	LIBRARY DVDS	4,818	5,000	5,000	0	0%
	CAPITAL OUTLAY	52,200	79,550	73,736	-5,814	-7%
TOTAL	LIBRARY	503,679	573,277	626,908	53,631	9%

07/12/2021 14:31
808jmich

CITY OF FRUITLAND PARK
NEXT YEAR / CURRENT YEAR BUDGET ANALYSIS

P 26
bgnyrpts

PROJECTION: 2022 FY2022

FOR PERIOD 99

ACCOUNTS FOR:

001 GENERAL FUND	2020 ACTUAL	2021 ORIG BUD	2021 REVISED BUD	2021 ACTUAL	2021 PROJECTION	2022 MGR REVIEW	PCT CHANGE
<u>01571 LIBRARY</u>							
<u>10 PERSONAL SERVICES</u>							
10110 SALARY	57,181.12	58,338.00	58,338.00	45,014.40	47,497.00	62,237.00	6.7%
10111 BONUS	.00	673.00	673.00	673.20	548.00	718.00	6.7%
10120 WAGES	208,165.79	222,800.00	222,800.00	168,393.74	88,920.00	243,361.00	9.2%
10121 BONUS	.00	2,673.00	2,673.00	2,476.08	1,103.00	2,913.00	9.0%
10140 OVERTIME	41.63	1,000.00	1,000.00	.00	1,000.00	1,000.00	.0%
10151 HOLIDAY PAY	.00	.00	.00	1,180.50	.00	.00	.0%
10210 FICA	19,771.32	23,633.00	23,633.00	16,397.00	10,861.00	25,695.00	8.7%
10220 RETIREMENT	18,940.59	23,453.00	23,453.00	15,589.96	3,910.00	27,343.00	16.6%
10230 HEALTH INSURANCE	18,994.92	39,470.40	39,470.40	15,323.70	15,662.00	44,605.00	13.0%
10233 LIFE INSURANCE	407.70	540.00	540.00	410.85	540.00	540.00	.0%
10236 DENTAL INSURANCE	583.10	1,118.40	1,118.40	447.36	667.00	1,265.00	13.1%
10240 WORKERS COMPENSA	633.82	668.00	668.00	547.40	347.00	569.00	-14.8%
10 PERSONAL SERVICES	324,719.99	374,366.80	374,366.80	266,454.19	171,055.00	410,246.00	9.6%
<u>30 OPERATING EXPENSES</u>							
30340 CONTRACTUAL SERV	16,891.68	22,000.00	11,650.00	5,890.39	1,450.00	9,888.00	-15.1%
30400 TRAVEL/PER DIEM	504.34	1,550.00	50.00	.00	1,550.00	1,550.00	3000.0%
30410 COMMUNICATIONS	22,419.82	21,240.00	21,240.00	15,307.76	22,008.00	21,240.00	.0%
30420 POSTAGE	211.86	700.00	700.00	116.09	700.00	700.00	.0%
30430 ELECTRIC	12,489.32	13,200.00	13,200.00	7,309.77	13,200.00	13,200.00	.0%
30431 WATER	3,752.41	5,400.00	5,400.00	3,808.58	5,400.00	5,400.00	.0%

07/12/2021 14:31
808jmich

CITY OF FRUITLAND PARK
NEXT YEAR / CURRENT YEAR BUDGET ANALYSIS

P 27
|bgnyrpts

PROJECTION: 2022 FY2022

FOR PERIOD 99

ACCOUNTS FOR:

001 GENERAL FUND	2020 ACTUAL	2021 ORIG BUD	2021 REVISED BUD	2021 ACTUAL	2021 PROJECTION	2022 MGR REVIEW	PCT CHANGE
30450 INSURANCE	20,470.04	22,521.55	22,521.55	21,126.00	7,040.00	29,449.00	30.8%
30464 FACILITIES REPAI	8,116.52	4,960.00	7,460.00	4,538.31	3,510.00	8,360.00	12.1%
30465 SERVICE CONTRACT	479.00	2,194.00	2,194.00	499.00	660.00	7,694.00	250.7%
30483 PROGRAMS	6,197.41	7,100.00	7,100.00	2,756.55	7,100.00	7,100.00	.0%
30510 OFFICE SUPPLIES	25,943.51	13,680.00	12,180.00	7,021.64	13,680.00	13,680.00	12.3%
30520 SUPPLIES	6,437.18	7,100.00	7,100.00	6,591.25	4,650.00	7,100.00	.0%
30524 PROMOTIONAL	.00	500.00	500.00	808.10	500.00	500.00	.0%
30525 CAFE SUPPLIES/EX	.00	.00	5,000.00	1,763.49	.00	12,000.00	140.0%
30541 SUBSCRIPTIONS	2,290.14	2,000.00	2,000.00	1,481.61	2,000.00	2,000.00	.0%
30542 TRAINING & EDUCA	165.00	2,145.00	145.00	.00	2,145.00	2,145.00	1379.3%
30544 MEMBERSHIPS	391.00	420.00	420.00	84.00	420.00	420.00	.0%
30545 TUITION REIMBURS	.00	500.00	500.00	267.23	500.00	500.00	.0%
30 OPERATING EXPENSES	126,759.23	127,210.55	119,360.55	79,369.77	86,513.00	142,926.00	19.7%
<hr/>							
60 CAPITAL OUTLAY							
60640 EQUIPMENT PURCHA	5,370.54	2,700.00	10,550.00	.00	.00	1,470.00	-86.1%
60647 EQUIPMENT-DONATI	8,887.42	.00	.00	.00	.00	.00	.0%
60660 LIBRARY BOOKS	33,123.33	64,000.00	64,000.00	24,883.53	36,000.00	67,266.38	5.1%
60664 LIBRARY DVDS	4,818.48	5,000.00	5,000.00	2,774.16	5,000.00	5,000.00	.0%
60 CAPITAL OUTLAY	52,199.77	71,700.00	79,550.00	27,657.69	41,000.00	73,736.38	-7.3%
01571 LIBRARY	503,678.99	573,277.35	573,277.35	373,481.65	298,568.00	626,908.38	9.4%

PROJECTION: 2022 FY2022

ACCOUNTS FOR:
 001 GENERAL FUND

01571 LIBRARY

10 PERSONAL SERVICES

01571 10110 - SALARY

1 - LIBRARY DIRECTOR (JG) FT
 \$29.92/HR X 2080 HOURS

VENDOR QUANTITY UNIT COST 2022 MGR REVIEW

62,237.00 62,237.00 *

1.00

TOTAL 10110 SALARY
 01571 10111 - BONUS

X-MAS BONUS 3 X 8 HOUR DAYS

62,237.00
 718.00 *
 718.00

1.00

718.00

TOTAL 10111 BONUS
 01571 10120 - WAGES

2 - FT LIB ASSISTANT II (TD)
 \$18.24/HR X 2080 HOURS

3 - FT LIB ASSISTANT II (ML)
 \$16.271/HR X 2080 HOURS

4 - LIB ASSISTANT II (GT)
 \$15.76/HR X 2080 HOURS

5 - LIB ASSISTANT II (LC)
 \$15.88 X 2080 HOURS

6 - TECH PROCESSING (MP-S) PT
 \$11.64/HR X 1664 HOURS
 64 HOURS PP

7 - LIBRARY ASSISTANT I (DT) PT
 \$14.46/HR X 1248 HOURS.
 48 HOURS PP.

8 - LIBRARY ASST I- TECH PROC
 (BR) PT
 \$13.05/HR X 1248 HOURS
 48 HOURS PP

9 - LIB ASST I (SL) PT
 \$15.15 HR X 1508 HRS

10 - LIB ASSISTANT I (CD) PT
 \$13.41/HR X 1144

1.00

37,942.00

718.00
 243,361.00 *
 37,942.00

1.00

34,750.00

34,750.00

1.00

32,779.00

32,779.00

1.00

33,036.00

33,036.00

1.00

19,367.00

19,367.00

1.00

18,048.00

18,048.00

1.00

16,287.00

16,287.00

1.00

22,848.00

22,848.00

1.00

15,342.00

15,342.00

1.00

12,962.00

12,962.00

PROJECTION: 2022 FY2022

ACCOUNTS FOR:
 001 GENERAL FUND

11 - PT CAFE (58 HOURS) NEW
 FY2021
 \$11.33/HR

VENDOR QUANTITY UNIT COST 2022 MGR REVIEW

TOTAL 10120 WAGES 243,361.00
 01571 10121 - BONUS 2,913.00 *
 1.00 2,913.00 2,913.00
 X-MAS BONUS 3 X 8 HOUR DAYS
 OR PART TIME 3 X 4 HOUR DAYS

TOTAL 10121 BONUS 2,913.00
 01571 10140 - OVERTIME 1,000.00 *
 1.00 1,000.00 1,000.00
 OVERTIME

TOTAL 10140 OVERTIME 1,000.00
 01571 10210 - FICA 25,695.00 *
 1.00 25,695.00 25,695.00
 WAGES X .0765

TOTAL 10210 FICA 25,695.00
 01571 10220 - RETIREMENT 27,343.00 *
 1.00 27,343.00 27,343.00
 WAGES X .05 ICMA
 WAGES X .10 FRS

TOTAL 10220 RETIREMENT 27,343.00
 01571 10230 - HEALTH INSURANCE 44,605.00 *
 5.00 8,921.00 44,605.00
 5 FT @ \$743.39/MTH X 12 =
 \$8921/YR

TOTAL 10230 HEALTH INSURANCE 44,605.00
 01571 10233 - LIFE INSURANCE 540.00 *
 5.00 108.00 540.00
 5 FT @ \$9.00/MTH X 12 = \$108/YR

PROJECTION: 2022 FY2022

ACCOUNTS FOR:
 001 GENERAL FUND

	VENDOR	QUANTITY	UNIT COST	2022 MGR REVIEW
TOTAL 10233 LIFE INSURANCE				540.00
01571 10236 - DENTAL INSURANCE		5.00	253.00	1,265.00 *
5 FT @ \$21.06/MTH X 12 = \$253/YR				1,265.00
TOTAL 10236 DENTAL INSURANCE				1,265.00
01571 10240 - WORKERS COMPENSATION		1.00	569.00	569.00 *
WAGES X RISK CODE				569.00
TOTAL 10240 WORKERS COMPENSATION				569.00
TOTAL 10 PERSONAL SERVICES				410,246.00
<u>30 OPERATING EXPENSES</u>				
01571 30340 - CONTRACTUAL SERVICES		1.00	700.00	9,888.00 *
UNIQUE MANAGEMENT SERVICES		4.00	250.00	700.00
SUMMER READING CHILD/ADULT EDUCATIONAL PROGRAMS		1.00	2,100.00	1,000.00
OFFICE COPIER - 60 MONTH LEASE 12 MO X \$175/MO		12.00	175.00	2,100.00
PUBLIC COPIER W/COINBOX - 60 MONTH LEASE 12MO X \$175./PER MON		1.00	100.00	100.00
PRINT SOLUTION 12MO X \$7.95/PER MO		10.00	300.00	3,000.00
SECURE COUNTY EMAIL		4.00	222.00	888.00
UPGRADE TO OFFICE 365 FOR 4 STAFF MEMBERS				

PROJECTION: 2022 FY2022

ACCOUNTS FOR:
 001 GENERAL FUND

	VENDOR	QUANTITY	UNIT COST	2022 MGR REVIEW
TOTAL 30340 CONTRACTUAL SERVICES				9,888.00
01571 30400 - TRAVEL/PER DIEM				1,550.00 *
		1.00	350.00	350.00
		1.00	500.00	500.00
		1.00	400.00	400.00
		1.00	150.00	150.00
		1.00	150.00	150.00
TOTAL 30400 TRAVEL/PER DIEM				1,550.00
01571 30410 - COMMUNICATIONS		12.00	1,530.00	21,240.00 *
				18,360.00
		12.00	65.00	780.00
		12.00	175.00	2,100.00
TOTAL 30410 COMMUNICATIONS				21,240.00
01571 30420 - POSTAGE		1.00	700.00	700.00 *
				700.00
TOTAL 30420 POSTAGE				700.00
01571 30430 - ELECTRIC		12.00	1,100.00	13,200.00 *
				13,200.00

PROJECTION: 2022 FY2022

ACCOUNTS FOR:
 001 GENERAL FUND

	VENDOR	QUANTITY	UNIT COST	2022 MGR	REVIEW
TOTAL 30430 ELECTRIC				13,200.00	
01571 30431 - WATER		12.00	450.00	5,400.00 *	5,400.00
LIBRARY (INCLUDES SEWER) & LIBRARY IRRIGATION					
TOTAL 30431 WATER				5,400.00	
01571 30450 - INSURANCE		1.00	29,449.00	29,449.00 *	29,449.00
LIABILITY/PROPERTY/PUBLIC OFFICIALS					
TOTAL 30450 INSURANCE				29,449.00	
01571 30464 - FACILITIES REPAIRS/MAINT		1.00	2,000.00	8,360.00 *	2,000.00
MISCELLANEOUS BLDG MAINTENANCE-REPAIR					
		1.00	500.00	500.00	
TILE/FLOOR					
		1.00	400.00	400.00	
MAINTENANCE - SLIDING DOOR					
		12.00	55.00	660.00	
TRUGREEN - LAWN MAINTENANCE					
		1.00	1,400.00	1,400.00	
WARRANTY - STANLEY DOOR					
		1.00	3,400.00	3,400.00	
WARRANTY - MUNNS					
TOTAL 30464 FACILITIES REPAIRS/MAINT				8,360.00	
01571 30465 - SERVICE CONTRACTS		12.00	32.00	7,694.00 *	384.00
OFFICE COPIER MAINTENANCE					
		1.00	300.00	300.00	
PEROTEK SECURITY (MONITOR) YEAR					
		1.00	180.00	180.00	
SENSOURCE-YEAR DATABASE FOR REPORTS					
		12.00	40.00	480.00	
PUBLIC COPIER MAINTENANCE					
		1.00	850.00	850.00	
FIRE ALARM - MONITOR					
		1.00	2,500.00	2,500.00	
SERVER ROOM - RECONSTRUCT					
		1.00	3,000.00	3,000.00	
MULCH & FLOWERS					

PROJECTION: 2022 FY2022

ACCOUNTS FOR:
 001 GENERAL FUND

	VENDOR	QUANTITY	UNIT COST	2022 MGR REVIEW
TOTAL 30465 SERVICE CONTRACTS				7,694.00
01571	30483 - PROGRAMS/LIBRARY PROGRAMMING			7,100.00 *
	CHRISTMAS IN THE ISLANDS	1.00	500.00	500.00
	CINCO DE MAYO	1.00	500.00	500.00
	COSPLAY	1.00	400.00	400.00
	SUMMER READING	1.00	500.00	500.00
	F.P. DAY	1.00	400.00	400.00
	MONTHLY EVENT - BAND	12.00	350.00	4,200.00
	LIB VOLUNTEER APPRECIATION LUNCH/GIFTS	1.00	300.00	300.00
	LIB WEEK EMPLOYEE LUNCHEON/GIFT	1.00	300.00	300.00
TOTAL 30483 PROGRAMS				7,100.00
01571	30510 - OFFICE SUPPLIES			13,680.00 *
	PENS/PENCILS/PRINTER/INK CART/COPY PAPER/LASER TONER/FOLDERS/HAND SANITIZER/TISSUES/NAPKINS/ WRITING. COLOR INK-PRINTERS	1.00	8,000.00	8,000.00
	LOCKING DVD CASES	1.00	2,500.00	2,500.00
	GARLAND 10'	12.00	115.00	1,380.00
	WREATHS	12.00	125.00	1,500.00
	ORNAMENTS	1.00	300.00	300.00
TOTAL 30510 OFFICE SUPPLIES				13,680.00
01571	30520 - SUPPLIES			7,100.00 *
	PAPER/THERMAL PAPER, GLUE, LIBRARY CARDS, COMPUTER FORMS, PGM SUPPLIES, BAR CODES, DVD CASES, CATALOGING SUPP, CRAFT SUPPLIES	1.00	5,000.00	5,000.00
	D-FIB BATTERY	1.00	400.00	400.00

PROJECTION: 2022 FY2022

ACCOUNTS FOR:
 001 GENERAL FUND

	VENDOR	QUANTITY	UNIT COST	2022 MGR	REVIEW
		1.00	400.00		400.00
	VACUUM				
	SEN SOURCE PEOPLE COUNTER (2D)	1.00	800.00		800.00
	SUPPLIES FOR CHILDREN'S PROGRAMS AND STORY TIME	1.00	500.00		500.00
TOTAL 30520 SUPPLIES					7,100.00
01571 30524 - PROMOTIONAL SUPPLIES		1.00	500.00		500.00 *
	PROMOTIONAL PRINTING-MARKETING, INFORMATIONAL				500.00
TOTAL 30524 PROMOTIONAL					12,000.00 *
01571 30525 - CAFE SUPPLIES/EXPENSES		12.00	1,000.00		12,000.00
	TOAST - CAFE SOFTWARE MONTHLY CHARGE				12,000.00
TOTAL 30525 CAFE SUPPLIES/EXPENSES					2,000.00 *
01571 30541 - SUBSCRIPTIONS		1.00	2,000.00		2,000.00
	3 NEWSPAPERS/32 MAGAZINES/SCHOOL PROFESSIONAL DEVP/BOOKLIST/PUBLIC LIBRARY				2,000.00
TOTAL 30541 SUBSCRIPTIONS					2,145.00 *
01571 30542 - TRAINING & EDUCATION		1.00	420.00		420.00
	FLORIDA LIBRARY ASSOC SEMINAR	1.00	275.00		275.00
	DIRECTOR CONFERENCE (TALLAHASSEE)	2.00	150.00		300.00
	FLA CONFERENCE-ONE DAY (TD) (ML)	1.00	150.00		150.00
	FLA CONFERENCE (TD) 1 DAY	1.00	1,000.00		1,000.00
	PROFESSIONAL DEVELOPMENT				

PROJECTION: 2022 FY2022

ACCOUNTS FOR:
 001 GENERAL FUND

	VENDOR	QUANTITY	UNIT COST	2022 MGR REVIEW
TOTAL 30542 TRAINING & EDUCATION				2,145.00
01571 30544 - MEMBERSHIPS				420.00 *
FLORIDA LIBRARY ASSOC (DIR)		1.00	100.00	100.00
AMERICAN LIBRARY ASSOC (DIR)		1.00	125.00	125.00
SAMS		1.00	45.00	45.00
FLORIDA LIBRARY ASSOC (TD)		1.00	75.00	75.00
FLORIDA LIBRARY ASSOC (ML)		1.00	75.00	75.00
TOTAL 30544 MEMBERSHIPS				420.00
01571 30545 - TUITION REIMBURSEMENT				500.00 *
		1.00	500.00	500.00
TOTAL 30545 TUITION REIMBURSEMENT				500.00
TOTAL 30 OPERATING EXPENSES				142,926.00
60 CAPITAL OUTLAY				
01571 60640 - EQUIPMENT PURCHASES				1,470.00 *
DOUBLE FACED WOOD SHELVING CHILDREN'S ROOM		1.00	1,210.00	1,210.00
CASTER		1.00	260.00	260.00
TOTAL 60640 EQUIPMENT PURCHASES				1,470.00
01571 60660 - LIBRARY BOOKS				67,266.38 *
BOOKS		1.00	50,000.00	50,000.00
AUDIO BOOKS		1.00	5,000.00	5,000.00
REPLACE OLD/USED/LOST/DAMAGED MATERIAL		1.00	1,000.00	1,000.00
EBOOKS-EREADERS		1.00	2,500.00	2,500.00
CHILDREN'S BOOKS		1.00	4,000.00	4,000.00
ANIME BOOKS (GRAPHIC NOVELS)		1.00	500.00	500.00
REPLACE OLD CHILDRENS		1.00	1,000.00	1,000.00

PROJECTION: 2022 FY2022

ACCOUNTS FOR:
 001 GENERAL FUND

	VENDOR	QUANTITY	UNIT COST	2022 MGR REVIEW
BOOKS-LOST/DAMAGED				
BAKER & TAYLOR BEST SELLERS MY SHARE TO COUNTY		1.00	1,557.00	1,557.00
OVERDRIVE - DOWNLOAD AUDIO MY SHARE TO COUNTY		1.00	506.00	506.00
DATABASES TUDOR.COM, A TO Z OUR SHARE		1.00	1,203.38	1,203.38
TOTAL 60660 LIBRARY BOOKS				67,266.38
01571 60664 - LIBRARY DVDS		1.00	5,000.00	5,000.00 *
DVDS				5,000.00

TOTAL 60664 LIBRARY DVDS 5,000.00
 TOTAL 60 CAPITAL OUTLAY 73,736.38
 TOTAL 01571 LIBRARY 626,908.38

PROJECTION: FY2022 BUDGET

ACCOUNTS FOR:		2020	2021	2022	CHANGE	
			REVISED		FM	
MUNICIPAL POOL		ACTUAL	BUD	PROPOSED	FY2021	
1572	MUNICIPAL POOL					
10120	WAGES	19,682	62,355	64,227	1,872	3%
10140	OVERTIME	96	500	500	0	0%
10210	FICA	1,501	4,808	4,952	144	3%
10220	RETIREMENT	521	0	0	0	0%
10240	WORKERS COMPENSATION	2,535	2,921	2,887	-34	-1%
	PERSONAL SERVICES	24,335	70,584	72,566	1,982	3%
30340	CONTRACTUAL SERVICES	1,702	2,100	2,100	0	0%
30400	TRAVEL/PER DIEM	0	2,100	2,100	0	0%
30410	COMMUNICATIONS	3,340	6,840	6,840	0	0%
30420	POSTAGE	0	25	25	0	0%
30430	ELECTRIC	8,226	9,000	12,000	3,000	33%
30431	WATER	4,590	6,420	7,200	780	12%
30440	RENTAL OF EQUIPMENT	0	1,020	1,020	0	0%
30450	INSURANCE	2,514	2,766	3,616	851	31%
30463	EQUIPMENT REPAIRS/MAIN	44	1,750	1,750	0	0%
30464	FACILITIES REPAIRS/MAI	10,177	11,300	15,500	4,200	37%
30470	PRINTING & COPYING	0	200	200	0	0%
30480	ADVERTISING	0	1,000	1,000	0	0%
30499	LICENSE/PERMITS	359	400	400	0	0%
30510	OFFICE SUPPLIES	0	300	300	0	0%
30520	SUPPLIES	1,309	3,500	3,500	0	0%
30521	UNIFORMS	2,414	1,408	1,408	0	0%
30529	POOL CHEMICALS	3,045	13,000	13,000	0	0%
30530	POOL CONCESSION	740	2,500	2,500	0	0%
30542	TRAINING & EDUCATION	765	3,600	3,600	0	0%
30544	MEMBERSHIPS	0	450	600	150	33%
	OPERATING EXPENSES	39,223	69,679	78,659	8,981	13%
60640	EQUIPMENT PURCHASES	850	18,500	0	-18,500	-100%
	CAPITAL OUTLAY	850	18,500	0	-18,500	-100%
	MUNICIPAL POOL	64,408	158,763	151,225	-7,538	-5%

PROJECTION: 2022 FY2022

FOR PERIOD 99

ACCOUNTS FOR:

001 GENERAL FUND	2020 ACTUAL	2021 ORIG BUD	2021 REVISED BUD	2021 ACTUAL	2021 PROJECTION	2022 MGR REVIEW	PCT CHANGE
<u>01572 MUNICIPAL POOL</u>							
<u>10 PERSONAL SERVICES</u>							
10120 WAGES	19,682.17	62,355.00	62,355.00	13,284.90	18,947.00	64,227.00	3.0%
10140 OVERTIME	95.63	500.00	500.00	.00	500.00	500.00	.0%
10210 FICA	1,501.22	4,808.00	4,808.00	1,013.64	2,589.00	4,952.00	3.0%
10220 RETIREMENT	520.51	.00	.00	21.00	.00	.00	.0%
10240 WORKERS COMPENSA	2,535.04	2,921.00	2,921.00	2,253.40	1,554.00	2,887.00	-1.2%
10 PERSONAL SERVICES	24,334.57	70,584.00	70,584.00	16,572.94	23,590.00	72,566.00	2.8%
<u>30 OPERATING EXPENSES</u>							
30340 CONTRACTUAL SERV	1,701.80	2,100.00	2,100.00	213.34	2,100.00	2,100.00	.0%
30400 TRAVEL/PER DIEM	.00	2,100.00	2,100.00	.00	2,100.00	2,100.00	.0%
30410 COMMUNICATIONS	3,339.60	6,840.00	6,840.00	751.80	6,840.00	6,840.00	.0%
30420 POSTAGE	.00	25.00	25.00	.00	25.00	25.00	.0%
30430 ELECTRIC	8,225.78	9,000.00	9,000.00	7,846.54	7,020.00	12,000.00	33.3%
30431 WATER	4,590.00	6,420.00	6,420.00	5,196.50	3,504.00	7,200.00	12.1%
30440 RENTAL OF EQUIPM	.00	1,020.00	1,020.00	.00	1,020.00	1,020.00	.0%
30450 INSURANCE	2,513.60	2,765.50	2,765.50	2,594.15	4,536.00	3,616.00	30.8%
30463 EQUIPMENT REPAIR	43.96	1,750.00	1,750.00	70.71	1,750.00	1,750.00	.0%
30464 FACILITIES REPAI	10,177.37	11,300.00	11,300.00	14,142.41	.00	15,500.00	37.2%
30470 PRINTING & COPYI	.00	200.00	200.00	.00	200.00	200.00	.0%
30480 ADVERTISING	.00	1,000.00	1,000.00	.00	1,000.00	1,000.00	.0%
30499 LICENSE/PERMITS	358.51	400.00	400.00	350.00	400.00	400.00	.0%

PROJECTION: 2022 FY2022

FOR PERIOD 99

ACCOUNTS FOR:

001 GENERAL FUND	2020 ACTUAL	2021 ORIG BUD	2021 REVISED BUD	2021 ACTUAL	2021 PROJECTION	2022 MGR REVIEW	PCT CHANGE
30510 OFFICE SUPPLIES	.00	300.00	300.00	.00	300.00	300.00	.0%
30520 SUPPLIES	1,308.50	3,500.00	3,500.00	2,120.08	2,612.00	3,500.00	.0%
30521 UNIFORMS	2,413.50	1,408.00	1,408.00	.00	1,408.00	1,408.00	.0%
30529 POOL CHEMICALS	3,045.34	13,000.00	13,000.00	3,061.18	13,000.00	13,000.00	.0%
30530 POOL CONCESSION	740.25	2,500.00	2,500.00	1,085.04	2,500.00	2,500.00	.0%
30542 TRAINING & EDUCA	765.00	3,600.00	3,600.00	289.11	3,600.00	3,600.00	.0%
30544 MEMBERSHIPS	.00	450.00	450.00	.00	100.00	600.00	33.3%
30 OPERATING EXPENSES	39,223.21	69,678.50	69,678.50	37,720.86	54,015.00	78,659.00	12.9%
<hr/>							
60 CAPITAL OUTLAY							
60640 EQUIPMENT PURCHA	850.00	18,500.00	18,500.00	19,234.67	.00	.00	-100.0%
60 CAPITAL OUTLAY	850.00	18,500.00	18,500.00	19,234.67	.00	.00	-100.0%
01572 MUNICIPAL POOL	64,407.78	158,762.50	158,762.50	73,528.47	77,605.00	151,225.00	-4.7%

PROJECTION: 2022 FY2022

ACCOUNTS FOR:
 001 GENERAL FUND

01572 MUNICIPAL POOL

10 PERSONAL SERVICES

01572 10120 - WAGES

VENDOR	QUANTITY	UNIT COST	2022 MGR REVIEW
			64,227.00 *
	1.00	7,957.00	7,957.00
POOL MANAGER \$15.91/HR X 500 HOURS			
	2.00	7,426.00	14,852.00
2 HEAD GUARD \$14.85/HR X 500 HOURS			
	8.00	4,074.00	32,592.00
8 PT LIFE GUARD \$12.73/HR X 320 HOURS			
	2.00	4,413.00	8,826.00
2 LIFE GUARDS FOR SWIMMING LESSONS \$13.79/HR, PT 320 HOURS			
TOTAL 10120 WAGES			64,227.00
01572 10140 - OVERTIME			500.00 *
	1.00	500.00	500.00
OVERTIME			
TOTAL 10140 OVERTIME			500.00
01572 10210 - FICA			4,952.00 *
	1.00	4,952.00	4,952.00
WAGES X .0765			
TOTAL 10210 FICA			4,952.00
01572 10240 - WORKERS COMPENSATION			2,887.00 *
	1.00	2,887.00	2,887.00
WAGES X RISK CODE			
TOTAL 10240 WORKERS COMPENSATION			2,887.00
TOTAL 10 PERSONAL SERVICES			72,566.00
30 OPERATING EXPENSES			
01572 30340 - CONTRACTUAL SERVICES			2,100.00 *
	1.00	800.00	800.00
MONITOR SECURITY SYSTEM			
	52.00	25.00	1,300.00
SWIM FIT INSTRUCTOR			

PROJECTION: 2022 FY2022

ACCOUNTS FOR:
 001 GENERAL FUND

\$25/CLASS

	VENDOR	QUANTITY	UNIT COST	2022 MGR REVIEW
TOTAL 30340 CONTRACTUAL SERVICES				2,100.00
01572 30400 - TRAVEL/PER DIEM				2,100.00 *
		2.00	125.00	250.00
CERTIFIED POOL OPERATOR - MEAL				
		2.00	362.50	725.00
CERTIFIED POOL OPERATOR - HOTEL				
		5.00	145.00	725.00
AQUATICS CONFERENCE HOTEL				
		5.00	80.00	400.00
AQUATICS CONFERENCE MEALS				
TOTAL 30400 TRAVEL/PER DIEM				2,100.00
01572 30410 - COMMUNICATIONS				6,840.00 *
		12.00	570.00	6,840.00
SUMMIT CABLE/INTERNET/PHONES				
TOTAL 30410 COMMUNICATIONS				6,840.00
01572 30420 - POSTAGE				25.00 *
		1.00	25.00	25.00
POSTAGE				
TOTAL 30420 POSTAGE				25.00
01572 30430 - ELECTRIC				12,000.00 *
		12.00	1,000.00	12,000.00
POOL				
TOTAL 30430 ELECTRIC				12,000.00
01572 30431 - WATER				7,200.00 *
		12.00	600.00	7,200.00
POOL & POOL IRRIGATION				
TOTAL 30431 WATER				7,200.00
01572 30440 - RENTAL OF EQUIPMENT				1,020.00 *
		12.00	85.00	1,020.00
COMCAST PHONES				

PROJECTION: 2022 FY2022

ACCOUNTS FOR:
 001 GENERAL FUND

	VENDOR	QUANTITY	UNIT COST	2022 MGR REVIEW
TOTAL 30440 RENTAL OF EQUIPMENT				1,020.00
01572 30450 - INSURANCE		1.00	3,616.00	3,616.00 *
				3,616.00
				LIABILITY/PROPERTY/PUBLIC OFFICIALS
TOTAL 30450 INSURANCE				3,616.00
01572 30463 - EQUIPMENT REPAIRS/MAINT		1.00	1,000.00	1,750.00 *
		1.00	750.00	1,000.00
				BACKWASH VALVE REPAIR
				MISCELLANEOUS REPAIRS
TOTAL 30463 EQUIPMENT REPAIRS/MAINT				1,750.00
01572 30464 - FACILITIES REPAIRS/MAINT		1.00	10,000.00	15,500.00 *
		1.00	5,500.00	10,000.00
				FILTERS AND PUMP ROOM
				FILTERS & PUMP ROOM
TOTAL 30464 FACILITIES REPAIRS/MAINT				15,500.00
01572 30470 - PRINTING & COPYING		1.00	200.00	200.00 *
				200.00
TOTAL 30470 PRINTING & COPYING				200.00
01572 30480 - ADVERTISING		1.00	1,000.00	1,000.00 *
				1,000.00
				FLYERS, NOTICES
TOTAL 30480 ADVERTISING				1,000.00
01572 30499 - LICENSE/PERMITS		1.00	400.00	400.00 *
				400.00
				LAKE CO HEALTH DEPT OPERATING PERMIT

PROJECTION: 2022 FY2022

ACCOUNTS FOR:
 001 GENERAL FUND

	VENDOR	QUANTITY	UNIT COST	2022 MGR REVIEW
TOTAL 30499 LICENSE/PERMITS				400.00
01572 30510 - OFFICE SUPPLIES		1.00	300.00	300.00 *
PENS, PAPER, ETC.				300.00
TOTAL 30510 OFFICE SUPPLIES				300.00
01572 30520 - SUPPLIES		1.00	300.00	3,500.00 *
TOILET PAPER (600 ROLLS)		1.00	300.00	300.00
PAPER TOWELS (72 ROLLS)		1.00	300.00	300.00
LIQUID SOAP & DISPENSERS (4 GAL)		1.00	65.00	65.00
REPLACEMENT FIRST AID SUPPLIES		1.00	848.00	848.00
MISC SUPPLIES		1.00	852.00	852.00
CLEANING SUPPLIES		1.00	100.00	100.00
LIFEGUARD SUPPLIES, TUBES, RINGS ETC.		1.00	950.00	950.00
TRASH BAGS		5.00	17.00	85.00
TOTAL 30520 SUPPLIES				3,500.00
01572 30521 - UNIFORMS		16.00	60.00	1,408.00 *
MALE/FEMALE SWIMSUITS		16.00	28.00	448.00
SHIRTS				
TOTAL 30521 UNIFORMS				1,408.00
01572 30529 - POOL CHEMICALS		1.00	10,000.00	13,000.00 *
SODIUM BICARBONATE/STABILIZER CLARIFIER, ALGICIDE, SHOCK, CHLORINE HEATING TAKE MORE		1.00	3,000.00	3,000.00
INCREASE CHEMICALS/HEATER				

PROJECTION: 2022 FY2022

ACCOUNTS FOR:
 001 GENERAL FUND

	VENDOR	QUANTITY	UNIT COST	2022 MGR REVIEW
TOTAL 30529 POOL CHEMICALS				13,000.00
01572 30530 - POOL CONCESSION				2,500.00 *
CONCESSIONS SUPPLIES		1.00	2,500.00	2,500.00
TOTAL 30530 POOL CONCESSION				2,500.00
01572 30542 - TRAINING & EDUCATION				3,600.00 *
AQUATICS CONFERENCE		1.00	800.00	800.00
WATER SAFETY INSTRUCTOR CERTIFICATION		8.00	350.00	2,800.00
TOTAL 30542 TRAINING & EDUCATION				3,600.00
01572 30544 - MEMBERSHIPS				600.00 *
SAMS CLUB		1.00	100.00	100.00
RED CROSS FACILITY FEE		1.00	500.00	500.00
TOTAL 30544 MEMBERSHIPS				600.00
TOTAL 30 OPERATING EXPENSES				78,659.00
TOTAL 01572 MUNICIPAL POOL				151,225.00

808jmich | NEXT YEAR / CURRENT YEAR BUDGET ANALYSIS
 PROJECTION: FY2022 BUDGET

ACCOUNTS FOR:	2020	2021	2022	CHANGE	
		REVISED		FM	
PARKS/RECREATION MAINTENANCE	ACTUAL	BUD	PROPOSED	FY2021	
1573	PARKS/RECREATION MAINTENANCE				1573
10120	WAGES	96,585	137,926	137,404	-522 0%
10121	BONUS	0	1,591	1,585	-6 0%
10140	OVERTIME	1,948	4,500	4,500	0 0%
10210	FICA	7,540	11,937	11,940	3 0%
10220	RETIREMENT	6,574	12,026	13,484	1,458 12%
10230	HOSPITALIZATION	23,308	31,576	35,684	4,108 13%
10233	LIFE INSURANCE	369	432	432	0 0%
10236	DENTAL INSURANCE	529	895	1,012	117 13%
10240	WORKERS COMPENSATIO	4,583	6,694	6,400	-294 -4%
	PERSONAL SERVICES	141,435	207,577	212,441	4,864 2%
30340	CONTRACTUAL SERVICES	22,934	34,300	29,300	-5,000 -15%
30410	COMMUNICATIONS	547	900	900	0 0%
30420	POSTAGE	0	0	20	0 0%
30430	ELECTRIC	4,727	8,100	8,100	0 0%
30431	WATER	5,627	5,700	24,000	18,300 321%
30440	RENTAL OF EQUIPMENT	1,513	3,500	3,500	0 0%
30450	INSURANCE	8,221	9,044	11,826	2,782 31%
30462	VEHICLE REPAIRS/MAINT	1,130	6,000	6,000	0 0%
30463	EQUIPMENT REPAIRS/MA	4,354	7,450	7,450	0 0%
30464	FACILITIES REPAIRS/MAI	1,294	11,500	11,500	0 0%
30510	OFFICE SUPPLIES	336	1,500	1,500	0 0%
30520	SUPPLIES	12,005	13,600	17,600	4,000 29%
30521	UNIFORMS	1,130	2,788	2,788	0 0%
30522	FUEL	7,289	7,500	14,700	7,200 96%
53901	CEMETERY COSTS	36,363	9,000	9,000	0 0%
	OPERATING EXPENSES	107,470	120,882	148,184	27,302 23%
60630	IMPROVEMENTS	0	0	64,400	64,400 100%
60635	VETERANS PARK	0	23,000	0	-23,000 -100%
60637	GARDENIA PARK	62,183	0	15,000	15,000 100%
60640	EQUIPMENT PURCHASES	63,541	51,000	22,500	-28,500 -56%
	CAPITAL OUTLAY	125,724	74,000	101,900	27,900 38%
	PARKS/RECREATION MAI	374,629	402,459	462,525	60,066 15%

PROJECTION: 2022 FY2022

FOR PERIOD 99

ACCOUNTS FOR:

001 GENERAL FUND	2020 ACTUAL	2021 ORIG BUD	2021 REVISED BUD	2021 ACTUAL	2021 PROJECTION	2022 MGR REVIEW	PCT CHANGE
<u>01573 PARKS/RECREATION MAINTENANCE</u>							
<u>10 PERSONAL SERVICES</u>							
10120 WAGES	96,584.62	137,926.00	137,926.00	73,497.34	62,751.00	137,404.00	-.4%
10121 BONUS	.00	1,591.00	1,591.00	983.44	724.00	1,585.00	-.4%
10140 OVERTIME	1,948.06	4,500.00	4,500.00	2,137.28	4,500.00	4,500.00	.0%
10151 HOLIDAY PAY	.00	.00	.00	376.00	.00	.00	.0%
10210 FICA	7,540.18	11,937.00	11,937.00	5,908.68	5,298.00	11,940.00	.0%
10220 RETIREMENT	6,574.27	12,026.00	12,026.00	6,311.74	3,777.00	13,484.00	12.1%
10230 HEALTH INSURANCE	23,307.56	31,576.32	31,576.32	16,575.08	15,662.40	35,684.00	13.0%
10233 LIFE INSURANCE	369.00	432.00	432.00	108.00	432.00	432.00	.0%
10236 DENTAL INSURANCE	529.10	894.72	894.72	372.80	667.44	1,012.00	13.1%
10240 WORKERS COMPENSA	4,582.63	6,694.00	6,694.00	4,505.96	3,006.00	6,400.00	-4.4%
10 PERSONAL SERVICES	141,435.42	207,577.04	207,577.04	110,776.32	96,817.84	212,441.00	2.3%
<u>30 OPERATING EXPENSES</u>							
30340 CONTRACTUAL SERV	22,934.02	34,300.00	18,200.00	11,510.94	7,300.00	29,300.00	61.0%
30410 COMMUNICATIONS	547.12	900.00	900.00	41.40	900.00	900.00	.0%
30420 POSTAGE	.00	.00	.00	10.19	.00	20.00	.0%
30430 ELECTRIC	4,726.59	8,100.00	8,100.00	3,585.60	8,100.00	8,100.00	.0%
30431 WATER	5,626.52	5,700.00	21,800.00	19,565.09	2,820.00	24,000.00	10.1%
30440 RENTAL OF EQUIPM	1,512.80	3,500.00	3,500.00	.00	3,500.00	3,500.00	.0%
30450 INSURANCE	8,220.52	9,044.38	9,044.38	8,483.95	14,832.00	11,826.00	30.8%
30462 VEHICLE REPAIRS/	1,130.30	6,000.00	6,000.00	1,546.85	6,000.00	6,000.00	.0%

PROJECTION: 2022 FY2022

FOR PERIOD 99

ACCOUNTS FOR:

001 GENERAL FUND	2020 ACTUAL	2021 ORIG BUD	2021 REVISED BUD	2021 ACTUAL	2021 PROJECTION	2022 MGR REVIEW	PCT CHANGE
30463 EQUIPMENT REPAIR	4,354.33	7,450.00	7,450.00	3,609.46	7,450.00	7,450.00	.0%
30464 FACILITIES REPAI	1,293.99	11,500.00	11,500.00	2,071.14	4,500.00	11,500.00	.0%
30510 OFFICE SUPPLIES	335.97	1,500.00	1,500.00	.00	1,500.00	1,500.00	.0%
30520 SUPPLIES	12,004.65	13,600.00	13,600.00	4,736.56	5,000.00	17,600.00	29.4%
30521 UNIFORMS	1,129.84	2,788.00	2,788.00	1,201.31	2,788.00	2,788.00	.0%
30522 FUEL	7,289.47	7,500.00	7,500.00	2,585.82	5,000.00	14,700.00	96.0%
53901 CEMETERY COSTS	36,363.45	9,000.00	9,000.00	.00	9,000.00	9,000.00	.0%
30 OPERATING EXPENSES	107,469.57	120,882.38	120,882.38	58,948.31	78,690.00	148,184.00	22.6%
<hr/>							
60 CAPITAL OUTLAY							
60630 IMPROVEMENTS	.00	.00	.00	.00	.00	64,400.00	.0%
60635 VETERANS PARK	.00	23,000.00	23,000.00	.00	.00	.00	-100.0%
60637 GARDENIA PARK	62,183.39	.00	.00	.00	.00	15,000.00	.0%
60640 EQUIPMENT PURCHA	63,540.63	51,000.00	51,000.00	28,023.84	.00	22,500.00	-55.9%
60 CAPITAL OUTLAY	125,724.02	74,000.00	74,000.00	28,023.84	.00	101,900.00	37.7%
01573 PARKS/RECREATION	374,629.01	402,459.42	402,459.42	197,748.47	175,507.84	462,525.00	14.9%

PROJECTION: 2022 FY2022

ACCOUNTS FOR:
 001 GENERAL FUND

VENDOR QUANTITY UNIT COST 2022 MGR REVIEW

01573 PARKS/RECREATION MAINTENANCE

10 PERSONAL SERVICES

01573 10120 - WAGES

1 - SERVICE WORKER (VAC)
 \$15.45/HR X 2080 HOURS

1.00 32,136.00 137,404.00 *

32,136.00

2 - SERVICE WORKER (JG)
 \$16.48/HR X 2080 HOURS

1.00 34,278.00 34,278.00

SERVICE WORKER (CC)
 \$15.97/HR X 2080

1.00 33,207.00 33,207.00

SERVICE WORKER (CC)
 \$15.97/HR X 2080

1.00 33,207.00 33,207.00

WAGE INCREASE \$2.00/HR

1.00 4,576.00 4,576.00

TOTAL 10120 WAGES

137,404.00

01573 10121 - BONUS

X-MAS BONUS 3 X 8 HOUR DAY

1.00 1,585.00 1,585.00 *

1,585.00

TOTAL 10121 BONUS

1,585.00

01573 10140 - OVERTIME

OVERTIME

1.00 3,000.00 4,500.00 *

3,000.00

ADDITIONAL

1.00 1,500.00 1,500.00

1,500.00

TOTAL 10140 OVERTIME

4,500.00

01573 10210 - FICA

WAGES X .0765

1.00 11,940.00 11,940.00 *

11,940.00

PROJECTION: 2022 FY2022

ACCOUNTS FOR:
 001 GENERAL FUND

	VENDOR	QUANTITY	UNIT COST	2022 MGR REVIEW
TOTAL 10210 FICA				11,940.00
01573 10220 - RETIREMENT		1.00	13,484.00	13,484.00 *
WAGES X .05 ICMA				13,484.00
WAGES X .10 FRS				
TOTAL 10220 RETIREMENT				13,484.00
01573 10230 - HEALTH INSURANCE		4.00	8,921.00	35,684.00 *
4 FT X \$743.39/MTH X 12 =				35,684.00
\$8921/YR				
TOTAL 10230 HEALTH INSURANCE				35,684.00
01573 10233 - LIFE INSURANCE		4.00	108.00	432.00 *
3 FT X \$9.00/MTH X 12 =				432.00
\$108/YR				
TOTAL 10233 LIFE INSURANCE				432.00
01573 10236 - DENTAL INSURANCE		4.00	253.00	1,012.00 *
4 FT X \$21.06/MRH X 12 = \$253				1,012.00
/YR				
TOTAL 10236 DENTAL INSURANCE				1,012.00
01573 10240 - WORKERS COMPENSATION		1.00	6,400.00	6,400.00 *
WAGES X RISK CODE				6,400.00
TOTAL 10240 WORKERS COMPENSATION				6,400.00
TOTAL 10 PERSONAL SERVICES				212,441.00
30 OPERATING EXPENSES				
01573 30340 - CONTRACTUAL SERVICES		4.00	6,500.00	29,300.00 *
SOCCER FIELD				26,000.00
MAINTENANCE-FERTILIZE & BUG				
CONTROL		1.00	500.00	500.00
FIELD LIGHTING MAINTENANCE		4.00	400.00	1,600.00

PROJECTION: 2022 FY2022

ACCOUNTS FOR:
 001 GENERAL FUND

	VENDOR	QUANTITY	UNIT COST	2022 MGR REVIEW
	VETERANS PARK MAINTENANCE - FERTILIZE & BUGS	4.00	300.00	1,200.00
	CALES PARK MAINTENANCE - FERTILIZE & BUGS			
	TOTAL 30340 CONTRACTUAL SERVICES			29,300.00
01573	30410 - COMMUNICATIONS	12.00	75.00	900.00 *
	VERIZON WIRELESS - PHONE/TABLETS			900.00
	TOTAL 30410 COMMUNICATIONS			900.00
01573	30420 - POSTAGE	1.00	20.00	20.00 *
	POSTAGE			20.00
	TOTAL 30420 POSTAGE			20.00
01573	30430 - ELECTRIC	12.00	550.00	8,100.00 *
	SHILOH FIELD, CEMETERY, CASINO, RAQUETBALL, PAVILION, FTBLL FLD	1.00	1,500.00	1,500.00
	LIGHT AT VETS PARK & SOCCER FIELD			
	TOTAL 30430 ELECTRIC			8,100.00
01573	30431 - WATER	12.00	2,000.00	24,000.00 *
	CALES SOFTBALL, & LL FIELD & CONCESSION, E&W CEMETARY, VETS PARK TRIANGLE PARK, FOOTBALL, SOCCER FIELD, RQTBALL COURT			24,000.00
	TOTAL 30431 WATER			24,000.00
01573	30440 - RENTAL OF EQUIPMENT	1.00	3,500.00	3,500.00 *

PROJECTION: 2022 FY2022

ACCOUNTS FOR:
 001 GENERAL FUND

	VENDOR	QUANTITY	UNIT COST	2022 MGR REVIEW
TOTAL 30440 RENTAL OF EQUIPMENT				3,500.00
01573 30450 - INSURANCE		1.00	11,826.00	11,826.00 *
				11,826.00
				LIABILITY/PROPERTY/PUBLIC OFFICIALS
TOTAL 30450 INSURANCE				11,826.00
01573 30462 - VEHICLE REPAIRS/MAINT		1.00	6,000.00	6,000.00 *
				6,000.00
				213 - 2008 FORD F250 PICK UP
				211 - 2005 FORD F150
				212 - 2005 FORD F150
TOTAL 30462 VEHICLE REPAIRS/MAINT				6,000.00
01573 30463 - EQUIPMENT REPAIRS/MAINT		1.00	6,000.00	7,450.00 *
				6,000.00
				LAWN MAINTENANCE EQUIP
		1.00	350.00	350.00
		1.00	350.00	350.00
		1.00	350.00	350.00
		1.00	350.00	350.00
		1.00	400.00	400.00
				LINE MARKING MACHINE
TOTAL 30463 EQUIPMENT REPAIRS/MAINT				7,450.00
01573 30464 - FACILITIES REPAIRS/MAINT		1.00	10,000.00	11,500.00 *
				10,000.00
				COMM CENTER, REPAIRS & MAINT
		3.00	500.00	1,500.00
				FIELD RECONDITIONING
TOTAL 30464 FACILITIES REPAIRS/MAINT				11,500.00
01573 30510 - OFFICE SUPPLIES		1.00	1,500.00	1,500.00 *
				1,500.00
				MISCELLANEOUS SUPPLIES

PROJECTION: 2022 FY2022

ACCOUNTS FOR:
 001 GENERAL FUND

	VENDOR	QUANTITY	UNIT COST	2022 MGR REVIEW
TOTAL 30510 OFFICE SUPPLIES				1,500.00
01573 30520 - SUPPLIES				17,600.00 *
HAND TOOLS, CLEANUP SUPPLIES, SAFETY EQUIPMENT & RELATED MATERIALS		1.00	7,600.00	7,600.00
CLAY/SAND MIX FOR CALES BALLFIELD		1.00	5,000.00	5,000.00
MULCH FOR PLAYGROUNDS		1.00	5,000.00	5,000.00
TOTAL 30520 SUPPLIES				17,600.00
01573 30521 - UNIFORMS				2,788.00 *
UNIFORMS (EMPLOYEES)		52.00	44.00	2,288.00
BOOT REIMBURSEMENT (4 EMPLOYEES)		4.00	125.00	500.00
TOTAL 30521 UNIFORMS				2,788.00
01573 30522 - FUEL				14,700.00 *
213 - 2008 FORD F250		1.00	7,500.00	7,500.00
211 - 2005 FORD F150				
212 - 2005 FORD F250				
GAS FOR MOWERS & EQUIPMENT		4.00	1,400.00	5,600.00
DIESEL FOR MOWERS & EQUIPMENT		4.00	400.00	1,600.00
TOTAL 30522 FUEL				14,700.00
01573 53901 - CEMETERY COSTS				9,000.00 *
		1.00	9,000.00	9,000.00
TOTAL 53901 CEMETERY COSTS				9,000.00
TOTAL 30 OPERATING EXPENSES				148,184.00
60 CAPITAL OUTLAY				
01573 60630 - IMPROVEMENTS				64,400.00 *
CONCRETE CURBING - 905 FT SKATE		1.00	32,000.00	32,000.00

PROJECTION: 2022 FY2022

ACCOUNTS FOR:
 001 GENERAL FUND

	VENDOR	QUANTITY	UNIT COST	2022 MGR REVIEW
PARK 12" WIDE 16" DEEP		1.00	12,600.00	12,600.00
CONCRETE CURBING - 320 FT VOLLEYBALL AREA 12" WIDE 16" DEEP		1.00	19,800.00	19,800.00
CONCRETE CURBING - 14,000 SQ FT ASPHALT MILLINGS AT 4" THICK				
TOTAL 60630 IMPROVEMENTS				64,400.00
01573 60637 - GARDENIA PARK		1.00	15,000.00	15,000.00 *
NEW FENCE DOUBLE ENTRANCE GATES AT VETS				15,000.00
TOTAL 60637 GARDENIA PARK				15,000.00
01573 60640 - EQUIPMENT PURCHASES		4.00	4,000.00	22,500.00 *
BLEACHERS @ CALES SOFTBALL & T-BALL FIELDS		1.00	2,500.00	16,000.00
PULL BEHIND AERATER		2.00	2,000.00	2,500.00
BASEBALL INFIELD GROOMER				4,000.00
TOTAL 60640 EQUIPMENT PURCHASES				22,500.00
TOTAL 60 CAPITAL OUTLAY				101,900.00
TOTAL 01573 PARKS/RECREATION MAINTENANCE				462,525.00

808jmich | NEXT YEAR / CURRENT YEAR BUDGET ANALYSIS
 PROJECTION: FY2022 BUDGET

ACCOUNTS FOR:	2020	2021	2022	CHANGE	
		REVISED		FM	
RECREATION	ACTUAL	BUD	PROPOSED	FY2021	
1574 RECREATION					
10110 SALARY	55,561	57,738	59,473	1,735	3%
10111 BONUS	0	666	686	20	3%
10120 WAGES	43,082	69,865	75,787	5,922	8%
10121 BONUS	0	560	595	35	6%
10140 OVERTIME	976	0	0	0	
10159 PHONE ALLOWANCE	165	180	180	0	0%
10210 FICA	7,242	10,832	11,480	648	6%
10220 RETIREMENT	8,801	12,760	14,635	1,875	15%
10230 HOSPITALIZATION	7,960	15,788	17,842	2,054	13%
10233 LIFE INSURANCE	234	216	216	0	0%
10236 DENTAL INSURANCE	237	447	506	59	13%
10240 WORKERS COMPENSATIO	5,156	5,987	6,090	103	2%
PERSONAL SERVICES	129,414	175,040	187,490	12,450	7%
30340 CONTRACTUAL SERVICES	15,573	32,225	32,225	0	0%
30400 TRAVEL/PER DIEM	2,140	8,300	8,300	0	0%
30410 COMMUNICATIONS	6,393	5,280	5,400	120	2%
30420 POSTAGE	55	300	300	0	0%
30430 ELECTRIC	7,908	13,200	13,200	0	0%
30431 WATER	9,473	9,000	9,000	0	0%
30440 RENTAL OF EQUIPMENT	1,473	1,440	1,800	360	25%
30450 INSURANCE	5,551	6,107	7,986	1,879	31%
30462 VEHICLE REPAIRS/MAINT	107	1,000	1,000	0	0%
30463 EQUIPMENT REPAIRS/MA	1,565	4,350	4,350	0	0%
30464 FACILITIES REPAIRS/MAI	14,737	10,000	10,000	0	0%
30470 PRINTING & COPYING	148	2,000	2,000	0	0%
30480 ADVERTISING	8,057	10,208	10,208	0	0%
30510 OFFICE SUPPLIES	1,632	900	900	0	0%
30519 SUPPLIES SENIOR SOCIAL	3,897	8,400	8,400	0	0%
30520 SUPPLIES	13,244	7,150	7,950	800	11%
30521 UNIFORMS	223	1,000	1,000	0	0%
30522 FUEL	69	800	1,600	800	100%
30542 TRAINING & EDUCATION	800	3,500	3,500	0	0%
30544 MEMBERSHIPS	805	1,250	1,250	0	0%
OPERATING EXPENSES	93,849	126,410	130,369	3,959	3%
60630 IMPROVEMENTS	61,913	0	10,000	10,000	100%
60632 SOCCER FIELD	50,000	0	0	0	
60640 EQUIPMENT PURCHASES	2,149	12,500	12,500	0	0%
60649 EQUIPMENT VEHICLES	28,913	0	0	0	
CAPITAL OUTLAY	142,975	12,500	22,500	10,000	0%
RECREATION	366,238	313,950	340,359	26,409	8%

07/12/2021 14:31
808jmich

CITY OF FRUITLAND PARK
NEXT YEAR / CURRENT YEAR BUDGET ANALYSIS

P 32
bgnyrpts

PROJECTION: 2022 FY2022

FOR PERIOD 99

ACCOUNTS FOR:

001 GENERAL FUND	2020 ACTUAL	2021 ORIG BUD	2021 REVISED BUD	2021 ACTUAL	2021 PROJECTION	2022 MGR REVIEW	PCT CHANGE
<u>01574 RECREATION</u>							
<u>10 PERSONAL SERVICES</u>							
10110 SALARY	55,561.04	57,738.00	57,738.00	43,749.76	47,490.14	59,473.00	3.0%
10111 BONUS	.00	666.00	666.00	666.24	548.00	686.00	3.0%
10120 WAGES	43,081.75	69,865.48	69,865.48	36,155.11	26,083.72	75,787.00	8.5%
10121 BONUS	.00	560.00	560.00	801.00	200.00	595.00	6.3%
10140 OVERTIME	976.25	.00	.00	.00	.00	.00	.0%
10151 HOLIDAY PAY	.00	.00	.00	208.00	.00	.00	.0%
10159 PHONE ALLOWANCE	165.00	180.00	180.00	150.00	180.00	180.00	.0%
10210 FICA	7,242.39	10,832.00	10,832.00	5,945.99	5,959.00	11,480.00	6.0%
10220 RETIREMENT	8,800.59	12,760.00	12,760.00	8,055.26	3,571.00	14,635.00	14.7%
10230 HEALTH INSURANCE	7,959.98	15,788.16	15,788.16	7,894.44	7,831.20	17,842.00	13.0%
10233 LIFE INSURANCE	234.40	216.00	216.00	117.00	216.00	216.00	.0%
10236 DENTAL INSURANCE	236.59	447.36	447.36	205.04	333.72	506.00	13.1%
10240 WORKERS COMPENSA	5,155.95	5,987.00	5,987.00	4,750.40	3,411.00	6,090.00	1.7%
10 PERSONAL SERVICES	129,413.94	175,040.00	175,040.00	108,698.24	95,823.78	187,490.00	7.1%
<u>30 OPERATING EXPENSES</u>							
30340 CONTRACTUAL SERV	15,572.85	32,225.00	32,225.00	9,718.34	32,225.00	32,225.00	.0%
30400 TRAVEL/PER DIEM	2,139.75	8,299.96	8,299.96	7.68	8,299.96	8,299.96	.0%
30410 COMMUNICATIONS	6,393.30	5,280.00	5,280.00	4,159.40	1,860.00	5,400.00	2.3%
30420 POSTAGE	55.00	300.00	300.00	.50	300.00	300.00	.0%
30430 ELECTRIC	7,908.04	13,200.00	13,200.00	6,214.68	13,200.00	13,200.00	.0%

PROJECTION: 2022 FY2022

FOR PERIOD 99

ACCOUNTS FOR:

001 GENERAL FUND	2020 ACTUAL	2021 ORIG BUD	2021 REVISED BUD	2021 ACTUAL	2021 PROJECTION	2022 MGR REVIEW	PCT CHANGE
30431 WATER	9,473.13	9,000.00	9,000.00	3,675.26	9,000.00	9,000.00	.0%
30440 RENTAL OF EQUIPM	1,473.01	1,440.00	1,440.00	1,132.13	.00	1,800.00	25.0%
30450 INSURANCE	5,551.12	6,107.45	6,107.45	5,728.99	2,972.00	7,986.00	30.8%
30462 VEHICLE REPAIRS/	107.24	1,000.00	1,000.00	386.55	1,000.00	1,000.00	.0%
30463 EQUIPMENT REPAIR	1,564.85	4,350.00	4,350.00	7,130.28	4,350.00	4,350.00	.0%
30464 FACILITIES REPAI	14,736.58	10,000.00	10,000.00	5,135.07	10,000.00	10,000.00	.0%
30470 PRINTING & COPYI	148.00	2,000.00	2,000.00	.00	2,000.00	2,000.00	.0%
30480 ADVERTISING	8,057.27	10,208.00	10,208.00	3,289.31	10,208.00	10,208.00	.0%
30510 OFFICE SUPPLIES	1,631.78	900.00	900.00	1,499.82	900.00	900.00	.0%
30519 SUPPLIES SENIOR	3,896.60	8,400.00	8,400.00	4,975.22	8,400.00	8,400.00	.0%
30520 SUPPLIES	13,243.99	7,150.00	7,150.00	8,482.17	4,950.00	7,950.00	11.2%
30521 UNIFORMS	222.50	1,000.00	1,000.00	352.00	1,000.00	1,000.00	.0%
30522 FUEL	69.23	800.00	800.00	853.88	800.00	1,600.00	100.0%
30542 TRAINING & EDUCA	800.00	3,500.00	3,500.00	551.25	3,500.00	3,500.00	.0%
30544 MEMBERSHIPS	804.95	1,250.00	1,250.00	478.68	1,250.00	1,250.00	.0%
30 OPERATING EXPENSES	93,849.19	126,410.41	126,410.41	63,771.21	116,214.96	130,368.96	3.1%
<hr/>							
60 CAPITAL OUTLAY							
60630 IMPROVEMENTS	61,913.34	.00	.00	.00	.00	10,000.00	.0%
60632 SOCCER FIELD	50,000.00	.00	50,000.00	50,000.00	.00	.00	-100.0%
60640 EQUIPMENT PURCHA	2,149.00	12,500.00	12,500.00	.00	12,500.00	12,500.00	.0%
60649 EQUIPMENT - VEHI	28,913.00	.00	.00	-15.00	.00	.00	.0%
60 CAPITAL OUTLAY	142,975.34	12,500.00	62,500.00	49,985.00	12,500.00	22,500.00	-64.0%
01574 RECREATION	366,238.47	313,950.41	363,950.41	222,454.45	224,538.74	340,358.96	-6.5%

PROJECTION: 2022 FY2022

ACCOUNTS FOR:
 001 GENERAL FUND

01574 RECREATION

10 PERSONAL SERVICES

01574 10110 - SALARY

REC DIRECTOR (MY)
 \$28.59/HR X 2080 HOURS

VENDOR QUANTITY UNIT COST 2022 MGR REVIEW

1.00 59,473.00 59,473.00 *

TOTAL 10110 SALARY

01574 10111 - BONUS

X-MAS BONUS 3 X 8 HOUR DAY

1.00 686.00 686.00 *

TOTAL 10111 BONUS

01574 10120 - WAGES

NEW FY2020 FT REC ASST (CW)
 \$16.48/HR X 2080

REC ASDR (CC) PT
 \$16.48/HR X 1300 HOURS
 50 HOUR PP

REC AIDE (DG) PT
 \$15.45/HR X 1300 HOURS
 50 HOURS PP / 25 HRS WK

1.00 34,278.00 34,278.00

1.00 21,424.00 21,424.00

1.00 20,085.00 20,085.00

TOTAL 10120 WAGES

01574 10121 - BONUS

X-MAS BONUS \$100 EACH
 FT X-MAS BONUS 3 X 8 HOUR DAY

1.00 595.00 595.00 *

TOTAL 10121 BONUS

01574 10159 - PHONE ALLOWANCE

PHONE (DG)
 \$15.00/MTH

1.00 180.00 180.00 *

PROJECTION: 2022 FY2022

ACCOUNTS FOR:
 001 GENERAL FUND

	VENDOR	QUANTITY	UNIT COST	2022 MGR REVIEW
TOTAL 10159 PHONE ALLOWANCE				180.00
01574 10210 - FICA		1.00	11,480.00	11,480.00 *
WAGES X .0765				11,480.00
TOTAL 10210 FICA				11,480.00
01574 10220 - RETIREMENT		1.00	14,635.00	14,635.00 *
WAGES X .10 FRS				14,635.00
TOTAL 10220 RETIREMENT				14,635.00
01574 10230 - HEALTH INSURANCE		2.00	8,921.00	17,842.00 *
2 FT @ \$743.39/MTH X 12 = \$8921/YR				17,842.00
TOTAL 10230 HEALTH INSURANCE				17,842.00
01574 10233 - LIFE INSURANCE		2.00	108.00	216.00 *
2 FT X \$9.00/MTH X 12 = \$108/YR				216.00
TOTAL 10233 LIFE INSURANCE				216.00
01574 10236 - DENTAL INSURANCE		2.00	253.00	506.00 *
2 FT @ \$21.06/MTH X 12 = \$253/YR				506.00
TOTAL 10236 DENTAL INSURANCE				506.00
01574 10240 - WORKERS COMPENSATION		1.00	6,090.00	6,090.00 *
WAGES X RISK CODE				6,090.00

PROJECTION: 2022 FY2022

ACCOUNTS FOR:
 001 GENERAL FUND

	VENDOR	QUANTITY	UNIT COST	2022 MGR REVIEW
TOTAL 10240 WORKERS COMPENSATION				6,090.00
TOTAL 10 PERSONAL SERVICES				187,490.00
30 OPERATING EXPENSES				
01574 30340 - CONTRACTUAL SERVICES				32,225.00 *
ANNUAL FEE MONITOR SECURITY SYSTEM RECREATION BLDG		1.00	500.00	500.00
FRUITLAND PARK DAY		1.00	11,000.00	11,000.00
HOMETOWN XMAS		1.00	3,000.00	3,000.00
MOVIE NIGHT		12.00	700.00	8,400.00
DAZZLE BOOTH		1.00	2,200.00	2,200.00
REC PRO		1.00	7,125.00	7,125.00
TOTAL 30340 CONTRACTUAL SERVICES				32,225.00
01574 30400 - TRAVEL/PER DIEM				8,299.96 *
CONFERENCE HOTEL (FRPA) 3 EMPLOYEES		14.00	257.14	3,599.96
DIRECTOR'S CONFERENCE HOTEL (AGENCY SUMMIT)		2.00	200.00	400.00
REC CONFERENCE MEALS (FRPA) X 3 EMPLOYEES		5.00	400.00	2,000.00
DIRECTOR CONFERENCE MEALS (AGENCY SUMMIT)		4.00	80.00	320.00
NATIONAL RECREATION & PARKS ASSOC HOTEL (NRPA)		4.00	200.00	800.00
NRPA FLIGHT		1.00	600.00	600.00
AGENCY SUMMIT MILEAGE		1.00	100.00	100.00
NRPA MEALS		6.00	80.00	480.00

PROJECTION: 2022 FY2022

ACCOUNTS FOR:
 001 GENERAL FUND

	VENDOR	QUANTITY	UNIT COST	2022 MGR REVIEW
TOTAL 30400 TRAVEL/PER DIEM				8,299.96
01574 30410 - COMMUNICATIONS				5,400.00 *
	VERIZON SERVICE - DIRECTOR	12.00	55.00	660.00
	\$55/MTH			
	SUMMIT BROADBAND	12.00	380.00	4,560.00
	CABLE/INTERNET/PHONES			
	DEBBIE GREEN PHONE	12.00	15.00	180.00
	REIMBURSEMENT			
TOTAL 30410 COMMUNICATIONS				5,400.00
01574 30420 - POSTAGE				300.00 *
	POSTAGE (MISC)	1.00	200.00	200.00
	MAIL PROGRAM FLYERS	1.00	100.00	100.00
TOTAL 30420 POSTAGE				300.00
01574 30430 - ELECTRIC				13,200.00 *
	RECREATION OFFICE	12.00	1,100.00	13,200.00
TOTAL 30430 ELECTRIC				13,200.00
01574 30431 - WATER				9,000.00 *
	RECREATION	12.00	750.00	9,000.00
TOTAL 30431 WATER				9,000.00
01574 30440 - RENTAL OF EQUIPMENT				1,800.00 *
	COPY MACHINE	12.00	150.00	1,800.00
TOTAL 30440 RENTAL OF EQUIPMENT				1,800.00
01574 30450 - INSURANCE				7,986.00 *
	LIABILITY/PROPERTY/PUBLIC	1.00	7,986.00	7,986.00
	OFFICIALS			

PROJECTION: 2022 FY2022

ACCOUNTS FOR:
 001 GENERAL FUND

	VENDOR	QUANTITY	UNIT COST	2022 MGR REVIEW
TOTAL 30450 INSURANCE				7,986.00
01574 30462 - VEHICLE REPAIRS/MAINT		1.00	1,000.00	1,000.00 *
TOTAL 30462 VEHICLE REPAIRS/MAINT				1,000.00
01574 30463 - EQUIPMENT REPAIRS/MAINT		1.00	1,000.00	4,350.00 *
MISCELLANEOUS REPAIRS-NETS, POIST, ETC.		1.00	1,850.00	1,850.00
REC PRO EQUIPMENT		1.00	1,500.00	1,500.00
SWING SEATS & BABY SEATS				
TOTAL 30463 EQUIPMENT REPAIRS/MAINT				4,350.00
01574 30464 - FACILITIES REPAIRS/MAINT		1.00	10,000.00	10,000.00 *
TERMINEX, TRUGREEN FERTILIZATION, WINTERIZATION				10,000.00
TOTAL 30464 FACILITIES REPAIRS/MAINT				10,000.00
01574 30470 - PRINTING & COPYING		1.00	2,000.00	2,000.00 *
PRINT FLYERS				2,000.00
TOTAL 30470 PRINTING & COPYING				2,000.00
01574 30480 - ADVERTISING		1.00	1,500.00	10,208.00 *
FRUITLAND PARK DAY		1.00	1,000.00	1,500.00
HOMETOWN X-MAS		1.00	1,000.00	1,000.00
MISC ADVERTISING NEW EVENTS		1.00	2,500.00	2,500.00
BANNERS & SIGNS FOR ALL EVENTS		1.00	500.00	500.00
BEAUTIFICATION DAY		12.00	309.00	3,708.00
MONTHLY ADVERTISING				

PROJECTION: 2022 FY2022

ACCOUNTS FOR:
 001 GENERAL FUND

	VENDOR	QUANTITY	UNIT COST	2022 MGR REVIEW
TOTAL 30480 ADVERTISING				10,208.00
01574 30510 - OFFICE SUPPLIES				900.00 *
		1.00	800.00	800.00
		1.00	100.00	100.00
TOTAL 30510 OFFICE SUPPLIES				900.00
01574 30519 - SUPPLIES SENIOR SOCIAL				8,400.00 *
		24.00	50.00	1,200.00
		24.00	300.00	7,200.00
TOTAL 30519 SUPPLIES SENIOR SOCIAL				8,400.00
01574 30520 - SUPPLIES				7,950.00 *
		1.00	2,000.00	2,000.00
		1.00	1,200.00	1,200.00
		1.00	3,000.00	3,000.00
		1.00	1,750.00	1,750.00
TOTAL 30520 SUPPLIES				7,950.00
01574 30521 - UNIFORMS				1,000.00 *
		1.00	1,000.00	1,000.00
TOTAL 30521 UNIFORMS				1,000.00
01574 30522 - FUEL				1,600.00 *
		1.00	1,600.00	1,600.00

PROJECTION: 2022 FY2022

ACCOUNTS FOR:
 001 GENERAL FUND

	VENDOR	QUANTITY	UNIT COST	2022 MGR REVIEW
TOTAL 30522 FUEL				1,600.00
01574 30542 - TRAINING & EDUCATION		3.00	700.00	3,500.00 *
REC CONFERENCE (FRPA)		1.00	400.00	2,100.00
DIRECTOR'S CONFERENCE (AGENCY SUMMIT)		1.00	600.00	400.00
NATL RECREATION & PARKS ASSOC (NRPA)		1.00	400.00	600.00
EVENTS & FESTIVALS CONFERENCE		1.00	400.00	400.00
TOTAL 30542 TRAINING & EDUCATION				3,500.00
01574 30544 - MEMBERSHIPS		3.00	150.00	1,250.00 *
FLORIDA RECREATION & PARKS ASSOC (FRPA)		1.00	100.00	450.00
KIWANIS		1.00	100.00	100.00
COSTCO		1.00	600.00	100.00
NATL RECREATION & PARKS ASSOC (NRPA)				600.00
TOTAL 30544 MEMBERSHIPS				1,250.00
TOTAL 30 OPERATING EXPENSES				130,368.96
60 CAPITAL OUTLAY				
01574 60630 - IMPROVEMENTS		1.00	10,000.00	10,000.00 *
BEAM INTERACTIVE PROGRAM PROJECTOR FOR KIDS				10,000.00
TOTAL 60630 IMPROVEMENTS				10,000.00
01574 60640 - EQUIPMENT PURCHASES		1.00	1,500.00	12,500.00 *
DESK		2.00	1,250.00	1,500.00
2 NEW COMPUTERS		1.00	2,500.00	2,500.00
AEDS		3.00	2,000.00	6,000.00
EVENT POWER BOXES				

PROJECTION: 2022 FY2022

ACCOUNTS FOR:
001 GENERAL FUND

VENDOR QUANTITY UNIT COST 2022 MGR REVIEW

TOTAL 60640 EQUIPMENT PURCHASES				12,500.00
TOTAL 60 CAPITAL OUTLAY				22,500.00
TOTAL 01574 RECREATION				340,358.96

808jmich | NEXT YEAR / CURRENT YEAR BUDGET ANALYSIS
 PROJECTION: FY2022 BUDGET

ACCOUNTS FOR:		2020	2021	2022	CHANGE	
			REVISED		FM	
INTERFUND TRANSFERS		ACTUAL	BUD	PROPOSED	FY2021	
1581	INTERFUND TRANSFER					
90914	XFER TO UTLITY	240,000	240,000	0	-240,000	-100%
90920	XFER TO RESERVES	0	113,238	0	-113,238	-100%
90921	XFER TO PAVING	0	75,000	75,000		0%
90922	XFER TO CENTENNIEL			5,000		100%
	OPERATING EXPENSES	240,000	428,238	80,000	-348,238	-81%
	INTERFUND TRANSFER	240,000	428,238	80,000	-348,238	-81%

240K COVER LADY LAKE SEWER PROCESSING

PROJECTION: 2022 FY2022

FOR PERIOD 99

ACCOUNTS FOR:

001 GENERAL FUND	2020 ACTUAL	2021 ORIG BUD	2021 REVISED BUD	2021 ACTUAL	2021 PROJECTION	2022 MGR REVIEW	PCT CHANGE
<u>01581 INTERFUND TRANSFERS</u>							
<u>90 NON-OPERATING</u>							
90914 XFER TO UTILITY	240,000.00	240,000.00	240,000.00	180,000.00	.00	.00	-100.0%
90920 TRANSFER TO RESE	.00	113,237.81	113,237.81	.00	.00	.00	-100.0%
90921 TRANSFER TO PAVI	.00	75,000.00	75,000.00	.00	.00	75,000.00	.0%
90922 TRANSFER TO CENT	.00	.00	.00	.00	.00	5,000.00	.0%
90 NON-OPERATING	240,000.00	428,237.81	428,237.81	180,000.00	.00	80,000.00	-81.3%
01581 INTERFUND TRANSF	240,000.00	428,237.81	428,237.81	180,000.00	.00	80,000.00	-81.3%
TOTAL 001 GENERAL FUND	-1,895,776.70	-.04	36,529.96	-1,427,236.53	162,764.51	-.07	-100.0%

PROJECTION: 2022 FY2022

ACCOUNTS FOR:
 001 GENERAL FUND

01581 INTERFUND TRANSFERS

90 NON-OPERATING

01581 90921 - TRANSFER TO PAVING FUND

TRANSFER TO RESTRICTED FUND FOR
 FUTURE PAVING

VENDOR	QUANTITY	UNIT COST	2022 MGR REVIEW
	1.00	75,000.00	75,000.00 *
			75,000.00

TOTAL 90921 TRANSFER TO PAVING FUND

01581 90922 - TRANSFER TO CENTENNIEL FUND

TRANSFER \$5000/YR TO THE
 CENTENNIEL CELEBRATION FUND

	1.00	5,000.00	75,000.00
			5,000.00 *
			5,000.00

TOTAL 90922 TRANSFER TO CENTENNIEL FUND

TOTAL 90 NON-OPERATING

TOTAL 01581 INTERFUND TRANSFERS

TOTAL 001 GENERAL FUND

-.07

5,000.00
 80,000.00
 80,000.00

808jmich | NEXT YEAR / CURRENT YEAR BUDGET ANALYSIS
 PROJECTION: FY2022 BUDGET

ACCOUNTS FOR:		2020	2021	2022	CHANGE	
			REVISED		FM	
REDEVELOPMENT REVENUE		ACTUAL	BUD	PROPOSED	FY2021	
33901	CITY OF FRUITLAND PARK	183,533	243,508	292,767	49,259	20%
33902	LAKE COUNTY COMMISSION	230,307	307,467	370,837	63,370	21%
33903	LAKE CO WATER AUTHORITY	16,681	22,133	26,611	4,478	20%
33904	LAKE CO AMBULANCE	21,014	28,053	33,836	5,783	21%
INTERGOVERNMENTAL		451,535	601,161	724,051	122,890	20%
36110	INTEREST INCOME	4,299	1,200	1,200	0	0%
NON-OPERATING		4,299	1,200	1,200	0	0%
COMMUNITY REDEVELOPMEN		455,834	602,361	725,251	122,890	20%

PROJECTION: 2022 FY2022

FOR PERIOD 99

ACCOUNTS FOR:

200 REDEVELOPMENT TRUST FUND	2020 ACTUAL	2021 ORIG BUD	2021 REVISED BUD	2021 ACTUAL	2021 PROJECTION	2022 MGR REVIEW	PCT CHANGE
<u>20001 REDEVELOPMENT FUND REVENU</u>							
<u>33 INTERGOVERN. REVENUE</u>							
33901 CITY OF FRUITLAN	-183,533.00	-243,508.00	-243,508.00	-241,923.00	-89,888.00	-292,767.00	20.2%
33902 LAKE COUNTY COMM	-230,307.00	-307,467.00	-307,467.00	-302,022.50	-118,489.00	-370,837.00	20.6%
33903 LAKE CO WATER AU	-16,681.00	-22,133.00	-22,133.00	-20,821.00	-5,759.00	-26,611.00	20.2%
33904 LAKE CO AMBULANC	-21,014.00	-28,053.00	-28,053.00	-27,779.50	-10,339.00	-33,836.00	20.6%
33 INTERGOVERN. REVENU	-451,535.00	-601,161.00	-601,161.00	-592,546.00	-224,475.00	-724,051.00	20.4%
<u>36 MISC. REVENUE</u>							
36110 INTEREST INCOME	-4,298.62	-1,200.00	-1,200.00	-1,510.45	-1,200.00	-1,200.00	.0%
36 MISC. REVENUE	-4,298.62	-1,200.00	-1,200.00	-1,510.45	-1,200.00	-1,200.00	.0%
20001 REDEVELOPMENT FU	-455,833.62	-602,361.00	-602,361.00	-594,056.45	-225,675.00	-725,251.00	20.4%

PROJECTION: 2022 FY2022

ACCOUNTS FOR:

200 REDEVELOPMENT TRUST FUND

VENDOR QUANTITY UNIT COST 2022 MGR REVIEW

20001 REDEVELOPMENT FUND REVENUE

33 INTERGOVERN. REVENUE

20001 33901 - CITY OF FRUITLAND PARK

MILLAGE 3.9134
 CRA 00F1
 INCREASE OVER BASE YEAR
 \$48,999,729

1.00 182,168.00 -292,767.00 *
 -182,168.00

EXPENSED IN 01519-30491

MILLAGE 3.9134
 CRA 00F2
 INCREASE OVER BASE YEAR
 \$29,749,048

1.00 110,599.00 -110,599.00

EXPENSED IN 01519-30491

TOTAL 33901 CITY OF FRUITLAND PARK
 20001 33902 - LAKE COUNTY COMMISSION

LAKE COUNTY MILLAGE 5.1180
 CRA 00F1

1.00 235,166.00 -292,767.00 *
 -370,837.00 *
 -235,166.00

LAKE COUNTY MILLAGE 5.1180
 CRA 00F2

1.00 135,671.00 -135,671.00

TOTAL 33902 LAKE COUNTY COMMISSION
 20001 33903 - LAKE CO WATER AUTHORITY

LAKE CO WATER AUTH MILLAGE
 .4900
 CRA 00F1

1.00 16,558.00 -370,837.00 *
 -26,611.00 *
 -16,558.00

LAKE CO WATER AUTH MILLAGE
 .4900
 CRA 00F2

1.00 10,053.00 -10,053.00

PROJECTION: 2022 FY2022

ACCOUNTS FOR:

200 REDEVELOPMENT TRUST FUND

	VENDOR	QUANTITY	UNIT COST	2022 MGR REVIEW
TOTAL 33903 LAKE CO WATER AUTHORITY				-26,611.00
20001 33904 - LAKE CO AMBULANCE DISTRICT				-33,836.00 *
LAKE CO AMBULANCE MILLAGE .4629 CRA 00F1		1.00	21,457.00	-21,457.00
LAKE CO AMBULANCE MILLAGE .4629 CRA 00F2		1.00	12,379.00	-12,379.00
TOTAL 33904 LAKE CO AMBULANCE DISTRICT				-33,836.00
TOTAL 33 INTERGOVERN. REVENUE				-724,051.00
36 MISC. REVENUE				
20001 36110 - INTEREST INCOME				-1,200.00 *
		1.00	1,200.00	-1,200.00
TOTAL 36110 INTEREST INCOME				-1,200.00
TOTAL 36 MISC. REVENUE				-1,200.00
TOTAL 20001 REDEVELOPMENT FUND REVENU				-725,251.00

808jmich | NEXT YEAR / CURRENT YEAR BUDGET ANALYSIS
 PROJECTION: FY2022 BUDGET

ACCOUNTS FOR:	2020	2021	2022	CHANGE	
		REVISED		FM	
REDEVELOPMENT EXPENSE	ACTUAL	BUD	PROPOSED	FY2021	
20511 COMMUNITY REDEVELOPMENT					
30310 LEGAL FEES	35	0	0	0	
30311 ENGINEERING FEES	0	2,000	2,000	0	0%
30313 PROFESSIONAL FEES	0	2,000	2,000	0	0%
30316 GRANT PROGRAM	0	25,000	25,000	0	0%
30320 AUDIT FEES			5,000	5,000	100%
30479 ABATEMENT	0	5,000	5,000	0	0%
30490 MISC EXPENSE	0	5,000	5,000	0	0%
30544 MEMBERSHIPS	175	570	570	0	0%
OPERATING EXPENSES	175	39,570	44,570	5,000	13%
60610 PURCHASE LAND		88,750		-88,750	-100%
60624 MUNICIPAL COMPLEX	0	150,000	347,172	197,172	131%
60631 STREETS & ROAD RESURFA	147,198	150,000	200,000	50,000	33%
60655 COMMUNITY CENTER	110,000	115,000	0	-115,000	-100%
60636 SYSTEM IMPROVEMENTS	0	0	0	0	0%
60665 PARKS IMPROVEMENT			61,500	61,500	100%
CAPITAL OUTLAY	257,198	415,000	608,672	193,672	47%
90990 CONTINGENCY FUND	0	17,064	28,667	11,603	68%
NON-OPERATING	0	17,064	28,667	11,603	68%
COMMUNITY REDEVELOPMEN	257,373	471,634	681,909	210,275	45%
20581 INTERFUND TRANSFER					
90914 XFER TO UTILITY				0	0%
90916 XFER TO GENERAL FUND	38,794	39,998	43,342	3,344	8%
INTERFUND TRANSFER	38,794	39,998	43,342	3,344	8%
TOTAL REDEVELOPMENT TRI	296,167	511,632	725,251	213,619	29%

PROJECTION: 2022 FY2022

FOR PERIOD 99

ACCOUNTS FOR:

200 REDEVELOPMENT TRUST FUND	2020 ACTUAL	2021 ORIG BUD	2021 REVISED BUD	2021 ACTUAL	2021 PROJECTION	2022 MGR REVIEW	PCT CHANGE
<u>20511 COMMUNITY REDEVELOPMENT</u>							
<u>30 OPERATING EXPENSES</u>							
30310 LEGAL FEES	35.00	.00	.00	.00	.00	.00	.0%
30311 ENGINEERING FEES	.00	2,000.00	2,000.00	.00	2,000.00	2,000.00	.0%
30313 PROFESSIONAL FEE	.00	2,000.00	2,000.00	1,267.50	2,000.00	2,000.00	.0%
30316 GRANT PROGRAM	.00	25,000.00	25,000.00	.00	25,000.00	25,000.00	.0%
30320 AUDIT FEES	.00	.00	.00	5,000.00	.00	5,000.00	.0%
30479 ABATEMENT	.00	5,000.00	5,000.00	.00	5,000.00	5,000.00	.0%
30490 MISC EXPENSE	.00	5,000.00	5,000.00	.00	5,000.00	5,000.00	.0%
30544 MEMBERSHIPS	175.00	570.00	570.00	175.00	570.00	570.00	.0%
30 OPERATING EXPENSES	210.00	39,570.00	39,570.00	6,442.50	39,570.00	44,570.00	12.6%
<u>60 CAPITAL OUTLAY</u>							
60610 LAND PURCHASE	.00	88,750.00	88,750.00	.00	.00	.00	-100.0%
60624 MUNICIPAL COMPLE	.00	150,000.00	150,000.00	.00	.00	347,172.00	131.4%
60631 STREETS & ROAD R	147,198.00	150,000.00	150,000.00	.00	120,000.00	200,000.00	33.3%
60636 COMMUNITY CENTER	110,000.00	115,000.00	115,000.00	37,862.31	.00	.00	-100.0%
60665 PARKS IMPROVEMEN	.00	.00	.00	.00	.00	61,500.00	.0%
60 CAPITAL OUTLAY	257,198.00	503,750.00	503,750.00	37,862.31	120,000.00	608,672.00	20.8%
<u>90 NON-OPERATING</u>							
90990 CONTINGENCY FUND	.00	17,371.40	17,371.40	.00	.00	28,667.00	65.0%
90 NON-OPERATING	.00	17,371.40	17,371.40	.00	.00	28,667.00	65.0%
20511 COMMUNITY REDEVE	257,408.00	560,691.40	560,691.40	44,304.81	159,570.00	681,909.00	21.6%

PROJECTION: 2022 FY2022

ACCOUNTS FOR:

200 REDEVELOPMENT TRUST FUND

20511 COMMUNITY REDEVELOPMENT

30 OPERATING EXPENSES

20511 30311 - ENGINEERING FEES

VENDOR	QUANTITY	UNIT COST	2022 MGR REVIEW
	1.00	2,000.00	2,000.00 *
			2,000.00

TOTAL 30311 ENGINEERING FEES
 20511 30313 - PROFESSIONAL FEES

	1.00	2,000.00	2,000.00 *
			2,000.00

TOTAL 30313 PROFESSIONAL FEES
 20511 30316 - GRANT PROGRAM REDEVELPMT

	1.00	25,000.00	25,000.00 *
			2,000.00
			25,000.00

GRANT MATCH

TOTAL 30316 GRANT PROGRAM
 20511 30320 - AUDIT FEES

	1.00	5,000.00	5,000.00 *
			25,000.00
			5,000.00

CRA AUDIT - NEW REQUIREMENT FOR
 SEPARATE AUDIT

TOTAL 30320 AUDIT FEES
 20511 30479 - ABATEMENT

	1.00	5,000.00	5,000.00 *
			5,000.00
			5,000.00

NUISANCE ABATEMENT OF CODE
 ENFORCEMENT VIOLATIONS

TOTAL 30479 ABATEMENT
 20511 30490 - MISC EXPENSE

	1.00	5,000.00	5,000.00 *
			5,000.00
			5,000.00

MISC

PROJECTION: 2022 FY2022

ACCOUNTS FOR:

200 REDEVELOPMENT TRUST FUND

TOTAL 30490 MISC EXPENSE
 20511 30544 - MEMBERSHIPS

FL REDEVELOPMENT ASSOCIATION

DCA SPECIAL DISTRICT FEE

TOTAL 30544 MEMBERSHIPS
 TOTAL 30 OPERATING EXPENSES

60 CAPITAL OUTLAY

20511 60624 - MUNICIPAL COMPLEX IMPROVMTS

UPGRADE MUNICIPAL COMPLEX
 PUBLIC SAFETY BLDG

TOTAL 60624 MUNICIPAL COMPLEX IMPROVEMTS
 20511 60631 - STREETS

ROAD SURFACE
 VARIOUS ROADS/SIDEWALKS

TOTAL 60631 STREETS & ROAD RESURFACING
 20511 60665 - PARKS IMPROVEMENTS

NEW METAL ROOF AT CONCESSION
 STAND AT CALES PARK

NEW METAL ROOF POOL

TOTAL 60665 PARKS IMPROVEMENTS
 TOTAL 60 CAPITAL OUTLAY

90 NON-OPERATING

20511 90990 - CONTINGENCY REDEVP

VENDOR	QUANTITY	UNIT COST	2022 MGR REVIEW
			5,000.00
			570.00 *
	1.00	395.00	395.00
	1.00	175.00	175.00
			570.00
			44,570.00
			347,172.00 *
	1.00	347,172.00	347,172.00
			347,172.00
			200,000.00 *
	1.00	200,000.00	200,000.00
			200,000.00
			61,500.00 *
	1.00	6,500.00	6,500.00
			200,000.00
	1.00	55,000.00	55,000.00
			61,500.00
			608,672.00
			28,667.00 *
	1.00	28,667.00	28,667.00

07/12/2021 14:37 | CITY OF FRUITLAND PARK
808jmich | NEXT YEAR BUDGET DETAIL REPORT

| P 101
| bgnyrpts

PROJECTION: 2022 FY2022

ACCOUNTS FOR:

200 REDEVELOPMENT TRUST FUND

VENDOR QUANTITY UNIT COST 2022 MGR REVIEW

TOTAL 90990 CONTINGENCY FUND 28,667.00

TOTAL 90 NON-OPERATING 28,667.00

TOTAL 20511 COMMUNITY REDEVELOPMENT 681,909.00

PROJECTION: 2022 FY2022

FOR PERIOD 99

ACCOUNTS FOR:

200 REDEVELOPMENT TRUST FUND	2020 ACTUAL	2021 ORIG BUD	2021 REVISED BUD	2021 ACTUAL	2021 PROJECTION	2022 MGR REVIEW	PCT CHANGE
<u>20581 INTERFUND TRANSFER</u>							
<u>90 NON-OPERATING</u>							
90916 XFER TO GENERAL	39,998.20	41,669.60	41,669.60	40,589.60	36,089.20	43,342.30	65.0%
90 NON-OPERATING	39,998.20	41,669.60	41,669.60	40,589.60	36,089.20	43,342.30	4.0%
20581 INTERFUND TRANSF	39,998.20	41,669.60	41,669.60	40,589.60	36,089.20	43,342.30	4.0%
TOTAL 200 REDEVELOPMENT TRUS	-158,427.42	.00	.00	-509,162.04	-30,015.80	.30	.0%

PROJECTION: 2022 FY2022

ACCOUNTS FOR:
 200 REDEVELOPMENT TRUST FUND

20581 INTERFUND TRANSFER

90 NON-OPERATING

20581 90916 - TX TO GF

20% CM SALARY & BENEFITS
 REVENUE = 01001-38150

10% FINANCE DIRECTOR WAGES &
 BENEFITS
 REVENUE = 01001-38150

VENDOR	QUANTITY	UNIT COST	2022 MGR REVIEW
	.20	160,758.00	43,342.30 *
			32,151.60
	.10	111,907.00	11,190.70
TOTAL 90916 XFER TO GENERAL FUND			43,342.30
TOTAL 90 NON-OPERATING			43,342.30
TOTAL 20581 INTERFUND TRANSFER			43,342.30
TOTAL 200 REDEVELOPMENT TRUST FUND			.30

808jmich | NEXT YEAR / CURRENT YEAR BUDGET ANALYSIS
 PROJECTION: FY2022 BUDGET

ACCOUNTS FOR:	2020	2021	2022	CHANGE	
	ACTUAL	REVISED BUD	PROPOSED	FM	
CAPITAL PROJECTS REVENUE				FY2021	
30001 CAPITAL PROJECTS					
31260 DISCRETIONARY SALES TAX	870,612	771,289	771,289	0	0%
INTERGOVERNMENTAL	870,612	771,289	771,289	0	0%
36120 INTEREST INCOME	1,072	3,337	3,337	0	0%
MISC EXPENSE	1,072	3,337	3,337	0	0%
38001 TX FROM FUND BALANCE	0	62,906	51,906	-11,000	-17%
NON-OPERATING	0	62,906	51,906	-11,000	-17%
COMMUNITY REDEVELOPMEN	871,685	837,532	826,532	-11,000	-1%

PROJECTION: 2022 FY2022

FOR PERIOD 99

ACCOUNTS FOR:

300 CAPITAL PROJECTS FUND	2020 ACTUAL	2021 ORIG BUD	2021 REVISED BUD	2021 ACTUAL	2021 PROJECTION	2022 MGR REVIEW	PCT CHANGE
<u>30001 CAPITAL PROJECTS REVENUES</u>							
<u>31 TAXES</u>							
31260 DISCRETIONALLY SA	-870,612.13	-771,289.00	-771,289.00	-667,751.29	-771,289.00	-771,289.00	.0%
31 TAXES	-870,612.13	-771,289.00	-771,289.00	-667,751.29	-771,289.00	-771,289.00	.0%
<u>36 MISC. REVENUE</u>							
36120 INTEREST EARNED	-1,072.43	-3,337.00	-3,337.00	-2,077.39	-3,337.00	-3,337.00	.0%
36 MISC. REVENUE	-1,072.43	-3,337.00	-3,337.00	-2,077.39	-3,337.00	-3,337.00	.0%
<u>38 NON REVENUES</u>							
38001 XFER IN FUND BAL	.00	-62,906.00	-62,906.00	.00	-566,449.00	-51,906.00	-17.5%
38 NON REVENUES	.00	-62,906.00	-62,906.00	.00	-566,449.00	-51,906.00	-17.5%
30001 CAPITAL PROJECTS	-871,684.56	-837,532.00	-837,532.00	-669,828.68	-1,341,075.00	-826,532.00	-1.3%

PROJECTION: 2022 FY2022

ACCOUNTS FOR:
 300 CAPITAL PROJECTS FUND

30001 CAPITAL PROJECTS REVENUES

31 TAXES

30001 31260 - LOCAL GOVT SURTAX-INFRAS

DISTRIBUTION FACTOR IS BASED
 ON COUNTY'S LATEST OFFICIAL
 POPULATION
 POPULATION FY2020= 8,963,
 FY2019 = 7291, FY2018 = 4274

VENDOR QUANTITY UNIT COST 2022 MGR REVIEW

1.00 771,289.00 -771,289.00 *

-771,289.00

TOTAL 31260 DISCRETIONALY SALES SURTAX
 TOTAL 31 TAXES

-771,289.00
 -771,289.00

36 MISC. REVENUE

30001 36120 - INTEREST EARNED

1.00 3,337.00 -3,337.00 *

-3,337.00
 -3,337.00

TOTAL 36120 INTEREST EARNED
 TOTAL 36 MISC. REVENUE

-3,337.00
 -3,337.00

38 NON REVENUES

30001 38001 - XFER IN FUND BALANCE

TRANSFER IN FROM FUND BALANCE
 TO COVER EXPENSES:

1.00 51,906.00 -51,906.00 *

-51,906.00
 -51,906.00

TOTAL 38001 XFER IN FUND BALANCE
 TOTAL 38 NON REVENUES
 TOTAL 30001 CAPITAL PROJECTS REVENUES

-51,906.00
 -51,906.00
 -826,532.00

808jmich | NEXT YEAR / CURRENT YEAR BUDGET ANALYSIS
 PROJECTION: FY2022 BUDGET

ACCOUNTS FOR:		2020	2021	2022	CHANGE	
CAPITAL PROJECTS SUMMARY		ACTUAL	REVISED BUD	PROPOSED	FM FY2021	
305XX	CAPITAL PROJECTS					
30521	POLICE	64,288	19,565	0	-19,565	-100%
30522	FIRE DEPT	31,299	0	0	0	
30533	WATER	0	43,000	0	-43,000	-100%
30535	SEWER	0	0	0	0	
30541	R&S	0	426,289	452,604	26,315	6%
30571	LIBRARY	0	9,650	2,900	-6,750	-70%
30572	RECREATION	0	0	12,500	12,500	100%
30581	TRANSFER	358,527	358,527	358,528	0	0%
LAW ENFORCEMENT CAP PR		454,114	857,031	826,532	-30,500	-4%

PROJECTION: 2022 FY2022

FOR PERIOD 99

ACCOUNTS FOR:

300 CAPITAL PROJECTS FUND	2020 ACTUAL	2021 ORIG BUD	2021 REVISED BUD	2021 ACTUAL	2021 PROJECTION	2022 MGR REVIEW	PCT CHANGE
30521 LAW ENFORCEMENT	64,288.00	19,565.00	19,565.00	16,465.34	.00	.00	-100.0%
30533 WATER UTILITY CA	37,207.61	23,500.00	23,500.00	1,886.74	.00	.00	-100.0%
30541 ROAD & ST CAPITA	.00	426,289.00	426,289.00	23,940.91	.00	452,604.00	6.2%
30571 LIBRARY CAPITAL	.00	9,650.00	9,650.00	.00	.00	2,900.00	-69.9%
30572 RECREATION CAP P	.00	.00	.00	.00	.00	12,500.00	.0%
30581 INTERFUND TRANSF	358,527.88	358,527.88	358,527.88	344,340.88	130,687.00	358,528.00	.0%
TOTAL 300 CAPITAL PROJECTS F	460,023.49	837,531.88	837,531.88	386,633.87	130,687.00	826,532.00	-1.3%

808jmich | NEXT YEAR / CURRENT YEAR BUDGET ANALYSIS
 PROJECTION: FY2022 BUDGET

ACCOUNTS FOR:	2020	12020	2022	CHANGE	
		REVISED			
LAW ENFORCEMENT CAP PROJ	ACTUAL	BUD	PROPOSED	FM FY2021	
30521 LAW ENFORCEMENT CAP PROJ					
60640 EQUIPMENT PURCHASES				0	
60649 EQUIPMENT - VEHICLES	64,288	19,565	0	-19565	-100%
CAPITAL OUTLAY	64,288	19,565	0	-19565	-100%
LAW ENFORCEMENT CAP PR	64,288	19,565	0	-19565	-100%

6 POLICE CARS LEASED 4 OF 4 YRS PARTIAL YR

07/12/2021 14:31 | CITY OF FRUITLAND PARK
 808jmich | NEXT YEAR / CURRENT YEAR BUDGET ANALYSIS

| P 39
 | bgnyrpts

PROJECTION: 2022 FY2022

FOR PERIOD 99

ACCOUNTS FOR:

300 CAPITAL PROJECTS FUND	2020 ACTUAL	2021 ORIG BUD	2021 REVISED BUD	2021 ACTUAL	2021 PROJECTION	2022 MGR REVIEW	PCT CHANGE
<u>30521 LAW ENFORCEMENT CAP PROJ</u>							
60 CAPITAL OUTLAY							
60649 EQUIPMENT - VEHI	64,288.00	19,565.00	19,565.00	16,465.34	.00	.00	-100.0%
60 CAPITAL OUTLAY	64,288.00	19,565.00	19,565.00	16,465.34	.00	.00	-100.0%
30521 LAW ENFORCEMENT	64,288.00	19,565.00	19,565.00	16,465.34	.00	.00	-100.0%

808jmich | NEXT YEAR / CURRENT YEAR BUDGET ANALYSIS
 PROJECTION: FY2022 BUDGET

ACCOUNTS FOR:		2020	2021	2022	CHANGE	
		ACTUAL	REVISED BUD	PROPOSED	FM FY20201	
WATER CAP PROJECTS						
30533	WATER CIP					
60640	EQUIPMENT PURCHASE	0	43,000	0	-43,000	-100%
	CAPITAL OUTLAY	0	43,000	0	-43,000	-100%
WATER CAP PROJECT		0	43,000	0	-43,000	-100%

07/12/2021 14:31 | CITY OF FRUITLAND PARK
 808jmich | NEXT YEAR / CURRENT YEAR BUDGET ANALYSIS

| P 40
 | bgnyrpts

PROJECTION: 2022 FY2022

FOR PERIOD 99

ACCOUNTS FOR:

300 CAPITAL PROJECTS FUND	2020 ACTUAL	2021 ORIG BUD	2021 REVISED BUD	2021 ACTUAL	2021 PROJECTION	2022 MGR REVIEW	PCT CHANGE
<u>30533 WATER UTILITY CAP PROJECT</u>							
<u>60 CAPITAL OUTLAY</u>							
60640 EQUIPMENT PURCHA	37,207.61	23,500.00	23,500.00	1,886.74	.00	.00	-100.0%
60 CAPITAL OUTLAY	37,207.61	23,500.00	23,500.00	1,886.74	.00	.00	-100.0%
30533 WATER UTILITY CA	37,207.61	23,500.00	23,500.00	1,886.74	.00	.00	-100.0%

808jmich | NEXT YEAR / CURRENT YEAR BUDGET ANALYSIS
 PROJECTION: FY2022 BUDGET

ACCOUNTS FOR:		2020	2021	2022	CHANGE	
		ACTUAL	REVISED BUD	PROPOSED	FM	
ROAD & ST CAPITAL PROJECT					FY2021	
30541	ROAD & ST CAPITAL PROJECT					
60620	BUILDINGS	0	426,289	452,604	26,315	6%
60640	EQUIPMENT PURCHASES	0	0	0	0	0%
	CAPITAL OUTLAY	0	426,289	452,604	26,315	6%
	ROAD & ST CAPITAL PROJ	0	426,289	452,604	26,315	6%

07/12/2021 14:31 | CITY OF FRUITLAND PARK
 808jmich | NEXT YEAR / CURRENT YEAR BUDGET ANALYSIS

| P 41
 | bgnyrpts

PROJECTION: 2022 FY2022

FOR PERIOD 99

ACCOUNTS FOR:

	2020 ACTUAL	2021 ORIG BUD	2021 REVISED BUD	2021 ACTUAL	2021 PROJECTION	2022 MGR REVIEW	PCT CHANGE
300 CAPITAL PROJECTS FUND							
<u>30541 ROAD & ST CAPITAL PROJECT</u>							
60 CAPITAL OUTLAY							
60620 BUILDINGS	.00	426,289.00	426,289.00	23,940.91	.00	452,604.00	6.2%
60 CAPITAL OUTLAY	.00	426,289.00	426,289.00	23,940.91	.00	452,604.00	6.2%
30541 ROAD & ST CAPITA	.00	426,289.00	426,289.00	23,940.91	.00	452,604.00	6.2%

PROJECTION: 2022 FY2022

ACCOUNTS FOR:

300 CAPITAL PROJECTS FUND

30541 ROAD & ST CAPITAL PROJECT

60 CAPITAL OUTLAY

30541 60620 - BUILDINGS

CONSTRUCT PUBLIC WORKS BUILDING

VENDOR	QUANTITY	UNIT COST	2022 MGR REVIEW
	1.00	452,604.00	452,604.00 *
			452,604.00

TOTAL 60620 BUILDINGS

452,604.00

TOTAL 60 CAPITAL OUTLAY

452,604.00

TOTAL 30541 ROAD & ST CAPITAL PROJECT

452,604.00

808jmich | NEXT YEAR / CURRENT YEAR BUDGET ANALYSIS
 PROJECTION: FY2022 BUDGET

ACCOUNTS FOR:		2020	2021	2022	CHANGE	
			REVISED		FM	
LIB CAPITAL PROJECTS FUND		ACTUAL	BUD	PROPOSED	FY2021	
30571	LIBRARY CAPITAL PROJECTS					
60630	IMPROVEMENTS	0	0	0	0	0%
60640	EQUIPMENT PURCHASES	0	9,650	2,900	-6,750	-70%
	CAPITAL OUTLAY	0	9,650	2,900	-6,750	-70%
	LIBRARY CAPITAL PROJEC	0	9,650	2,900	-6,750	-70%

07/12/2021 14:31 | CITY OF FRUITLAND PARK
 808jmich | NEXT YEAR / CURRENT YEAR BUDGET ANALYSIS

| P 42
 | bgnyrpts

PROJECTION: 2022 FY2022

FOR PERIOD 99

ACCOUNTS FOR:

300 CAPITAL PROJECTS FUND	2020 ACTUAL	2021 ORIG BUD	2021 REVISED BUD	2021 ACTUAL	2021 PROJECTION	2022 MGR REVIEW	PCT CHANGE
<u>30571 LIBRARY CAPITAL PROJECTS</u>							
<u>60 CAPITAL OUTLAY</u>							
60640 EQUIPMENT PURCHA	.00	9,650.00	9,650.00	.00	.00	2,900.00	-69.9%
60 CAPITAL OUTLAY	.00	9,650.00	9,650.00	.00	.00	2,900.00	-69.9%
30571 LIBRARY CAPITAL	.00	9,650.00	9,650.00	.00	.00	2,900.00	-69.9%

PROJECTION: 2022 FY2022

ACCOUNTS FOR:

300 CAPITAL PROJECTS FUND

VENDOR QUANTITY UNIT COST 2022 MGR REVIEW

30571 LIBRARY CAPITAL PROJECTS

60 CAPITAL OUTLAY

30571 60640 - EQUIPMENT PURCHASES

HISTORICAL MARKER FOR WINDMILL

1.00

1,900.00

2,900.00 *

1,900.00

HISTORICAL PLAQUE FOR WINDMILL
 AND LIBRARY SIGN FOR ROSE AND
 FOUNTAIN STREET CORNER

1.00

1,000.00

1,000.00

TOTAL 60640 EQUIPMENT PURCHASES

2,900.00

TOTAL 60 CAPITAL OUTLAY

2,900.00

TOTAL 30571 LIBRARY CAPITAL PROJECTS

2,900.00

808jmich | NEXT YEAR / CURRENT YEAR BUDGET ANALYSIS
 PROJECTION: FY2022 BUDGET

ACCOUNTS FOR:	2019	2020	2021	CHANGE	
		REVISED		FM	
RECREATION CAP PROJECTS	ACTUAL	BUD	PROPOSED	FY2021	
30572 RECREATION CAP PROJECTS					
60632 SOCCER FIELD	0	0	12,500	12,500	100%
60634 VETERANS PARK	0	0	0	0	0%
60640 EQUIPMENT	0	0	0	0	0%
CAPITAL OUTLAY	0	0	12,500	12,500	100%
RECREATION CAP PROJECT	0	0	12,500	12,500	100%

07/12/2021 14:31 | CITY OF FRUITLAND PARK
 808jmich | NEXT YEAR / CURRENT YEAR BUDGET ANALYSIS

| P 43
 | bgnyrpts

PROJECTION: 2022 FY2022

FOR PERIOD 99

ACCOUNTS FOR:

300 CAPITAL PROJECTS FUND	2020 ACTUAL	2021 ORIG BUD	2021 REVISED BUD	2021 ACTUAL	2021 PROJECTION	2022 MGR REVIEW	PCT CHANGE
<u>30572 RECREATION CAP PROJECTS</u>							
<u>60 CAPITAL OUTLAY</u>							
60632 SOCCER FIELD	.00	.00	.00	.00	.00	12,500.00	.0%
60 CAPITAL OUTLAY	.00	.00	.00	.00	.00	12,500.00	.0%
30572 RECREATION CAP P	.00	.00	.00	.00	.00	12,500.00	.0%

PROJECTION: 2022 FY2022

ACCOUNTS FOR:

300 CAPITAL PROJECTS FUND

VENDOR QUANTITY UNIT COST 2022 MGR REVIEW

30572 RECREATION CAP PROJECTS

60 CAPITAL OUTLAY

30572 60632 - SOCCER/FOOTBALL FIELD

1.00

12,500.00

12,500.00 *

12,500.00

SOCCER FIELD

TOTAL 60632 SOCCER FIELD

12,500.00

TOTAL 60 CAPITAL OUTLAY

12,500.00

TOTAL 30572 RECREATION CAP PROJECTS

12,500.00

808jmich | NEXT YEAR / CURRENT YEAR BUDGET ANALYSIS
 PROJECTION: FY2022 BUDGET

ACCOUNTS FOR:	2020	2021	2021	CHANGE	
		REVISED	PROPOSED	FM	
INTERFUND TRANSFER CIP	ACTUAL	BUD		FY2021	
30581 INTERFUND TRANSFER					
90914 TRANSFER TO UT	358,527	358,528	358,528	0	0%
90916 TRANSFER TO GF	0	0	0	0	0%
90920 TRANSFER TO RESERV	0	0	0	0	0%
	<u>358,527</u>	<u>358,528</u>	<u>358,528</u>	<u>0</u>	<u>0%</u>
INTERFUND TRANSFER FM CIP	358,527	358,528	358,528	0	0%

FDOT LOAN \$14,187

BB&T LOAN SEWER LINES \$344,341

PROJECTION: 2022 FY2022

FOR PERIOD 99

ACCOUNTS FOR:

300 CAPITAL PROJECTS FUND	2020 ACTUAL	2021 ORIG BUD	2021 REVISED BUD	2021 ACTUAL	2021 PROJECTION	2022 MGR REVIEW	PCT CHANGE
<u>30581 INTERFUND TRANSFERS</u>							
<u>90 NON-OPERATING</u>							
90914 XFER TO UTILITY	358,527.88	358,527.88	358,527.88	344,340.88	130,687.00	358,528.00	.0%
90 NON-OPERATING	358,527.88	358,527.88	358,527.88	344,340.88	130,687.00	358,528.00	.0%
30581 INTERFUND TRANSF	358,527.88	358,527.88	358,527.88	344,340.88	130,687.00	358,528.00	.0%
TOTAL 300 CAPITAL PROJECTS F	-411,661.07	-.12	-.12	-283,194.81	-1,210,388.00	.00	-100.0%

PROJECTION: 2022 FY2022

ACCOUNTS FOR:

300 CAPITAL PROJECTS FUND

30581 INTERFUND TRANSFERS

90 NON-OPERATING

30581 90914 - XFER TO UTILITY

FDOT LOAN (9 OF 30 PMTS)
 40001-38300

SEWER LOAN FOR SEWER LINES
 (12TH & 13TH OF 20 PMTS)
 DEC & JUN = \$172,170
 REVENUE = 40301-38300

VENDOR	QUANTITY	UNIT COST	2022 MGR REVIEW
--------	----------	-----------	-----------------

	1.00	14,187.00	358,528.00 *
			14,187.00

	2.00	172,170.50	344,341.00
--	------	------------	------------

TOTAL 90914 XFER TO UTILITY

358,528.00

TOTAL 90 NON-OPERATING

358,528.00

TOTAL 30581 INTERFUND TRANSFERS

358,528.00

TOTAL 300 CAPITAL PROJECTS FUND

.00

|CITY OF FRUITLAND PARK
 808jmich |NEXT YEAR / CURRENT YEAR BUDGET ANALYSIS
 PROJECTION: FY2022 BUDGET

ACCOUNTS FOR:	2020	2021	2022	CHANGE	
		REVISED	DEPT	FM	
UTILITY REVENUES	ACTUAL	BUD	REQUEST	FY2021	
40001 WATER UTILITY REVENUES					
BULK WATER SALES	-53,632	-61,805	-94,787	-32,982	53%
SALE OF WATER	-928,917	-1,024,631	-1,281,648	-257,017	25%
INSTALLATION OF METERS	-70,075	-56,293	-51,481	4,812	-9%
BACKFLOW INSTALLATION	-10,086	-7,928	-7,238	690	-9%
WATER LINE INSTALLATIO	-1,236	0	-412	-412	100%
OTHER REVENUES	-48,653	-59,080	-62,168	-3,088	5%
CHARGES FOR SERVICES	-1,112,599	-1,209,737	-1,497,734	-287,997	24%
INTEREST EARNED	-5,783	-10,182	-3,792	6,390	-63%
WATER IMPACT FEE	-117,422	-137,000	-63,563	73,437	-54%
SALE OF SURPLUS	-1,551	0	-517	-517	100%
MISC. REVENUE	-124,756	-147,182	-67,872	79,310	-54%
OVER/SHORT REGISTER	6	0	-2	-2	0%
XFER IN RETAINED EARNING	0	0	0	0	0%
XFER IN GEN FUND	0	0	0	0	0%
XFER IN REDEVELOPMENT	0	0	0	0	0%
XFER IN CAPITAL PROJEC	-14,187	-14,186	-14,186	0	0%
DEVELOPER CONTRIBUTION	-37,208	0	0	0	0%
NON REVENUES	-51,389	-14,186	-14,188	-2	0%
WATER UTILITY REVENUES	-1,288,744	-1,371,105	-1,579,794	-208,689	15%
40301 SEWER UTILTIY REVENUES					
GRANT SEWER/WW EPA	0	0	0		
INTERGOVERN. REVENUE	0	0	0	0	0%
WATER LINE INSTALLATIO	0	0	0	0	0%
OTHER REVENUES	0	0	0	0	0%
SEWER DECOMMISSION	0	-233	-550	-317	136%
SEWER UTILITY REVENUE	-251,805	-296,025	-376,803	-80,778	27%
ELECTRIC CONNECTION SE	0	-600	-600	0	0%
CHARGES FOR SERVICES	-251,805	-296,858	-377,953	-81,095	27%
SEWER IMPACT FEE	-147,888	-137,370	-137,370	0	0%
MISC. REVENUE	-147,888	-137,370	-137,370	0	0%

XFER IN IMPACT FEES	0	-137,669	-137,669	0	0%
XFER IN GEN FUND	-240,000	-240,000	0	240,000	-100%
XFER IN CAPITAL PROJEC	-344,341	-344,341	-344,341	0	0%
NON REVENUES	-584,341	-722,010	-482,010	240,000	-33%

SEWER UTILTIY REVENUES	-984,034	-1,156,238	-997,333	158,905	-14%
-------------------------------	-----------------	-------------------	-----------------	----------------	-------------

TOTAL UTILITY FUND	-2,272,778	-2,527,343	-2,577,127	-49,784	2%
---------------------------	-------------------	-------------------	-------------------	----------------	-----------

1,352,336
1,224,791
2,577,128
1

PROJECTION: 2022 FY2022

FOR PERIOD 99

ACCOUNTS FOR:

400 UTILITY FUND	2020 ACTUAL	2021 ORIG BUD	2021 REVISED BUD	2021 ACTUAL	2021 PROJECTION	2022 MGR REVIEW	PCT CHANGE
<u>40001 WATER UTILITY REVENUES</u>							
<u>34 CHARGES FOR SERVICES</u>							
34321 BULK WATER SALES	-53,632.05	-61,805.00	-61,805.00	-66,130.24	-50,239.00	-94,787.00	53.4%
34331 SALE OF WATER	-928,917.14	-1,024,631.00	-1,024,631.00	-826,156.87	-541,784.00	-1,281,648.00	25.1%
34332 INSTALLATION OF	-70,074.50	-56,293.00	-56,293.00	-22,200.00	-10,000.00	-51,481.00	-8.5%
34333 BACKFLOW INSTALL	-10,086.41	-7,928.00	-7,928.00	-3,041.64	-1,550.00	-7,238.00	-8.7%
34334 WATER LINE INSTA	-1,236.00	.00	.00	-1,201.00	-700.00	-412.00	.0%
34335 OTHER REVENUES	-48,653.01	-59,080.00	-59,080.00	-57,170.15	-57,000.00	-62,168.00	5.2%
34 CHARGES FOR SERVICE	-1,112,599.11	-1,209,737.00	-1,209,737.00	-975,899.90	-661,273.00	-1,497,734.00	23.8%
<u>36 MISC. REVENUE</u>							
36120 INTEREST EARNED	-5,783.36	-10,182.00	-10,182.00	-1,092.20	-4,450.00	-3,792.00	-62.8%
36320 WATER IMPACT FEE	-117,421.85	-137,000.00	-137,000.00	-38,743.33	-83,308.00	-63,563.00	-53.6%
36441 SALE OF SURPLUS	-1,550.84	.00	.00	.00	.00	-517.00	.0%
36 MISC. REVENUE	-124,756.05	-147,182.00	-147,182.00	-39,835.53	-87,758.00	-67,872.00	-53.9%
<u>38 NON REVENUES</u>							
38002 OVER/SHORT REGIS	6.00	.00	.00	10.00	.00	-2.00	.0%
38300 XFER IN CAPITAL	-14,187.00	-14,186.00	-14,186.00	.00	-14,186.00	-14,186.00	.0%
38940 DEVELOPER CONTRI	-37,208.00	.00	.00	.00	.00	.00	.0%
38 NON REVENUES	-51,389.00	-14,186.00	-14,186.00	10.00	-14,186.00	-14,188.00	.0%
40001 WATER UTILITY RE	-1,288,744.16	-1,371,105.00	-1,371,105.00	-1,015,725.43	-763,217.00	-1,579,794.00	15.2%

PROJECTION: 2022 FY2022

ACCOUNTS FOR:
 400 UTILITY FUND

40001 WATER UTILITY REVENUES

34 CHARGES FOR SERVICES

40001 34321 - BULK WATER SALES

150 GALS/DAY PER HOUSE = 5.6
 MIL GALS/YEAR
 @ \$1.34/1000 GAL

VENDOR QUANTITY UNIT COST 2022 MGR REVIEW

1.00 94,787.00 -94,787.00 *

-94,787.00

TOTAL 34321 BULK WATER SALES

40001 34331 - SALE OF WATER

AVG \$91,483/MTH WITH RATE
 INCREASE

1.00 1,281,648.00 -1,281,648.00 *

-94,787.00

-1,281,648.00

-1,281,648.00

TOTAL 34331 SALE OF WATER

40001 34332 - INSTALLATION OF METERS

\$600 EACH 3/4" METER

1.00 51,481.00 -51,481.00 *

-1,281,648.00

-51,481.00

-51,481.00

TOTAL 34332 INSTALLATION OF METERS

40001 34333 - BACKFLOW INSTALLATION

\$85 EACH

1.00 7,238.00 -7,238.00 *

-51,481.00

-7,238.00

-7,238.00

TOTAL 34333 BACKFLOW INSTALLATION

40001 34334 - LINE INSTALL/EXTENSION

1.00 412.00 -412.00 *

-7,238.00

-412.00

-412.00

TOTAL 34334 WATER LINE INSTALLATION

40001 34335 - OTHER REVENUES

TURN ON FEES, RECONNECT FEES,
 NSF FEES

1.00 62,168.00 -62,168.00 *

-412.00

-62,168.00

-62,168.00

PROJECTION: 2022 FY2022

ACCOUNTS FOR:
 400 UTILITY FUND

VENDOR	QUANTITY	UNIT COST	2022 MGR REVIEW
TOTAL 34335 OTHER REVENUES			-62,168.00
TOTAL 34 CHARGES FOR SERVICES			-1,497,734.00

36 MISC. REVENUE

40001 36120 - INTEREST EARNED	1.00	3,792.00	-3,792.00 *
-------------------------------	------	----------	-------------

TOTAL 36120 INTEREST EARNED			-3,792.00
40001 36320 - WATER IMPACT FEE	1.00	63,563.00	-63,563.00 *
RESIDENTIAL \$985			-63,563.00

TOTAL 36320 WATER IMPACT FEE			-63,563.00
40001 36441 - SALE OF SURPLUS EQUIPMENT	1.00	517.00	-517.00 *
			-517.00

TOTAL 36441 SALE OF SURPLUS EQUIPMENT			-517.00
TOTAL 36 MISC. REVENUE			-67,872.00

38 NON REVENUES

40001 38002 - OVER/SHORT REGISTER	1.00	2.00	-2.00 *
			-2.00

TOTAL 38002 OVER/SHORT REGISTER			-2.00
40001 38300 - XFER IN CAPITAL PROJECTS	1.00	14,186.00	-14,186.00 *
FDOT LOAN FROM CIP			-14,186.00

TOTAL 38300 XFER IN CAPITAL PROJECT			-14,186.00
TOTAL 38 NON REVENUES			-14,188.00
TOTAL 40001 WATER UTILITY REVENUES			-1,579,794.00

PROJECTION: 2022 FY2022

FOR PERIOD 99

ACCOUNTS FOR:

400 UTILITY FUND	2020 ACTUAL	2021 ORIG BUD	2021 REVISED BUD	2021 ACTUAL	2021 PROJECTION	2022 MGR REVIEW	PCT CHANGE
<u>40301 SEWER UTILTIY REVENUES</u>							
<u>33 INTERGOVERN. REVENUE</u>							
33436 LOAN SEWER/WW EP	.00	.00	-85,000.00	-85,000.00	.00	.00	-100.0%
33 INTERGOVERN. REVENU	.00	.00	-85,000.00	-85,000.00	.00	.00	-100.0%
<u>34 CHARGES FOR SERVICES</u>							
34334 WATER LINE INSTA	.00	.00	.00	-1,262.74	.00	.00	.0%
34335 OTHER REVENUES	.00	.00	.00	-5,532.00	.00	.00	.0%
34339 SEWER DECOMMISSI	.00	-233.00	-233.00	-1,300.00	-1,750.00	-550.00	136.1%
34351 SEWER UTILITY RE	-251,804.95	-296,025.00	-296,025.00	-230,357.35	-108,565.00	-376,803.00	27.3%
34352 ELECTRIC CONNECT	.00	-600.00	-600.00	-2,220.00	-600.00	-600.00	.0%
34 CHARGES FOR SERVICE	-251,804.95	-296,858.00	-296,858.00	-240,672.09	-110,915.00	-377,953.00	27.3%
<u>36 MISC. REVENUE</u>							
36321 SEWER IMPACT FEE	-147,888.00	-137,370.00	-137,370.00	-40,443.00	-137,370.00	-137,370.00	.0%
36 MISC. REVENUE	-147,888.00	-137,370.00	-137,370.00	-40,443.00	-137,370.00	-137,370.00	.0%
<u>38 NON REVENUES</u>							
38006 XFER IN IMPACT F	.00	-137,669.00	-137,669.00	.00	-137,669.00	-137,669.00	.0%
38100 XFER IN GENERAL	-240,000.00	-240,000.00	-240,000.00	-180,000.00	.00	.00	-100.0%
38300 XFER IN CAPITAL	-344,340.88	-344,340.88	-344,340.88	-344,340.88	-116,500.00	-344,340.88	.0%
38 NON REVENUES	-584,340.88	-722,009.88	-722,009.88	-524,340.88	-254,169.00	-482,009.88	-33.2%
40301 SEWER UTILTIY RE	-984,033.83	-1,156,237.88	-1,241,237.88	-890,455.97	-502,454.00	-997,332.88	-19.7%

PROJECTION: 2022 FY2022

ACCOUNTS FOR:
 400 UTILITY FUND

	VENDOR	QUANTITY	UNIT COST	2022 MGR REVIEW
<u>40301 SEWER UTILTIY REVENUES</u>				
<u>34 CHARGES FOR SERVICES</u>				
40301	34339 - SEWER DECOMMISSION	1.00	550.00	-550.00 *
				-550.00
TOTAL 34339 SEWER DECOMMISSION				
40301	34351 - SEWER UTILITY REVENUE	1.00	376,803.00	-376,803.00 *
	AVG SWR 22,000/MTH X 12 MTHS WITH SCHEDULES INCREASE			-376,803.00
TOTAL 34351 SEWER UTILITY REVENUE				
40301	34352 - ELECTRIC CONNECTION SEWER	1.00	600.00	-376,803.00 *
				-600.00 *
				-600.00
TOTAL 34352 ELECTRIC CONNECTION SEWER				
TOTAL 34 CHARGES FOR SERVICES				
				-600.00
				-377,953.00
<u>36 MISC. REVENUE</u>				
40301	36321 - SEWER IMPACT FEE	1.00	137,370.00	-137,370.00 *
	RESIDENTIAL \$3080			-137,370.00
TOTAL 36321 SEWER IMPACT FEE				
TOTAL 36 MISC. REVENUE				
				-137,370.00
				-137,370.00
<u>38 NON REVENUES</u>				
40301	38006 - XFER IN SWR IMPACT FEE FND BAL	2.00	68,834.50	-137,669.00 *
	2 PMTS WW TREATMENT PLANT LOAN EXPENSED IN 40535-70740, 70741, 70742 2 X 68,834.50 = \$137,669 PMT 32 & 33 OF 40			-137,669.00

07/12/2021 14:37 | CITY OF FRUITLAND PARK
808jmich | NEXT YEAR BUDGET DETAIL REPORT

| P 111
| bgnyrpts

PROJECTION: 2022 FY2022

ACCOUNTS FOR:
400 UTILITY FUND

	VENDOR	QUANTITY	UNIT COST	2022 MGR REVIEW
TOTAL 38006 XFER IN IMPACT FEES				-137,669.00
40301 38300 - XFER IN CAPITAL PROJECT				-344,340.88 *
2 PMTS FOR SEWER LINES LOAN 12,13 OF 20 PAYMENTS EXPENSED FM 30581-90914		2.00	172,170.44	-344,340.88
TOTAL 38300 XFER IN CAPITAL PROJECT				-344,340.88
TOTAL 38 NON REVENUES				-482,009.88
TOTAL 40301 SEWER UTILTIY REVENUES				-997,332.88

808jmich | NEXT YEAR / CURRENT YEAR BUDGET ANALYSIS
 PROJECTION: FY2022 BUDGET

ACCOUNTS FOR:		2020	2021	2022	CHANGE	
		ACTUAL	REVISED BUD	PROPOSE D	FM FY2021	
WATER UTILITY SERVICES						
40533	WATER UTILITY SERVICES					
10110	SALARY	94,642	91,802	95,680	3,878	4%
10111	BONUS	0	1,748	1,813	65	4%
10120	WAGES	193,106	231,514	250,290	18,776	8%
10121	BONUS	0	2,672	2,888	216	8%
10140	OVERTIME	9,443	13,000	13,000	0	0%
10210	FICA	21,855	28,216	30,070	1,854	7%
10220	RETIREMENT	69,320	25,091	27,433	2,342	9%
10230	HOSPITALIZATION	41,696	55,259	62,447	7,188	13%
10233	LIFE INSURANCE	830	756	756	0	0%
10236	DENTAL INSURANCE	1,298	1,566	1,771	205	13%
10240	WORKERS COMPENSATION	13,080	11,826	11,879	53	0%
	PERSONAL SERVICES	445,270	463,449	498,027	34,578	7%
30311	ENGINEERING FEES	0	2,500	5,000	2,500	100%
30315	CONSUMPTIVE USE PERMIT	2,000	38,000	38,000	0	0%
30320	AUDIT FEES	6,000	7,575	5,125	-2,450	-32%
30340	CONTRACTUAL SERVICES	116,749	217,655	220,655	3,000	1%
30344	BANK FEES/SERVICE CHAR	171	7,000	7,020	20	0%
30400	TRAVEL/PER DIEM	0	500	500	0	0%
30410	COMMUNICATIONS	12,236	11,100	11,100	0	0%
30420	POSTAGE	11,209	11,314	11,314	0	0%
30430	ELECTRIC	49,964	54,000	54,000	0	0%
30440	RENTAL OF EQUIPMENT	0	2,000	2,000	0	0%
30450	INSURANCE	8,587	8,494	11,107	2,613	31%
30460	WTR SYS REPAIRS	11,241	30,681	30,681	0	0%
30462	VEHICLE REPAIRS/MAINT	2,101	6,000	6,000	0	0%
30463	EQUIPMENT REPAIRS/MAIN	487	6,000	6,000	0	0%
30464	FACILITIES REPAIRS/MAI	9,345	12,500	12,500	0	0%
30466	FIRE HYDRANT REPLACEME	0	7,500	7,500	0	0%
30470	PRINTING & COPYING	1,757	500	500	0	0%
30480	ADVERTISING	0	1,000	1,000	0	0%
30510	OFFICE SUPPLIES	699	1,000	1,000	0	0%
30520	SUPPLIES	74,778	150,000	153,639	3,639	2%
30521	UNIFORMS	1,699	3,375	3,375	0	0%
30522	FUEL	7,587	10,500	23,000	12,500	119%
30542	TRAINING & EDUCATION	990	2,000	2,000	0	0%
30544	MEMBERSHIPS	1,057	2,500	2,500	0	0%
	OPERATING EXPENSES	318,656	593,693	615,515	21,822	4%

808jmich | NEXT YEAR / CURRENT YEAR BUDGET ANALYSIS
 PROJECTION: FY2022 BUDGET

ACCOUNTS FOR:		2020	2021	2022	CHANGE	
			REVISED	PROPOSE	FM	
WATER UTILITY SERVICES		ACTUAL	BUD	D	FY2021	
60640	EQUIPMENT PURCHASES	666	4,500	65,000	60,500	1344%
60655	SYSTEM IMPROVEMENTS	0	0	0	0	0%
CAPITAL OUTLAY		666	4,500	65,000	0	1344%
70743	FDOT HWY CONSTRUCTION	14,187	14,187	14,187	0	0%
DEBT SERVICE		14,187	14,187	14,187	0	0%
90919	TRANSFER TO RETAINED EARNINGS			0		
90940	CONTINGENCY FUND	0	10,000	17,455	7,455	75%
90991	BAD DEBT EXPENSE	0	750	750	0	0%
90993	DEPRECIATION	259,521	141,402	141,402	0	0%
NON-OPERATING		259,521	152,152	159,607	7,455	5%
WATER UTILITY SERVICES		1,038,300	1,227,981	1,352,336	124,355	10%

07/12/2021 14:31
808jmich

CITY OF FRUITLAND PARK
NEXT YEAR / CURRENT YEAR BUDGET ANALYSIS

P 47
bgnyrpts

PROJECTION: 2022 FY2022

FOR PERIOD 99

ACCOUNTS FOR:

	2020 ACTUAL	2021 ORIG BUD	2021 REVISED BUD	2021 ACTUAL	2021 PROJECTION	2022 MGR REVIEW	PCT CHANGE
400 UTILITY FUND							
<hr/>							
40533 WATER UTILITY SERVICES							
<hr/>							
10 PERSONAL SERVICES							
10110 SALARY	94,641.56	91,802.00	91,802.00	71,362.76	84,978.44	95,680.00	4.2%
10111 BONUS	.00	1,748.00	1,748.00	1,043.04	1,961.00	1,813.00	3.7%
10120 WAGES	193,106.00	231,514.00	231,514.00	159,812.87	156,754.50	250,290.00	8.1%
10121 BONUS	.00	2,672.00	2,672.00	1,769.11	2,395.00	2,888.00	8.1%
10140 OVERTIME	9,443.39	13,000.00	13,000.00	5,942.56	13,000.00	13,000.00	.0%
10151 HOLIDAY PAY	.00	.00	.00	907.20	.00	.00	.0%
10210 FICA	21,855.20	28,216.00	28,216.00	17,800.38	16,585.00	30,070.00	6.6%
10220 RETIREMENT	69,319.80	25,091.00	25,091.00	15,969.81	11,859.00	27,433.00	9.3%
10230 HEALTH INSURANCE	41,695.66	55,258.56	55,258.56	16,446.71	46,987.20	62,447.00	13.0%
10233 LIFE INSURANCE	830.44	756.00	756.00	464.52	756.00	756.00	.0%
10236 DENTAL INSURANCE	1,297.65	1,565.76	1,565.76	559.20	2,002.32	1,771.00	13.1%
10240 WORKERS COMPENSA	13,080.03	11,826.00	11,826.00	11,013.88	6,563.00	11,879.00	.4%
10 PERSONAL SERVICES	445,269.73	463,449.32	463,449.32	303,092.04	343,841.46	498,027.00	7.5%
<hr/>							
30 OPERATING EXPENSES							
30311 ENGINEERING FEES	.00	2,500.00	2,500.00	580.00	2,500.00	5,000.00	100.0%
30315 CONSUMPTIVE USE	2,000.00	38,000.00	38,000.00	6,245.00	38,000.00	38,000.00	.0%
30320 AUDIT FEES	6,000.00	7,575.00	7,575.00	4,875.00	8,750.00	5,125.00	-32.3%
30340 CONTRACTUAL SERV	116,748.97	217,654.50	217,654.50	97,199.62	79,491.00	220,654.50	1.4%
30344 BANK FEES/SERVIC	170.56	7,000.00	7,000.00	2,133.72	.00	7,020.00	.3%
30400 TRAVEL/PER DIEM	.00	500.00	500.00	.00	500.00	500.00	.0%

PROJECTION: 2022 FY2022

FOR PERIOD 99

ACCOUNTS FOR:

400 UTILITY FUND	2020 ACTUAL	2021 ORIG BUD	2021 REVISED BUD	2021 ACTUAL	2021 PROJECTION	2022 MGR REVIEW	PCT CHANGE
30410 COMMUNICATIONS	12,235.87	11,100.00	11,100.00	5,465.92	11,100.00	11,100.00	.0%
30420 POSTAGE	11,209.19	11,314.00	11,314.00	8,432.90	11,314.00	11,314.00	.0%
30430 ELECTRIC	49,963.57	54,000.00	54,000.00	36,273.47	54,000.00	54,000.00	.0%
30440 RENTAL OF EQUIPM	.00	2,000.00	2,000.00	.00	2,000.00	2,000.00	.0%
30450 INSURANCE	8,587.16	8,493.89	8,493.89	8,834.56	12,000.00	11,107.00	30.8%
30460 REPAIRS	11,240.50	30,681.00	30,681.00	1,330.00	30,681.00	30,681.00	.0%
30462 VEHICLE REPAIRS/	2,101.16	6,000.00	6,000.00	1,009.91	4,500.00	6,000.00	.0%
30463 EQUIPMENT REPAIR	487.19	6,000.00	6,000.00	1,374.18	6,000.00	6,000.00	.0%
30464 FACILITIES REPAI	9,345.26	12,500.00	12,500.00	739.84	12,500.00	12,500.00	.0%
30466 FIRE HYDRANT REP	.00	7,500.00	7,500.00	.00	7,500.00	7,500.00	.0%
30470 PRINTING & COPYI	1,756.95	500.00	500.00	.00	500.00	500.00	.0%
30480 ADVERTISING	.00	1,000.00	1,000.00	1,600.00	1,000.00	1,000.00	.0%
30510 OFFICE SUPPLIES	699.29	1,000.00	1,000.00	363.15	1,000.00	1,000.00	.0%
30520 SUPPLIES	74,778.02	150,000.00	150,000.00	19,020.90	30,000.00	153,639.00	2.4%
30521 UNIFORMS	1,698.98	3,374.76	3,374.76	1,842.33	3,374.76	3,374.76	.0%
30522 FUEL	7,586.70	10,500.00	10,500.00	6,034.02	8,000.00	23,000.00	119.0%
30542 TRAINING & EDUCA	990.00	2,000.00	2,000.00	119.00	2,000.00	2,000.00	.0%
30544 MEMBERSHIPS	1,057.00	2,500.00	2,500.00	954.00	2,500.00	2,500.00	.0%
30 OPERATING EXPENSES	318,656.37	593,693.15	593,693.15	204,427.52	329,210.76	615,515.26	3.7%
<hr/>							
60 CAPITAL OUTLAY							
60640 EQUIPMENT PURCHA	666.30	4,500.00	4,500.00	.00	9,000.00	65,000.00	1344.4%
60 CAPITAL OUTLAY	666.30	4,500.00	4,500.00	.00	9,000.00	65,000.00	1344.4%
<hr/>							
70 DEBT SERVICE							

PROJECTION: 2022 FY2022

FOR PERIOD 99

ACCOUNTS FOR:

	2020 ACTUAL	2021 ORIG BUD	2021 REVISED BUD	2021 ACTUAL	2021 PROJECTION	2022 MGR REVIEW	PCT CHANGE
400 UTILITY FUND							
70743 FDOT HWY CONSTRU	.02	14,187.00	14,187.00	.00	14,187.00	14,187.00	.0%
70 DEBT SERVICE	.02	14,187.00	14,187.00	.00	14,187.00	14,187.00	.0%
<hr/>							
90 NON-OPERATING							
90940 CONTINGENCY FUND	.00	10,000.00	10,000.00	.00	60,717.26	17,455.00	74.6%
90991 BAD DEBT EXPENSE	.00	750.00	750.00	.00	750.00	750.00	.0%
90993 DEPRECIATION EXP	259,521.00	141,402.00	141,402.00	.00	141,402.00	141,402.00	.0%
90 NON-OPERATING	259,521.00	152,152.00	152,152.00	.00	202,869.26	159,607.00	4.9%
40533 WATER UTILITY SE	1,024,113.42	1,227,981.47	1,227,981.47	507,519.56	899,108.48	1,352,336.26	10.1%

PROJECTION: 2022 FY2022

ACCOUNTS FOR:
 400 UTILITY FUND

40533 WATER UTILITY SERVICES

10 PERSONAL SERVICES

40533 10110 - SALARY

1/2 PW DIRECTOR (RD)

50% MANAGER (GL)

TOTAL 10110 SALARY

40533 10111 - BONUS

X-MAS BONUS CM & PW DIRECTOR
 50%
 3 8 HOUR DAYS X .50

TOTAL 10111 BONUS

40533 10120 - WAGES

1 - ASST PW DIRECTOR (TRIBBLE)
 \$25.75/HR X 2080 HOURS

2 - SERVICE WORKER (RWILLIS)
 \$19.06/HR X 2080 HOURS

3 - SRV WORKER (TLUTTFRING)
 \$20.60/HR X 2080 HOURS

4 - MECHANIC (DCONGER)
 \$19.06/HR X 2080 HOURS

5- FIN CLERK II (RELKIN)
 \$18.42/HR X 2080 HOURS

6-FIN FIN CLERK I (MMARDY)
 \$15.45/HR X 2080 HOURS

WAGE INCREASE \$2,00

VENDOR	QUANTITY	UNIT COST	2022 MGR REVIEW
--------	----------	-----------	-----------------

	1.00	34,225.00	95,680.00 *
			34,225.00

	1.00	61,455.00	61,455.00
--	------	-----------	-----------

			95,680.00
	1.00	1,813.00	1,813.00 *
			1,813.00

			1,813.00
	1.00	53,560.00	250,290.00 *
			53,560.00

	1.00	39,634.00	39,634.00
--	------	-----------	-----------

	1.00	42,848.00	42,848.00
--	------	-----------	-----------

	1.00	39,634.00	39,634.00
--	------	-----------	-----------

	1.00	38,318.00	38,318.00
--	------	-----------	-----------

	1.00	32,136.00	32,136.00
--	------	-----------	-----------

	1.00	4,160.00	4,160.00
--	------	----------	----------

PROJECTION: 2022 FY2022

ACCOUNTS FOR:
 400 UTILITY FUND

	VENDOR	QUANTITY	UNIT COST	2022	MGR REVIEW
TOTAL 10120 WAGES					250,290.00
40533 10121 - BONUS		1.00	2,888.00		2,888.00 *
X-MAS BONUS 3 X 8 HOUR DAY					
TOTAL 10121 BONUS					2,888.00
40533 10140 - OVERTIME		1.00	13,000.00		13,000.00 *
OVERTIME					
TOTAL 10140 OVERTIME					13,000.00
40533 10210 - FICA		1.00	30,070.00		30,070.00 *
WAGES X .0765					
TOTAL 10210 FICA					30,070.00
40533 10220 - RETIREMENT		1.00	27,433.00		27,433.00 *
WAGES X .05 ICMA WAGES X .10 FRS					
TOTAL 10220 RETIREMENT					27,433.00
40533 10230 - HEALTH INSURANCE		7.00	8,921.00		62,447.00 *
7 FT \$743.39/MTH X 12 = \$8921/YR					
TOTAL 10230 HEALTH INSURANCE					62,447.00
40533 10233 - LIFE INSURANCE		7.00	108.00		756.00 *
7 FT \$9.00/MTH X 12 = \$108/YR					
TOTAL 10233 LIFE INSURANCE					756.00
40533 10236 - DENTAL INSURANCE		7.00	253.00		1,771.00 *
7 FT @ \$21.06/MTH X 12 = \$253/YR					

PROJECTION: 2022 FY2022

ACCOUNTS FOR:
 400 UTILITY FUND

VENDOR	QUANTITY	UNIT COST	2022 MGR REVIEW
TOTAL 10236 DENTAL INSURANCE			1,771.00
40533 10240 - WORKERS COMPENSATION	1.00	11,879.00	11,879.00 *
WAGES X RISK CODE			11,879.00
TOTAL 10240 WORKERS COMPENSATION			11,879.00
TOTAL 10 PERSONAL SERVICES			498,027.00
<hr/>			
30 OPERATING EXPENSES			
40533 30311 - ENGINEERING FEES	1.00	5,000.00	5,000.00 *
ISC ENGINEERING			5,000.00
TOTAL 30311 ENGINEERING FEES			5,000.00
40533 30315 - CONSUMPTIVE USE PERMIT CUP	1.00	38,000.00	38,000.00 *
CONSUMPTIVE USE PERMIT (CUP) CAPITALIZED			38,000.00
TOTAL 30315 CONSUMPTIVE USE PERMIT			38,000.00
40533 30320 - AUDIT FEES	.25	20,500.00	5,125.00 *
25% AUDIT EXPENSE (\$25,500) CAFR			5,125.00
TOTAL 30320 AUDIT FEES			5,125.00
40533 30340 - CONTRACTUAL SERVICES	4.00	60.00	220,654.50 *
ANNUAL NITRITE/NITRATE TEST, 4 WELLS	12.00	240.00	2,880.00
BACTERIOLOGICAL TEST	12.00	50.00	600.00
SUNSHINE ON CALL MTHLY LINE LOCATES	4.00	250.00	1,000.00
TTHM/HAA5'S	4.00	300.00	1,200.00
PRIMARY INORGANICS	2.00	900.00	1,800.00
SOC-PCB/PESTICIDES	4.00	230.00	920.00

07/12/2021 14:37
808jmich

|CITY OF FRUITLAND PARK
|NEXT YEAR BUDGET DETAIL REPORT

|P 115
|bgnyrpts

PROJECTION: 2022 FY2022

ACCOUNTS FOR:
400 UTILITY FUND

	VENDOR	QUANTITY	UNIT COST	2022 MGR	REVIEW
SECONDARY CONTAMINENTS					
VOLATILE ORGANICS		4.00	160.00		640.00
SPECIAL TESTING & SAMPLING		1.00	1,000.00		1,000.00
WATER TOWER MAINTENANCE CONTRACT AND GROUND STORAGE TANK		1.00	31,736.00		31,736.00
OUTSOURCE PRINTING, RETURN ENVELOPES & UTILITY BILLS		12.00	510.00		6,120.00
MUNIS ASP (APPLICATION SERVICE PROVIDER) ANNUAL RECURRING COST (CIS UT, ONLINE PMTS, METER READ, ACCTS RX) 1/2 A(CCTG, GL, BUDGET, AP, POS, PAYROLL)		1.00	41,143.50		41,143.50
FDEP ANNUAL OPERATING LICENSE		1.00	175.00		175.00
WELLS ALARM MONITORING		1.00	17,500.00		17,500.00
FIRE HYDRANT MAINT & FLOW TESTING - DEP REQUIREMENT		1.00	1,200.00		1,200.00
WEBSITE HOSTING, MAINT, SUPPORT		1.00	7,000.00		7,000.00
MAINTENANCE - GENERATORS AT WELL #7 & WASTE WATER PLANT		1.00	4,500.00		4,500.00
SCADA MAINTENANCE AT WELL #7		1.00	11,000.00		11,000.00
SERVICE NEW GENERATORS ADDTL GENERATORS		1.00	7,000.00		7,000.00
PH AND CHLORINE ANALYZER MAINTENANCE CONTRACT		52.00	1,500.00		78,000.00
WATER TESTING - A.T. ENVIRONMENTAL 6 DAYS WEEK @ \$250/DAY = \$1500/WEEK		1.00	3,000.00		3,000.00
IMPLEMENTATION OF TYLER FORMS MODULE FOR UTILITY BILLING					

PROJECTION: 2022 FY2022

ACCOUNTS FOR:
 400 UTILITY FUND

	VENDOR	QUANTITY	UNIT COST	2022 MGR REVIEW
TOTAL 30340 CONTRACTUAL SERVICES				220,654.50
40533 30344 - BANK FEES/SERVICE CHARGES				7,020.00 *
CREDIT CARD & BANK FEES		12.00	585.00	7,020.00
TOTAL 30344 BANK FEES/SERVICE CHARGES				7,020.00
40533 30400 - TRAVEL/PER DIEM				500.00 *
WATER LISCENSE TRAINING		1.00	500.00	500.00
CEU'S-WATER & DISTRIBUTION				
LICENSES				
DISTRIBUTION LICENSE EXAM				
DISTRIBUTION LICENSE TNG				
COURSES				
WATER OPERATIONS COURSE				
TOTAL 30400 TRAVEL/PER DIEM				500.00
40533 30410 - COMMUNICATIONS				11,100.00 *
VERIZON - PHONES/TABLETS		12.00	200.00	2,400.00
SUMMIT- PUMP HOUSE WELL		12.00	155.00	1,860.00
COMMUNIATION				
AT&T - WELL COMMUNICATION		12.00	190.00	2,280.00
SUMMIT PHONES/INTERNET/CABLE		12.00	380.00	4,560.00
TOTAL 30410 COMMUNICATIONS				11,100.00
40533 30420 - POSTAGE				11,314.00 *
CONSUMER CONFIDENCE REPORT		1.00	850.00	850.00
(CCR)				
UTILITY BILL MAILING		12.00	872.00	10,464.00
TOTAL 30420 POSTAGE				11,314.00
40533 30430 - ELECTRIC				54,000.00 *
ALL WELLS (6) & 201 BERCKMAN -		12.00	4,500.00	54,000.00
WATER PLANT				

PROJECTION: 2022 FY2022

ACCOUNTS FOR:
 400 UTILITY FUND

	VENDOR	QUANTITY	UNIT COST	2022 MGR REVIEW
TOTAL 30430 ELECTRIC				54,000.00
40533 30440 - RENTAL OF EQUIPMENT		1.00	2,000.00	2,000.00 *
TRENCHER, COMPRESSOR, LIGHT TOWER				
TOTAL 30440 RENTAL OF EQUIPMENT				2,000.00
40533 30450 - INSURANCE		1.00	11,107.00	11,107.00 *
LIABILITY/PROPERTY/PUBLIC OFFICIALS & AUTOS				
TOTAL 30450 INSURANCE				11,107.00
40533 30460 - WATER SYSTEM REPAIR & MAINT		1.00	25,681.00	30,681.00 *
WATER MAIN BREAKS CHLORINATORS-ANNUAL SERVICE				
		1.00	5,000.00	5,000.00
UPGRADE OLD 2" WATER MAINS TO 6"				
TOTAL 30460 REPAIRS				30,681.00
40533 30462 - VEHICLE REPAIRS/MAINT		1.00	6,000.00	6,000.00 *
202 2019 F-150, 205 2019 F250, 207 2016 F250, 222 2015 EXPLORER				
TOTAL 30462 VEHICLE REPAIRS/MAINT				6,000.00
40533 30463 - EQUIPMENT REPAIRS/MAINT		1.00	6,000.00	6,000.00 *
EQUIPMENT REPAIR/MAINT				
TOTAL 30463 EQUIPMENT REPAIRS/MAINT				6,000.00
40533 30464 - FACILITIES REPAIRS/MAINT		1.00	12,500.00	12,500.00 *
ALL WELL HOUSES				

PROJECTION: 2022 FY2022

ACCOUNTS FOR:
 400 UTILITY FUND

	VENDOR	QUANTITY	UNIT COST	2022 MGR REVIEW
TOTAL 30464 FACILITIES REPAIRS/MAINT				12,500.00
40533 30466 - FIRE HYDRANT REPLACEMENT		1.00	7,500.00	7,500.00 *
FIRE HYDRANT REPLACEMENT				
TOTAL 30466 FIRE HYDRANT REPLACEMENT				7,500.00
40533 30470 - PRINTING & COPYING		1.00	500.00	500.00 *
FINAL BILLS (ON SITE) CHECKS CONNECTION APP DISCONNECTION APP				
TOTAL 30470 PRINTING & COPYING				500.00
40533 30480 - ADVERTISING		1.00	1,000.00	1,000.00 *
CONSERVATION ADVERTISING ON LAKE FRONT TV PARTNER WITH WORKING GROUP OF LAKE COUNTY				
TOTAL 30480 ADVERTISING				1,000.00
40533 30510 - OFFICE SUPPLIES		1.00	1,000.00	1,000.00 *
WORK ORDER PAPER/DATA BINDERS				
TOTAL 30510 OFFICE SUPPLIES				1,000.00
40533 30520 - SUPPLIES		1.00	5,000.00	153,639.00 *
CLAMPS, PIPE, VALVES, BOXES, FITTINGS				
		75.00	120.00	9,000.00
CHLORINE CYLINDERS - WATER PLANTS				
		250.00	252.00	63,000.00
3/4" METERS				
		50.00	336.00	16,800.00
1" METERS				
		12.00	500.00	6,000.00
2" METERS				
		1.00	20,000.00	20,000.00
METER RELATED INSTALLATION MATERIALS				
		1.00	3,000.00	3,000.00
MISC MATERIALS, LOCATE FLAGS &				

PROJECTION: 2022 FY2022

ACCOUNTS FOR:
 400 UTILITY FUND

	VENDOR	QUANTITY	UNIT COST	2022 MGR REVIEW
PAINT, ETC		1.00	750.00	750.00
TRUCK MOUNTED REFUEL TANK & PUMP (100 GAL)		1.00	20,000.00	20,000.00
CHLORINE FOR WELLS, WATER MAIN REPAIRS		1.00	10,089.00	10,089.00
TOTAL 30520 SUPPLIES				153,639.00
40533 30521 - UNIFORMS		52.00	52.88	3,374.76 *
UNIFORMS (6 EMPLOYEES)		5.00	125.00	2,749.76
BOOTS (5 EMPLOYEES)				625.00
TOTAL 30521 UNIFORMS				3,374.76
40533 30522 - FUEL		1.00	23,000.00	23,000.00 *
VEH 207, 222, 202, 200, WATER PLANT GENERATOR, WELL 5 GENERATOR				23,000.00
TOTAL 30522 FUEL				23,000.00
40533 30542 - TRAINING & EDUCATION		1.00	2,000.00	2,000.00 *
CONTINUING EDUCATION - WATER LICENSE & DISTRIBUTION				2,000.00
TOTAL 30542 TRAINING & EDUCATION				2,000.00
40533 30544 - MEMBERSHIPS		1.00	900.00	2,500.00 *
AMERICAN WATER WORKS ASSOCIATION (AWWA)		1.00	400.00	900.00
FLORIDA RURAL WATER ASSOCIATION (FRWA)		1.00	400.00	400.00
WATER ENVIRONMENT ASSOC		1.00	200.00	200.00
AMERICAN PUBLIC WORKS ASSOCIATION (APWA)		1.00	500.00	500.00
ADDTL		1.00	500.00	500.00

PROJECTION: 2022 FY2022

ACCOUNTS FOR:
 400 UTILITY FUND

	VENDOR	QUANTITY	UNIT COST	2022 MGR REVIEW
TOTAL 30544 MEMBERSHIPS				2,500.00
TOTAL 30 OPERATING EXPENSES				615,515.26
<u>60 CAPITAL OUTLAY</u>				
40533 60640 - EQUIPMENT PURCHASES				65,000.00 *
		1.00	65,000.00	65,000.00
	KUBOTA TRACTOR W DETACHABLE BACKHOE			
TOTAL 60640 EQUIPMENT PURCHASES				65,000.00
TOTAL 60 CAPITAL OUTLAY				65,000.00
<u>70 DEBT SERVICE</u>				
40533 70743 - FDOT HWY CONSTRUCTION LOAN				14,187.00 *
		1.00	14,187.00	14,187.00
	PAYMENT 9 OF 30 PMTS Sep 2014 - 2042			
TOTAL 70743 FDOT HWY CONSTRUCTION LOAN				14,187.00
TOTAL 70 DEBT SERVICE				14,187.00
<u>90 NON-OPERATING</u>				
40533 90940 - CONTINGENCY FUND				17,455.00 *
		1.00	17,455.00	17,455.00
	ADDITIONAL \$ FOR UNEXPECTED EXPENSES			
TOTAL 90940 CONTINGENCY FUND				17,455.00
40533 90991 - BAD DEBT EXPENSE				750.00 *
		1.00	750.00	750.00
	BAD DEBT EXPENSE			
TOTAL 90991 BAD DEBT EXPENSE				750.00
40533 90993 - DEPRECIATION EXPENSE				141,402.00 *
		1.00	141,402.00	141,402.00
	DEPRECIATION - AUDITORS			

07/12/2021 14:37 | CITY OF FRUITLAND PARK
808jmtch | NEXT YEAR BUDGET DETAIL REPORT

| P 121
| bgnrpts

PROJECTION: 2022 FY2022

ACCOUNTS FOR:
400 UTILITY FUND

VENDOR	QUANTITY	UNIT COST	2022 MGR REVIEW
TOTAL 90993 DEPRECIATION EXPENSE			141,402.00
TOTAL 90 NON-OPERATING			159,607.00
TOTAL 40533 WATER UTILITY SERVICES			1,352,336.26

808jmich | NEXT YEAR / CURRENT YEAR BUDGET ANALYSIS
 PROJECTION: FY2022 BUDGET

ACCOUNTS FOR:		2020	2021	2022	CHANGE	
			REVISED			
SEWER UTILITY SERVICES		ACTUAL	BUD	PROPOSED	FM FY2021	
40535	SEWER UTILITY SERVICES					
10120	WAGES	43,238	37,444	34,281	-3,163	-8%
10121	BONUS	0	432	396	-36	-8%
10140	OVERTIME	3,406	3,000	3,000	0	0%
10210	FICA	3,361	3,389	3,124	-265	-8%
10220	RETIREMENT	3,892	3,426	4,034	608	18%
10221	VACATION BENEFITS	-410	0	0	0	#DIV/0!
10230	HOSPITALIZATION	9,677	7,894	8,921	1,027	13%
10233	LIFE INSURANCE	248	108	108	0	0%
10236	DENTAL INSURANCE	255	224	253	29	13%
10240	WORKERS COMPENSATION	4,582	1,855	1,457	-398	-21%
	PERSONAL SERVICES	68,250	57,772	55,574	-2,198	-4%
30311	ENGINEERING FEES	0	1,000	5,000	4,000	400%
30320	AUDIT FEES	6,000	7,575	5,125	-2,450	-32%
30340	CONTRACTUAL SERVICES	40,986	27,000	35,000	8,000	30%
30344	BANK FEES	10	0	0		0%
30347	CONTRACTUAL LADY LAKE	309,943	315,996	315,996	0	0%
30400	TRAVEL/PER DIEM	0	500	500	0	0%
30410	COMMUNICATIONS	1,136	2,400	2,400	0	0%
30420	POSTAGE	0	50	50	0	0%
30430	ELECTRIC	22,479	24,000	27,600	3,600	15%
30431	WATER	1,886	1,992	2,160	168	8%
30440	RENTAL OF EQUIPMENT	0	1,500	1,500	0	0%
30450	INSURANCE	7,537	8,289	10,839	2,550	31%
30462	VEHICLE REPAIRS/MAINT	394	5,000	5,000	0	0%
30463	EQUIPMENT REPAIRS/MAIN	367	5,000	5,000	0	0%
30464	FACILITIES REPAIRS/MAI	1,399	2,000	5,000	3,000	150%
30467	SYSTEM REPAIRS	23,256	43,044	43,044	0	0%
30510	OFFICE SUPPLIES	0	1,000	1,000	0	0%
30520	SUPPLIES	1,538	9,000	9,000	0	0%
30521	UNIFORMS	1,533	2,000	2,000	0	0%
30522	FUEL	1,057	5,500	5,000	-500	-9%
30542	TRAINING & EDUCATION	0	2,200	3,200	1,000	45%
	OPERATING EXPENSES	419,521	465,046	484,414	19,368	4%
60640	EQUIPMENT PURCHASES	20,319	180,000	65,000	-115,000	-64%
60655	SYSTEM IMPROVEMENTS	-10,880	0	0	0	0%
	CAPITAL OUTLAY	9,439	180,000	65,000	-115,000	-64%

808jmich | NEXT YEAR / CURRENT YEAR BUDGET ANALYSIS
 PROJECTION: FY2022 BUDGET

ACCOUNTS FOR:	2020	2021	2022	CHANGE	
	ACTUAL	REVISED BUD	PROPOSED	FM FY2021	
SEWER UTILITY SERVICES					
40535 SEWER UTILITY SERVICES					
70740 DEBT SERVICE LOAN PRIN	117,185	120,244	123,383	3,139	3%
70741 INTEREST SEWER SRF LOA	2,906	2,037	2,037	0	0%
70742 INTEREST SEWER SRF LOA	17,578	14,947	12,249	-2,698	-18%
70744 INTEREST SEWER BB&T BA	44,163	39,427	32,281	-7,146	-18%
70745 DEBT SERV LOAN PRINC	297,932	304,914	312,060	7,146	2%
DEBT SERVICE	479,764	481,568	482,009	441	0%
90919 TRANSFER TO RETAINED EARN	0	0	22,819	22,819	100%
90940 CONTINGENCY FUND	0	14,975	14,975	0	0%
90993 DEPRECIATION	98,468	100,000	100,000	0	0%
NON-OPERATING	98,468	114,975	137,794	22,819	20%
SEWER UTILITY SERVICES	1,075,441	1,299,361	1,224,791	-74,570	-6%

PROJECTION: 2022 FY2022

FOR PERIOD 99

ACCOUNTS FOR:

400 UTILITY FUND	2020 ACTUAL	2021 ORIG BUD	2021 REVISED BUD	2021 ACTUAL	2021 PROJECTION	2022 MGR REVIEW	PCT CHANGE
<u>40535 SEWER UTILITY SERVICES</u>							
<u>10 PERSONAL SERVICES</u>							
10120 WAGES	43,238.49	37,444.00	37,444.00	25,737.52	.00	34,281.00	-8.4%
10121 BONUS	.00	432.00	432.00	395.52	272.00	396.00	-8.3%
10140 OVERTIME	3,406.05	3,000.00	3,000.00	2,783.39	3,000.00	3,000.00	.0%
10151 HOLIDAY PAY	.00	.00	.00	128.00	.00	.00	.0%
10210 FICA	3,360.69	3,389.00	3,389.00	2,187.21	2,189.00	3,124.00	-7.8%
10220 RETIREMENT	3,891.69	3,426.00	3,426.00	2,873.57	1,772.50	4,034.00	17.7%
10221 VACATION BENEFIT	-409.68	.00	.00	-1,765.35	.00	.00	.0%
10230 HEALTH INSURANCE	9,677.37	7,894.08	7,894.08	5,262.96	7,831.20	8,921.00	13.0%
10233 LIFE INSURANCE	248.40	108.00	108.00	.00	108.00	108.00	.0%
10236 DENTAL INSURANCE	255.23	223.68	223.68	93.20	333.72	253.00	13.1%
10240 WORKERS COMPENSA	4,582.05	1,855.00	1,855.00	3,324.71	1,156.00	1,457.00	-21.5%
10 PERSONAL SERVICES	68,250.29	57,771.76	57,771.76	41,020.73	16,662.42	55,574.00	-3.8%
<u>30 OPERATING EXPENSES</u>							
30311 ENGINEERING FEES	.00	1,000.00	1,000.00	3,695.00	1,000.00	5,000.00	400.0%
30320 AUDIT FEES	6,000.00	7,575.00	7,575.00	4,875.00	.00	5,125.00	-32.3%
30340 CONTRACTUAL SERV	40,986.16	27,000.00	27,000.00	770.30	32,000.00	35,000.00	29.6%
30344 BANK FEES/SERVIC	10.00	.00	.00	.00	.00	.00	.0%
30347 CONTRACTUAL LADY	309,943.02	315,996.00	315,996.00	217,410.91	315,996.00	315,996.00	.0%
30400 TRAVEL/PER DIEM	.00	500.00	500.00	.00	500.00	500.00	.0%
30410 COMMUNICATIONS	1,135.71	2,400.00	2,400.00	450.00	2,400.00	2,400.00	.0%

07/12/2021 14:31
808jmich

CITY OF FRUITLAND PARK
NEXT YEAR / CURRENT YEAR BUDGET ANALYSIS

P 51
|bgnyrpts

PROJECTION: 2022 FY2022

FOR PERIOD 99

ACCOUNTS FOR:

	2020 ACTUAL	2021 ORIG BUD	2021 REVISED BUD	2021 ACTUAL	2021 PROJECTION	2022 MGR REVIEW	PCT CHANGE
400 UTILITY FUND							
30420 POSTAGE	.00	50.00	50.00	.00	50.00	50.00	.0%
30430 ELECTRIC	22,479.25	24,000.00	24,000.00	18,882.33	15,000.00	27,600.00	15.0%
30431 WATER	1,885.50	1,992.00	1,992.00	1,502.65	2,604.00	2,160.00	8.4%
30440 RENTAL OF EQUIPM	.00	1,500.00	1,500.00	.00	1,500.00	1,500.00	.0%
30450 INSURANCE	7,537.38	8,289.49	8,289.49	7,775.88	13,600.00	10,839.00	30.8%
30462 VEHICLE REPAIRS/	393.63	5,000.00	5,000.00	3,727.89	2,000.00	5,000.00	.0%
30463 EQUIPMENT REPAIR	366.73	5,000.00	5,000.00	21.32	5,000.00	5,000.00	.0%
30464 FACILITIES REPAI	1,399.22	2,000.00	2,000.00	2,505.46	1,000.00	5,000.00	150.0%
30467 SYSTEM REPAIRS	23,255.54	43,044.00	43,044.00	31,829.53	43,044.00	43,044.00	.0%
30510 OFFICE SUPPLIES	.00	1,000.00	1,000.00	.00	1,000.00	1,000.00	.0%
30520 SUPPLIES	1,538.08	9,000.00	9,000.00	1,737.19	9,000.00	9,000.00	.0%
30521 UNIFORMS	1,533.02	2,000.00	2,000.00	1,229.75	2,000.00	2,000.00	.0%
30522 FUEL	1,057.32	5,500.00	5,500.00	665.66	3,000.00	5,000.00	-9.1%
30542 TRAINING & EDUCA	.00	2,200.00	2,200.00	.00	2,200.00	3,200.00	45.5%
30 OPERATING EXPENSES	419,520.56	465,046.49	465,046.49	297,078.87	452,894.00	484,414.00	4.2%
60 CAPITAL OUTLAY							
60640 EQUIPMENT PURCHA	20,318.66	180,000.00	180,000.00	136,800.73	40,000.00	65,000.00	-63.9%
60655 SYSTEM IMPROVEME	-10,879.98	.00	85,000.00	63,114.64	.00	.00	-100.0%
60 CAPITAL OUTLAY	9,438.68	180,000.00	265,000.00	199,915.37	40,000.00	65,000.00	-75.5%
70 DEBT SERVICE							
70740 DEBT SERVICE LOA	.01	120,243.98	120,243.98	59,734.66	108,470.57	123,383.13	2.6%
70741 INTEREST SEWER S	2,905.54	2,036.79	2,036.79	1,293.28	4,110.67	2,036.79	.0%

PROJECTION: 2022 FY2022

FOR PERIOD 99

ACCOUNTS FOR:

400 UTILITY FUND	2020 ACTUAL	2021 ORIG BUD	2021 REVISED BUD	2021 ACTUAL	2021 PROJECTION	2022 MGR REVIEW	PCT CHANGE
70742 INTEREST SEWER S	17,577.74	14,946.50	14,946.50	7,806.29	25,087.42	12,248.54	-18.1%
70744 INTEREST SEWER B	44,163.23	39,426.52	39,426.52	25,627.08	116,500.00	32,280.64	-18.1%
70745 DEBT SERV LOAN P	.02	304,914.34	304,914.34	304,914.35	.00	312,060.23	2.3%
70 DEBT SERVICE	64,646.54	481,568.13	481,568.13	399,375.66	254,168.66	482,009.33	.1%
<hr/>							
90 NON-OPERATING							
90919 TRANSFER TO RETA	.00	.00	.00	.00	.00	22,819.00	.0%
90940 CONTINGENCY FUND	.00	14,975.00	14,975.00	.00	14,975.00	14,975.00	.0%
90993 DEPRECIATION EXP	98,468.00	100,000.00	100,000.00	.00	100,000.00	100,000.00	.0%
90 NON-OPERATING	98,468.00	114,975.00	114,975.00	.00	114,975.00	137,794.00	19.8%
40535 SEWER UTILITY SE	660,324.07	1,299,361.38	1,384,361.38	937,390.63	878,700.08	1,224,791.33	-11.5%
TOTAL 400 UTILITY FUND	-588,340.50	-.03	-.03	-461,271.21	512,137.56	.71-2466.7%	

PROJECTION: 2022 FY2022

ACCOUNTS FOR:
 400 UTILITY FUND

40535 SEWER UTILITY SERVICES

10 PERSONAL SERVICES

40535 10120 - WAGES

OPER (JGONSALEZ)
 \$16.48HR X 2080

VENDOR QUANTITY UNIT COST 2022 MGR REVIEW

34,281.00 *
 34,281.00

1.00 34,281.00

40535 TOTAL 10120 WAGES
 10121 - BONUS

X-MAS BONUS 3 X 8 HOUR DAY

34,281.00
 396.00 *
 396.00

1.00 396.00

40535 TOTAL 10121 BONUS
 10140 - OVERTIME

OVERTIME

396.00
 3,000.00 *
 3,000.00

1.00 3,000.00

40535 TOTAL 10140 OVERTIME
 10210 - FICA

WAGES X .0765

3,000.00
 3,124.00 *
 3,124.00

1.00 3,124.00

40535 TOTAL 10210 FICA
 10220 - RETIREMENT

WAGES X .10 FRS

3,124.00
 4,034.00 *
 4,034.00

1.00 4,034.00

40535 TOTAL 10220 RETIREMENT
 10230 - HEALTH INSURANCE

1 FT @ \$743.39/MTH X 12 =
 \$8921/YR

4,034.00
 8,921.00 *
 8,921.00

1.00 8,921.00

PROJECTION: 2022 FY2022

ACCOUNTS FOR:
 400 UTILITY FUND

	VENDOR	QUANTITY	UNIT COST	2022 MGR REVIEW
TOTAL 10230 HEALTH INSURANCE				8,921.00
40535 10233 - LIFE INSURANCE		1.00	108.00	108.00 *
1 FT @ \$9.00/MTH X 12 = \$108/YR				
TOTAL 10233 LIFE INSURANCE				108.00
40535 10236 - DENTAL INSURANCE		1.00	253.00	253.00 *
1 FT @ \$21.06/MTH X 12 = \$253/YR				
TOTAL 10236 DENTAL INSURANCE				253.00
40535 10240 - WORKERS COMPENSATION		1.00	1,457.00	1,457.00 *
WAGES X RISK CODE				
TOTAL 10240 WORKERS COMPENSATION				1,457.00
TOTAL 10 PERSONAL SERVICES				55,574.00
<u>30 OPERATING EXPENSES</u>				
40535 30311 - ENGINEERING FEES		1.00	5,000.00	5,000.00 *
SEWER SYSTEM ENGINEERING				
TOTAL 30311 ENGINEERING FEES				5,000.00
40535 30320 - AUDIT FEES		.25	20,500.00	5,125.00 *
25% AUDIT EXPENSE (\$25,500) CAFR				
TOTAL 30320 AUDIT FEES				5,125.00
40535 30340 - CONTRACTUAL SERVICES		1.00	6,000.00	35,000.00 *
LAB SERVIES-DEP REQUIRES MTHLY, QTRLY, & ANNUAL SAMPLING - CBOD5, TSS, FECAL				
		1.00	5,000.00	5,000.00
SEWER SCADA SYSTEM				
		4.00	1,500.00	6,000.00
CUMMINS GENERATOR SERVICE (2				

PROJECTION: 2022 FY2022

ACCOUNTS FOR:
 400 UTILITY FUND

	VENDOR	QUANTITY	UNIT COST	2022 MGR REVIEW
GENERATORS)		4.00	4,500.00	18,000.00
LIFT STATION CLEANING - AMERICAN PIPE & TANK				
TOTAL 30340 CONTRACTUAL SERVICES				35,000.00
40535 30347 - CONTRACTUAL LADY LAKE		12.00	26,333.00	315,996.00 *
PAY LADY LAKE \$25,000 PER MONTH FOR SEWER DISPOSAL				315,996.00
TOTAL 30347 CONTRACTUAL LADY LAKE				315,996.00
40535 30400 - TRAVEL/PER DIEM		1.00	300.00	500.00 *
WASTEWATER CEU COURSES		1.00	200.00	300.00
OTHER TRAINING				200.00
TOTAL 30400 TRAVEL/PER DIEM				500.00
40535 30410 - COMMUNICATIONS		12.00	200.00	2,400.00 *
SUMMIT PHONES/CABLE/INTERNET				2,400.00
TOTAL 30410 COMMUNICATIONS				2,400.00
40535 30420 - POSTAGE		1.00	50.00	50.00 *
MONTHLY MONITORING REPORTS, MISC MAILINGS				50.00
TOTAL 30420 POSTAGE				50.00
40535 30430 - ELECTRIC		12.00	2,300.00	27,600.00 *
LIFT STATIONS				27,600.00
HWY 27/441 LIFT STA SHILOH AND DIXIE SPRING LAKE COVE MIRROR LAKE VILLAGE CHELSEA'S RUN 1627 MILLER LIFT STA				

PROJECTION: 2022 FY2022

ACCOUNTS FOR:
 400 UTILITY FUND

	VENDOR	QUANTITY	UNIT COST	2022 MGR REVIEW
TOTAL 30430 ELECTRIC				
40535				27,600.00
				2,160.00 *
		12.00	180.00	2,160.00
	27/441, BRADLEY WAY, DIXIE AVE, ATLANTIC AVE, AND SPRING LAKE COVE LIFT STATIONS			
TOTAL 30431 WATER				
40535				2,160.00
				1,500.00 *
		1.00	1,500.00	1,500.00
	30440 - RENTAL OF EQUIPMENT			
TOTAL 30440 RENTAL OF EQUIPMENT				
40535				1,500.00
				10,839.00 *
		1.00	10,839.00	10,839.00
	30450 - INSURANCE PROPERTY, LIABILITY, PUBLIC OFFICIALS			
TOTAL 30450 INSURANCE				
40535				10,839.00
				5,000.00 *
		1.00	5,000.00	5,000.00
	30462 - VEHICLE REPAIRS/MAINT TRUCK 214 & 203			
TOTAL 30462 VEHICLE REPAIRS/MAINT				
40535				5,000.00
				5,000.00 *
		1.00	5,000.00	5,000.00
	30463 - EQUIPMENT REPAIRS/MAINT VACUUM TRAILER UNIT, WWTP EQUIPMENT			
TOTAL 30463 EQUIPMENT REPAIRS/MAINT				
40535				5,000.00
				5,000.00 *
		1.00	5,000.00	5,000.00
	30464 - FACILITIES REPAIRS/MAINT OIL, FILTERS, BELTS, PIPE REPAIR			

PROJECTION: 2022 FY2022

ACCOUNTS FOR:
 400 UTILITY FUND

	VENDOR	QUANTITY	UNIT COST	2022 MGR REVIEW
TOTAL 30464 FACILITIES REPAIRS/MAINT				5,000.00
40535 30467 - SEWER SYSTEM REPAIRS				43,044.00 *
LINE REPAIR, LIFT STATION REPAIR, ETC WWTP SYSTEM CONTROLS & MONITORING		1.00	3,000.00	3,000.00
REPAIRS AT LIFT STATIONS		1.00	40,044.00	40,044.00
TOTAL 30467 SYSTEM REPAIRS				43,044.00
40535 30510 - OFFICE SUPPLIES				1,000.00 *
RECORD BOOKS - DAILY OPERATIONS		3.00	25.00	75.00
PENS, PENCILS, PAPER CLIPS, BINDERS		1.00	675.00	675.00
PRINTER CARTRIDGES		1.00	250.00	250.00
TOTAL 30510 OFFICE SUPPLIES				1,000.00
40535 30520 - SUPPLIES				9,000.00 *
CHLORINE		12.00	500.00	6,000.00
CHLORINE REAGENTS		1.00	160.00	160.00
MARKING PAINT AND FLAGS		1.00	400.00	400.00
PH BUFFERS		3.00	40.00	120.00
MISC SUPPLIES		1.00	2,320.00	2,320.00
TOTAL 30520 SUPPLIES				9,000.00
40535 30521 - UNIFORMS				2,000.00 *
UNIFORMS		1.00	1,800.00	1,800.00
BOOT ALLOWANCE (1 EMPLOYEE)		1.00	200.00	200.00

PROJECTION: 2022 FY2022

ACCOUNTS FOR:
 400 UTILITY FUND

	VENDOR	QUANTITY	UNIT COST	2022 MGR REVIEW
TOTAL 30521 UNIFORMS				2,000.00
40535 30522 - FUEL		1.00	3,000.00	5,000.00 *
214 - 2008 F450				3,000.00
203 - 2000 F150				
VACUUM TRAILER UNIT				
2 GENERATORS DIESEL		1.00	2,000.00	2,000.00
TOTAL 30522 FUEL				5,000.00
40535 30542 - TRAINING & EDUCATION		2.00	300.00	3,200.00 *
WASTEWATER LICENSE CONTINUING				600.00
EDUCATION (PW & OPERATOR)		1.00	200.00	200.00
WASTEWATER EXAM		1.00	600.00	600.00
WASTEWATER OPERATOR COURSE		1.00	600.00	600.00
WASTEWATER COLLECTIONS COURSE		1.00	200.00	200.00
WASTEWATER COLLECTIONS EXAM		5.00	200.00	1,000.00
CONFINED SPACE TRAINING				
TOTAL 30542 TRAINING & EDUCATION				3,200.00
TOTAL 30 OPERATING EXPENSES				484,414.00
60 CAPITAL OUTLAY				
40535 60640 - EQUIPMENT PURCHASES		10.00	2,500.00	65,000.00 *
SEWER GRINDER PUMP UNITS		1.00	2,500.00	25,000.00
PORTABLE GENERATOR FOR GPU'S		3.00	1,500.00	4,500.00
GPU REPLACEMENT PUMPS		1.00	4,000.00	4,000.00
INSTALLATION AND MATERIALS OF				
SEWER GRINDER PUMP UNITS		1.00	4,000.00	4,000.00
PORTABLE REFUELER TANK		1.00	20,000.00	20,000.00
SEWER SUPPLIES		1.00	5,000.00	5,000.00
CONFINED SPACE SAFETY EQUIPMENT				

PROJECTION: 2022 FY2022

ACCOUNTS FOR:
 400 UTILITY FUND

	VENDOR	QUANTITY	UNIT COST	2022 MGR	REVIEW
TOTAL 60640 EQUIPMENT PURCHASES					65,000.00
TOTAL 60 CAPITAL OUTLAY					65,000.00
70 DEBT SERVICE					
40535	70740 - DEBT SERVICE LOAN PRINC SRF				123,383.13 *
	SMI ANNUAL - SRF SEWER DEBT PRECONSTRUCTION (2 PMTS - 32 & 33 OF 40) FROM SEWER IMPACT FEES TX IN FM 40301-38006	1.00	14,293.23		14,293.23
	SEMI ANNUAL - SRF SEWER DEBT CONSTRUCTION (2 PMTS - 32 & 33 OF 40) FROM SEWER IMPACT FEES TX IN FM 40301-38006	1.00	109,089.90		109,089.90
	TOTAL 70740 DEBT SERVICE LOAN PRINC SRF				123,383.13
40535	70741 - INTEREST SEWER SRF LOAN #1				2,036.79 *
	SEMI ANNUAL - SRF SEWER DEBT PRECONSTRUCTION 2 PAYMENTS (32 & 33 OF 40) FROM SEWER IMPACT FEES TX IN FM 40301-38006	1.00	2,036.79		2,036.79
	TOTAL 70741 INTEREST SEWER SRF LOAN #1				2,036.79
40535	70742 - INTEREST SEWER SRF LOAN #2				12,248.54 *
	SEMI ANNUAL - SRF SEWER DEBT CONSTRUCTION 2 PAYMENTS (30 & 31 OF 40) FROM SEWER IMPACT FEES TX IN FM 40301-38006	1.00	12,248.54		12,248.54
	TOTAL 70742 INTEREST SEWER SRF LOAN #2				12,248.54
40535	70744 - INTEREST BANK LOAN BB&T				32,280.64 *
	INTEREST ON LOAN (12 & 13 OF 20 PMTS)	1.00	32,280.64		32,280.64

PROJECTION: 2022 FY2022

ACCOUNTS FOR:
 400 UTILITY FUND

	VENDOR	QUANTITY	UNIT COST	2022 MGR REVIEW
TOTAL 70744 INTEREST SEWER BB&T BANK LOAN				32,280.64
40535 70745 - DEBT SERV LOAN PRINC BB&T		1.00	312,060.23	312,060.23 *
12 & 13 OF 20 PMTS ON LOAN PRINCIPAL SEWER LINE EXTENSION, LADY LAKE EXTENSION				312,060.23
TOTAL 70745 DEBT SERV LOAN PRINC BB&T				312,060.23
TOTAL 70 DEBT SERVICE				482,009.33
<u>90 NON-OPERATING</u>				
40535 90919 - TRANSFER TO RETAINED EARNINGS		1.00	22,819.00	22,819.00 *
TRANSFER TO RETAINED EARNING TO BUILD RESERVESRE & PAY OFF GEN FUND DEBT				22,819.00
TOTAL 90919 TRANSFER TO RETAINED EARNINGS				22,819.00
40535 90940 - CONTINGENCY FUND		1.00	14,975.00	14,975.00 *
CONTINGENCY				14,975.00
TOTAL 90940 CONTINGENCY FUND				14,975.00
40535 90993 - DEPRECIATION EXPENSE SEWER		1.00	100,000.00	100,000.00 *
DEPRECIATION - AUDITORS				100,000.00
TOTAL 90993 DEPRECIATION EXPENSE				100,000.00
TOTAL 90 NON-OPERATING				137,794.00
TOTAL 40535 SEWER UTILITY SERVICES				1,224,791.33
TOTAL 400 UTILITY FUND				.71

-232-

808jmich | NEXT YEAR / CURRENT YEAR BUDGET ANALYSIS

PROJECTION: FY2022 BUDGET

ACCOUNTS FOR:	2020	2021	2022	CHANGE	
		REVISED		FM	
RECREATION REVENUE	ACTUAL	BUD	PROPOSED	FY2021	
62001 RECREATION REVENUE					
34722 SOFTBALL LEAGUE	12,155	20,632	20,632	0	0%
34724 GIRLS SOFTBASLL			3,800		100%
34726 T-BALL	12	940	940	0	0%
34728 SOCCER	5,980	8,000	8,600	600	8%
SWIM TEAM			500		100%
34732 BASKETBALL	0	0	1,300	1,300	100%
34733 TRICK OR TROT 5K	4,175	3,400	3,400	0	0%
34734 BASEBALL	0	3,800	0	-3,800	-100%
34736 archery	302	0	3,800	3,800	100%
34737 VOLLEYBALL	0	530	530	0	0%
34738 KICKBALL	0	0	1,100	1,100	100%
34739 SUMMER CAMP	0	18,804	18,804	0	0%
34740 LOVE RUN 5K	5,496	2,382	2,382	0	0%
34750 FLAG FOOTBALL	3,590	0	3,300	3,300	100%
34790 RECREATION SIGN	250	0	0	0	0%
CHARGES FOR SERVICES	31,960	58,488	69,088	10,600	18%
36110 INTEREST INCOME	259	0	100	100	100%
36990 MISC REVENUE	44	600	500	-100	-17%
MISC. REVENUE	303	600	600	0	0%
RECREATION REVENUE	32,263	59,088	69,688	10,600	18%
62579 RECREATION FUND OPERATING EXPENSES					
30343 SUMMER CAMP	0	18,804	18,804	0	0%
30346 ARCHERY			3,800		#DIV/0!
30348 BASEBALL	0	3,800	0	-3,800	-100%
30351 SOFTBALL PROGRAM	7,517	20,632	24,432	3,800	18%
30353 TRICK OR TROT 5K	2,518	3,400	3,400	0	0%
30355 KICKBALL	0	0	1,100	1,100	#DIV/0!
30357 SWIM TEAM	0	500	500	0	0%
30360 SOCCER PROGRAM	8,304	8,000	8,600	600	8%
30361 FLAG FOOTBALL	0	0	3,300	3,300	#DIV/0!
30362 VOLLEYBALL	0	530	530	0	0%
30363 T-BALL	149	940	940	0	0%
30364 BASKETBALL	0	0	1,300	1,300	
30380 LOVE RUN 5 K	4,507	2,383	2,382	-1	0%
30470 PRINTING & COPYING	0	100	100	0	0%
30490 MISC EXPENSE	0	500	500	0	0%
OPERATING EXPENSES	22,995	59,589	69,688	10,100	17%

07/12/2021 14:31
808jmich

CITY OF FRUITLAND PARK
NEXT YEAR / CURRENT YEAR BUDGET ANALYSIS

P 55
bgnyrpts

PROJECTION: 2022 FY2022

FOR PERIOD 99

ACCOUNTS FOR:

	2020 ACTUAL	2021 ORIG BUD	2021 REVISED BUD	2021 ACTUAL	2021 PROJECTION	2022 MGR REVIEW	PCT CHANGE
620 RECREATION FUND							
<u>62001 RECREATION REVENUE</u>							
34 CHARGES FOR SERVICES							
34722 SOFTBALL PROGRAM	-12,155.00	-20,632.00	-20,632.00	-8,240.00	-20,632.00	-20,632.00	.0%
34724 GIRLS SOFTBALL	.00	.00	.00	.00	.00	-3,800.00	.0%
34726 T-BALL	-12.50	-940.00	-940.00	-3,720.00	-940.00	-940.00	.0%
34728 SOCCER	-5,980.00	-8,000.00	-8,000.00	-16,906.00	-4,875.00	-8,600.00	7.5%
34729 SWIM TEAM	.00	-500.00	-500.00	.00	-500.00	-500.00	.0%
34732 BASKETBALL	.00	.00	.00	.00	.00	-1,300.00	.0%
34733 TRICK OR TROT 5K	-4,175.00	-3,400.00	-3,400.00	.00	-3,400.00	-3,400.00	.0%
34734 BASEBALL	.00	-3,800.00	-3,800.00	.00	-3,800.00	.00	-100.0%
34736 ARCHERY	-302.00	.00	.00	-200.00	.00	-3,800.00	.0%
34737 VOLLEYBALL	.00	-530.00	-530.00	.00	-530.00	-530.00	.0%
34738 KICKBALL	.00	.00	.00	.00	.00	-1,100.00	.0%
34739 SUMMER CAMP	.00	-18,804.00	-18,804.00	.00	-18,804.00	-18,804.00	.0%
34740 LOVE RUN 5K	-5,496.00	-2,382.00	-2,382.00	-8,631.50	-2,382.00	-2,382.00	.0%
34750 FLAG FOOTBALL	-3,590.00	.00	.00	-1,160.00	.00	-3,300.00	.0%
34790 RECREATION SIGN	-250.00	.00	.00	-2,141.68	.00	.00	.0%
34 CHARGES FOR SERVICE	-31,960.50	-58,988.00	-58,988.00	-40,999.18	-55,863.00	-69,088.00	17.1%
<u>36 MISC. REVENUE</u>							
36110 INTEREST INCOME	258.67	.00	.00	10.54	-230.00	-100.00	.0%
36600 DONATIONS REC SC	.00	.00	.00	-90.00	.00	.00	.0%
36990 MISC REVENUE	-44.00	-600.00	-600.00	.00	.00	-500.00	-16.7%
36 MISC. REVENUE	214.67	-600.00	-600.00	-79.46	-230.00	-600.00	.0%
62001 RECREATION REVEN	-31,745.83	-59,588.00	-59,588.00	-41,078.64	-56,093.00	-69,688.00	16.9%

PROJECTION: 2022 FY2022

ACCOUNTS FOR:
 620 RECREATION FUND

62001 RECREATION REVENUE

34 CHARGES FOR SERVICES

62001 34722 - SOFTBALL

400 PLAYERS X 30 FEE \$14,100

VENDOR	QUANTITY	UNIT COST	2022 MGR REVIEW
	1.00	20,632.00	-20,632.00 *
			-20,632.00

TOTAL 34722 SOFTBALL PROGRAM

62001 34724 - GIRLS SOFTBALL

60 PLAYERS @ \$30

8 SPONSORS @ \$250

	60.00	30.00	-20,632.00
			-3,800.00 *
	8.00	250.00	-1,800.00
			-2,000.00

TOTAL 34724 GIRLS SOFTBALL

62001 34726 - T-BALL

00 PLAYERS X 40 FEE

	1.00	940.00	-3,800.00
			-940.00 *
			-940.00

TOTAL 34726 T-BALL

62001 34728 - SOCCER PROGRAM

215 PLAYERS X \$40 FEE

	1.00	8,600.00	-940.00
			-8,600.00 *
			-8,600.00

TOTAL 34728 SOCCER

62001 34729 - SWIM TEAM

	1.00	500.00	-8,600.00
			-500.00 *
			-500.00

TOTAL 34729 SWIM TEAM

62001 34732 - BASKETBALL

20 PLAYERS @ \$40

2 SPONSORS @ \$250

	20.00	40.00	-500.00
			-1,300.00 *
	2.00	250.00	-800.00
			-500.00

PROJECTION: 2022 FY2022

ACCOUNTS FOR:
 620 RECREATION FUND

	VENDOR	QUANTITY	UNIT COST	2022 MGR REVIEW
TOTAL 34732 BASKETBALL				
62001	34733 - TRICK OR TROT 5K	1.00	3,400.00	-1,300.00 -3,400.00 *
	50 RUNNERS @ \$30			-3,400.00
TOTAL 34733 TRICK OR TROT 5K				
62001	34736 - ARCHERY	60.00	30.00	-3,400.00 -3,800.00 *
	60 PLAYERS @ \$30	8.00	250.00	-1,800.00 -2,000.00
	8 SPONSORS @ \$250			
TOTAL 34736 ARCHERY				
62001	34737 - VOLLEYBALL	1.00	530.00	-3,800.00 -530.00 *
				-530.00
TOTAL 34737 VOLLEYBALL				
62001	34738 - KICKBALL	15.00	40.00	-530.00 -1,100.00 *
	15 PLAYERS @ \$40	2.00	250.00	-600.00 -500.00
	2 SPONSORS @ \$250			
TOTAL 34738 KICKBALL				
62001	34739 - SUMMER CAMP	1.00	18,804.00	-1,100.00 -18,804.00 *
	20 CAMPERS \$100 EACH X 11 WEEKS = \$1100			-18,804.00
TOTAL 34739 SUMMER CAMP				
62001	34740 - LOVE 5K	1.00	2,382.00	-18,804.00 -2,382.00 *
	65 @ \$30			-2,382.00

-236-

PROJECTION: 2022 FY2022

ACCOUNTS FOR:

620 RECREATION FUND

	VENDOR	QUANTITY	UNIT COST	2022 MGR REVIEW
TOTAL 34740 LOVE RUN 5K				-2,382.00
62001 34750 - FLAG FOOTBALL				-3,300.00 *
6 SPONSORS @ \$250		6.00	250.00	-1,500.00
45 PLAYERS @ \$40		45.00	40.00	-1,800.00
TOTAL 34750 FLAG FOOTBALL				-3,300.00
TOTAL 34 CHARGES FOR SERVICES				-69,088.00
<u>36 MISC. REVENUE</u>				
62001 36110 - INTEREST INCOME		1.00	100.00	-100.00 *
TOTAL 36110 INTEREST INCOME				-100.00
62001 36990 - MISC REVENUE		1.00	500.00	-500.00 *
TOTAL 36990 MISC REVENUE				-500.00
TOTAL 36 MISC. REVENUE				-600.00
TOTAL 62001 RECREATION REVENUE				-69,688.00

PROJECTION: 2022 FY2022

FOR PERIOD 99

ACCOUNTS FOR:

	2020 ACTUAL	2021 ORIG BUD	2021 REVISED BUD	2021 ACTUAL	2021 PROJECTION	2022 MGR REVIEW	PCT CHANGE
620 RECREATION FUND							
<hr/>							
62579 RECREATION FUND							
30 OPERATING EXPENSES							
30343 SUMMER CAMP	.00	18,804.00	18,804.00	.00	18,804.00	18,804.00	.0%
30346 ARCHERY	89.94	.00	.00	.00	.00	3,800.00	.0%
30348 BASEBALL	.00	3,800.00	3,800.00	.00	.00	.00	-100.0%
30351 SOFTBALL PROGRAM	7,516.75	20,632.00	20,632.00	7,720.98	21,278.00	24,432.00	18.4%
30353 TRICK OR TROT 5K	2,518.05	3,400.00	3,400.00	.00	3,400.00	3,400.00	.0%
30355 KICKBALL	.00	.00	.00	.00	.00	1,100.00	.0%
30357 SWIM TEAM	.00	500.00	500.00	.00	500.00	500.00	.0%
30360 SOCCER PROGRAM	8,304.41	8,000.00	8,000.00	13,897.54	3,800.00	8,600.00	7.5%
30361 FLAG FOOTBALL	1,616.51	.00	.00	1,972.87	.00	3,300.00	.0%
30362 VOLLEYBALL	.00	530.00	530.00	.00	530.00	530.00	.0%
30363 T-BALL	149.16	940.00	940.00	1,636.85	940.00	940.00	.0%
30364 BASKETBALL	.00	.00	.00	.00	.00	1,300.00	.0%
30380 LOVE RUN 5 K	4,506.90	2,382.00	2,382.00	3,458.79	2,382.00	2,382.00	.0%
30470 PRINTING & COPYI	.00	100.00	100.00	.00	100.00	100.00	.0%
30490 MISC EXPENSE	.00	500.00	500.00	.00	500.00	500.00	.0%
30 OPERATING EXPENSES	24,701.72	59,588.00	59,588.00	28,687.03	52,234.00	69,688.00	16.9%
62579 RECREATION FUND	24,701.72	59,588.00	59,588.00	28,687.03	52,234.00	69,688.00	16.9%
TOTAL 620 RECREATION FUND	-7,044.11	.00	.00	-12,391.61	-3,859.00	.00	.0%
GRAND TOTAL	-3,169,136.00	-.19	36,529.81	-2,805,428.85	-577,680.73	.94	-100.0%

** END OF REPORT - Generated by Jeannine Racine **

PROJECTION: 2022 FY2022

ACCOUNTS FOR:
 620 RECREATION FUND

62579 RECREATION FUND
 30 OPERATING EXPENSES

	VENDOR	QUANTITY	UNIT COST	2022 MGR REVIEW
62579 30343 - SUMMER CAMP				18,804.00 *
CAMP MANAGER \$12/HR x 440 hrs		440.00	12.00	5,280.00
2 CAMP COUNSELORS \$10/HR x 440 HRS = \$4400		2.00	4,400.00	8,800.00
SUPLLIES		1.00	4,724.00	4,724.00
TOTAL 30343 SUMMER CAMP				18,804.00
62579 30346 - ARCHERY				3,800.00 *
ARCHERY		1.00	3,800.00	3,800.00
TOTAL 30346 ARCHERY				3,800.00
62579 30351 - SOFTBALL PROGRAM				24,432.00 *
UMPIRE 2 PER GAME @ \$20/EACH		289.00	40.00	11,560.00
SUB SCHOREKEEPERS		350.00	9.00	3,150.00
TROPHIES		1.00	600.00	600.00
SCOREBOOKS		30.00	4.00	120.00
TOURNAMENT SHIRTS		75.00	8.00	600.00
BATS		30.00	100.00	3,000.00
SPECIAL PROJECTS		1.00	1,602.00	1,602.00
GIRLS SOFTBALL		1.00	3,800.00	3,800.00
TOTAL 30351 SOFTBALL PROGRAM				24,432.00
62579 30353 - TRICK OR TROT 5K				3,400.00 *
TIMING COMPANY		1.00	1,400.00	1,400.00
T-SHIRTS		50.00	10.00	500.00
TROPHIES		50.00	10.00	500.00
		1.00	1,000.00	1,000.00

PROJECTION: 2022 FY2022

ACCOUNTS FOR:
 620 RECREATION FUND
 ADVERTISING

	VENDOR	QUANTITY	UNIT COST	2022 MGR	REVIEW
TOTAL 30353 TRICK OR TROT 5K					3,400.00
62579 30355 - KICKBALL		1.00	1,100.00		1,100.00 *
KICKBALL					1,100.00
TOTAL 30355 KICKBALL					1,100.00
62579 30357 - SWIM TEAM		2.00	250.00		500.00 *
RIBBONS FOR 2 SWIM MEETS					500.00
TOTAL 30357 SWIM TEAM					500.00
62579 30360 - SOCCER PROGRAM		1.00	1,000.00		8,600.00 *
SUPPLIES		200.00	22.00		4,400.00
UNIFORMS		200.00	10.00		2,000.00
TROPHIES		60.00	20.00		1,200.00
REFEREES					
TOTAL 30360 SOCCER PROGRAM					8,600.00
62579 30361 - FLAG FOOTBALL		1.00	3,300.00		3,300.00 *
FLAG FOOTBALL					3,300.00
TOTAL 30361 FLAG FOOTBALL					3,300.00
62579 30362 - VOLLEYBALL		1.00	50.00		530.00 *
SUPPLIES		15.00	10.00		150.00
TROPHIES		15.00	22.00		330.00
UNIFORMS					

PROJECTION: 2022 FY2022

ACCOUNTS FOR:
 620 RECREATION FUND

	VENDOR	QUANTITY	UNIT COST	2022 MGR REVIEW
TOTAL 30362 VOLLEYBALL				530.00
62579 30363 - T-BALL		20.00	22.00	940.00 *
				440.00
UNIFORMS		1.00	300.00	300.00
SUPPLIES		20.00	10.00	200.00
TROPHIES				
TOTAL 30363 T-BALL				940.00
62579 30364 - BASKETBALL		1.00	1,300.00	1,300.00 *
				1,300.00
BASKETBALL				
TOTAL 30364 BASKETBALL				1,300.00
62579 30380 - LOVE RUN 5K		1.00	1,200.00	2,382.00 *
				1,200.00
TIMING COMPANY		64.00	.50	32.00
BIBS		65.00	10.00	650.00
TROPHIES		1.00	500.00	500.00
ADVERTISING, PRINTING, & POSTERS				
TOTAL 30380 LOVE RUN 5 K				2,382.00
62579 30470 - PRINTING & COPYING		1.00	100.00	100.00 *
				100.00
TOTAL 30470 PRINTING & COPYING				100.00
62579 30490 - MISC EXPENSE		1.00	500.00	500.00 *
				500.00
CONTINGENCY				
TOTAL 30490 MISC EXPENSE				500.00
TOTAL 30 OPERATING EXPENSES				69,688.00
TOTAL 62579 RECREATION FUND				69,688.00
TOTAL 620 RECREATION FUND				.00
GRAND TOTAL				.94

PROJECTION: 2022 FY2022

FOR PERIOD 99

ACCOUNTS FOR:

600 FIRE PENSION FUND	2020 ACTUAL	2021 ORIG BUD	2021 REVISED BUD	2021 ACTUAL	2021 PROJECTION	2022 MGR REVIEW	PCT CHANGE
<u>60001 FIRE PENSION REVENUES</u>							
<u>36 MISC. REVENUE</u>							
36110 INTEREST INCOME	-2,710.25	-2,920.00	-2,920.00	-730.30	-2,920.00	-2,920.00	.0%
36120 INTEREST EARNED	-12,918.78	-7,600.00	-7,600.00	-11,109.40	-7,600.00	-7,600.00	.0%
36130 CHANGE IN FAIR M	-1,496.74	.00	.00	-92,499.79	.00	.00	.0%
36140 GAIN/LOSS ON SAL	-9,582.91	.00	.00	.00	.00	.00	.0%
36990 MISC REVENUE	.00	.00	.00	.00	.00	-175,480.00	.0%
36 MISC. REVENUE	-26,708.68	-10,520.00	-10,520.00	-104,339.49	-10,520.00	-186,000.00	1668.1%
<u>38 NON REVENUES</u>							
38500 PARTICIPANTS CON	-26,767.76	-29,030.00	-29,030.00	-4,375.23	.00	.00	-100.0%
38501 CITY CONTRIBUTIO	-26,767.76	-29,030.00	-29,030.00	-4,375.23	.00	.00	-100.0%
38510 STATE INS CONTRI	-28,742.76	-12,000.00	-12,000.00	.00	.00	.00	-100.0%
38 NON REVENUES	-82,278.28	-70,060.00	-70,060.00	-8,750.46	.00	.00	-100.0%
60001 FIRE PENSION REV	-108,986.96	-80,580.00	-80,580.00	-113,089.95	-10,520.00	-186,000.00	130.8%

PROJECTION: 2022 FY2022

ACCOUNTS FOR:
 600 FIRE PENSION FUND

	VENDOR	QUANTITY	UNIT COST	2022 MGR REVIEW
60001 FIRE PENSION REVENUES				
<u>36 MISC. REVENUE</u>				
60001				
36110 - INTEREST INCOME				-2,920.00 *
INTEREST TRUSTINVESTMENT		1.00	2,920.00	-2,920.00
TOTAL 36110 INTEREST INCOME				-2,920.00
60001				
36120 - DIVIDEND INCOME				-7,600.00 *
DIVIDENDS ON TRUST INVESTMENTS		1.00	7,600.00	-7,600.00
TOTAL 36120 INTEREST EARNED				-7,600.00
60001				
36990 - MISC REVENUE				-175,480.00 *
TRANSFER IN FROM TRUST ACCT		1.00	175,480.00	-175,480.00
TOTAL 36990 MISC REVENUE				-175,480.00
TOTAL 36 MISC. REVENUE				-186,000.00
TOTAL 60001 FIRE PENSION REVENUES				-186,000.00

PROJECTION: 2022 FY2022

FOR PERIOD 99

ACCOUNTS FOR:

600 FIRE PENSION FUND	2020 ACTUAL	2021 ORIG BUD	2021 REVISED BUD	2021 ACTUAL	2021 PROJECTION	2022 MGR REVIEW	PCT CHANGE
<u>60522 FIRE PENSION TRUST FUND</u>							
<u>30 OPERATING EXPENSES</u>							
30320 AUDIT FEES	.00	1,000.00	1,000.00	.00	1,000.00	1,000.00	.0%
30465 SERVICE CONTRACT	.00	3,000.00	3,000.00	.00	.00	15,000.00	400.0%
30490 MISC EXPENSE	.00	59,380.00	59,380.00	.00	.00	.00	-100.0%
30494 RETIREMENT REFUN	.00	6,000.00	6,000.00	.00	.00	.00	-100.0%
30496 RETIREMENT BENEF	1,100.76	11,200.00	11,200.00	917.30	1,200.00	170,000.00	-100.0%
30 OPERATING EXPENSES	1,100.76	80,580.00	80,580.00	917.30	2,200.00	186,000.00	130.8%
60522 FIRE PENSION TRU	1,100.76	80,580.00	80,580.00	917.30	2,200.00	186,000.00	130.8%
TOTAL 600 FIRE PENSION FUND	-107,886.20	.00	.00	-112,172.65	-8,320.00	.00	.0%

PROJECTION: 2022 FY2022

ACCOUNTS FOR:

600 FIRE PENSION FUND

VENDOR QUANTITY UNIT COST 2022 MGR REVIEW

60522 FIRE PENSION TRUST FUND

30 OPERATING EXPENSES

60522 30320 - AUDIT FEES

AUDIT FEES

1.00 1,000.00 1,000.00 *

TOTAL 30320 AUDIT FEES

60522 30465 - SERVICE CONTRACTS

ACTUARIAL REPORTS
 FOSTER & FOSTER
 CALCULATE RETIREMENT PAYOUTS

1.00 15,000.00 15,000.00 *

TOTAL 30465 SERVICE CONTRACTS

60522 30496 - RETIREMENT BENEFITS

RETIRED MEMBERS RETIREMENT
 LUMP SUM RETIREMENTS

32.00 5,000.00 170,000.00 *
 1.00 10,000.00 160,000.00
 10,000.00

TOTAL 30496 RETIREMENT BENEFITS

TOTAL 30 OPERATING EXPENSES

TOTAL 60522 FIRE PENSION TRUST FUND

TOTAL 600 FIRE PENSION FUND

.00

15,000.00
 170,000.00 *
 186,000.00
 186,000.00